



US00D911123S

(12) **United States Design Patent**  
**Huang**

(10) **Patent No.:** **US D911,123 S**

(45) **Date of Patent:** **\*\* Feb. 23, 2021**

- (54) **PORTABLE CUTLERY SET**
- (71) Applicant: **Dongpeng Huang**, Guangdong (CN)
- (72) Inventor: **Dongpeng Huang**, Guangdong (CN)
- (73) Assignee: **Shenzhen Aspero Technology Co., Ltd.**, Guangdong (CN)
- (\*\*) Term: **15 Years**
- (21) Appl. No.: **29/702,020**
- (22) Filed: **Aug. 16, 2019**
- (51) **LOC (13) Cl.** ..... **07-03**
- (52) **U.S. Cl.**  
USPC ..... **D7/645**; D7/642; D7/649; D7/653
- (58) **Field of Classification Search**  
USPC ..... D7/300.2, 368, 400, 401.2, 642-645,  
D7/647-650, 653-664, 667, 669,  
D7/675-677, 683, 688-689, 691, 692;  
D8/107, 300-301; D22/117-118; D28/9  
CPC ... A01D 9/02; A01D 9/04; A01D 9/06; A47G  
21/00; A47G 21/004; A47G 21/005;  
A47G 21/02; A47G 21/023; A47G 21/04;  
A47G 21/06; A47G 21/08; A47G 21/181;  
A47J 43/25; A47J 43/28; A47J 43/281;  
A47J 43/282; A47J 43/283; A47J 43/284;  
A61F 13/10; A61J 7/0023; B25G 1/00;  
B25G 1/01; B25G 1/02; B25G 3/00;  
B65D 75/56; B65D 75/563; B65D  
75/566; B67B 7/00; B67B 7/724; B67B  
7/73  
See application file for complete search history.

- 2,334,535 A \* 11/1943 Bandell ..... A47G 21/181  
30/123
- 2,859,515 A \* 11/1958 Kinman ..... A47G 21/181  
30/141
- D224,716 S \* 9/1972 Silvas ..... D7/300.2
- D318,990 S \* 8/1991 Giugiaro ..... D7/691
- D386,050 S \* 11/1997 Puri ..... D7/642
- D679,535 S \* 4/2013 Campbell ..... D7/300.2
- D738,693 S \* 9/2015 Thonis ..... D7/653
- D750,837 S \* 3/2016 Gast ..... D28/9
- D834,370 S \* 11/2018 Seehoff ..... D7/401.2
- 2002/0092181 A1\* 7/2002 Choi ..... A47G 21/02  
30/324
- 2004/0237311 A1\* 12/2004 Brown ..... A47G 21/181  
30/141

\* cited by examiner

*Primary Examiner* — Ricky Pham

(57) **CLAIM**

I claim the ornamental design for a portable cutlery set, as shown and described.

**DESCRIPTION**

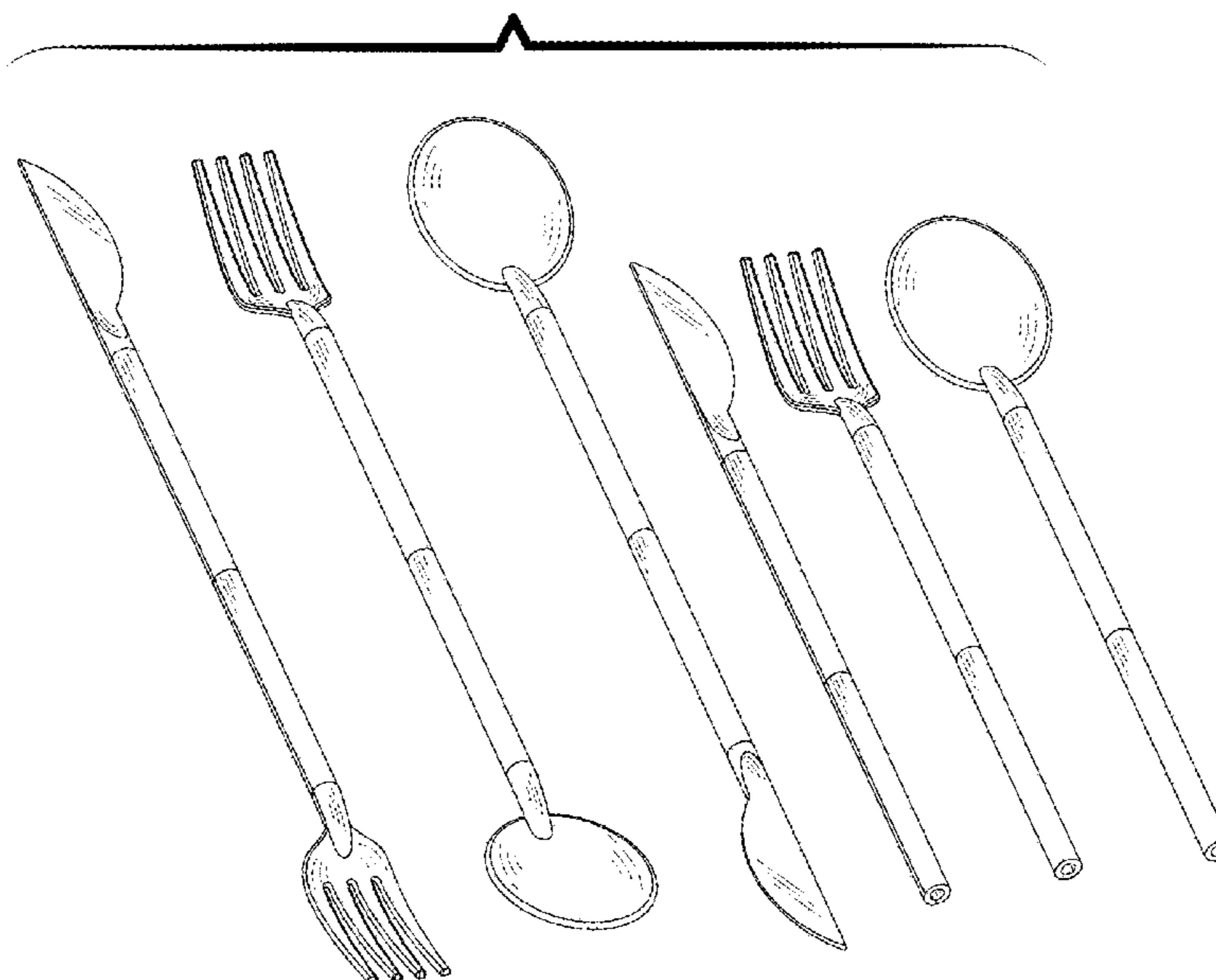
FIG. 1 is a perspective view of a portable cutlery set showing my new design;  
 FIG. 2 is a front elevational view thereof;  
 FIG. 3 is a rear elevational view thereof;  
 FIG. 4 is a left side elevational view thereof;  
 FIG. 5 is a right side elevational view thereof;  
 FIG. 6 is a top plan view thereof; and,  
 FIG. 7 is a bottom plan view thereof.

**1 Claim, 7 Drawing Sheets**

(56) **References Cited**

**U.S. PATENT DOCUMENTS**

- 1,490,785 A \* 4/1924 Purnell ..... A47G 21/181  
30/141
- 1,666,106 A \* 4/1928 Norman ..... A47G 21/181  
30/141



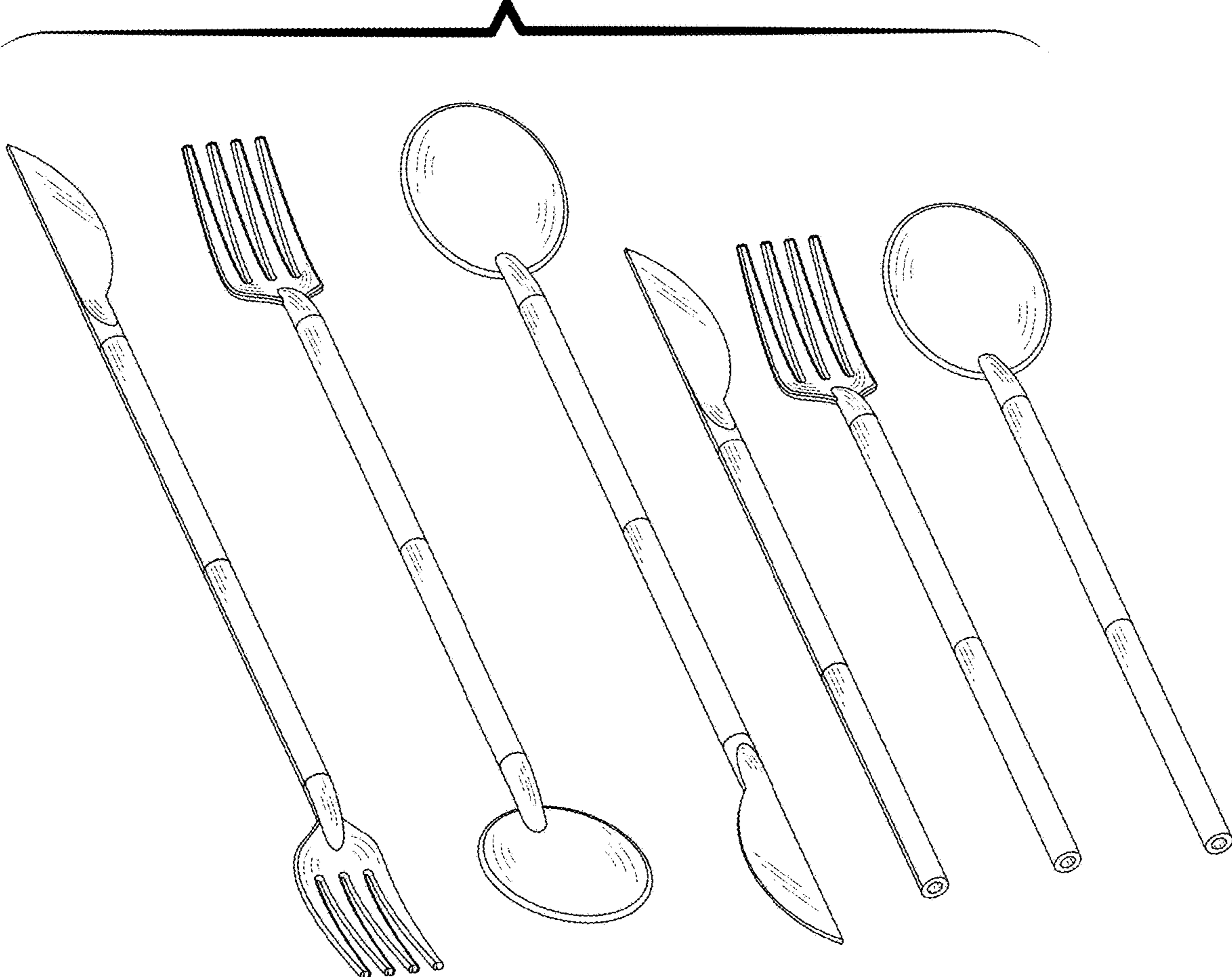


FIG. 1



FIG. 2



FIG. 3

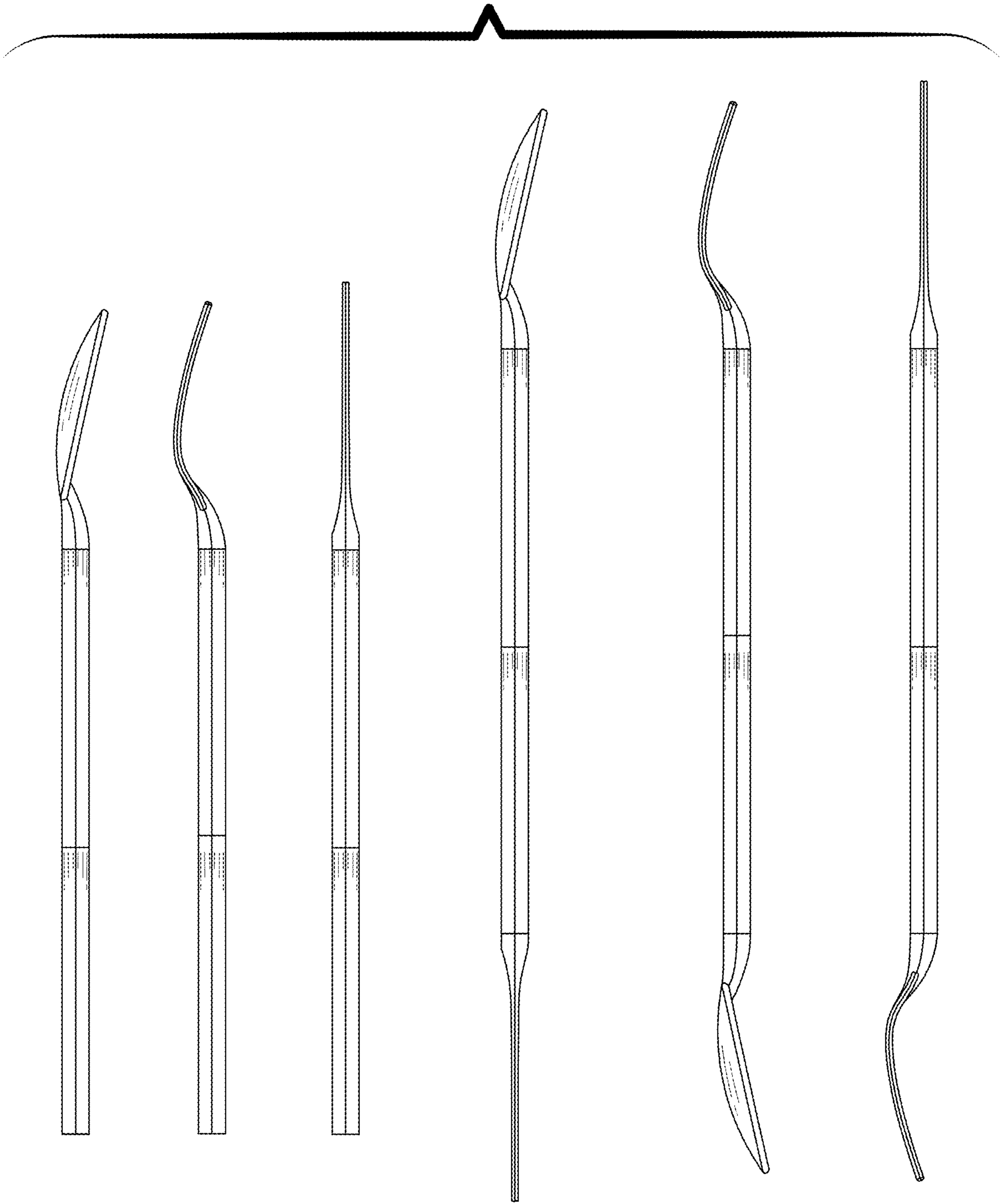


FIG. 4

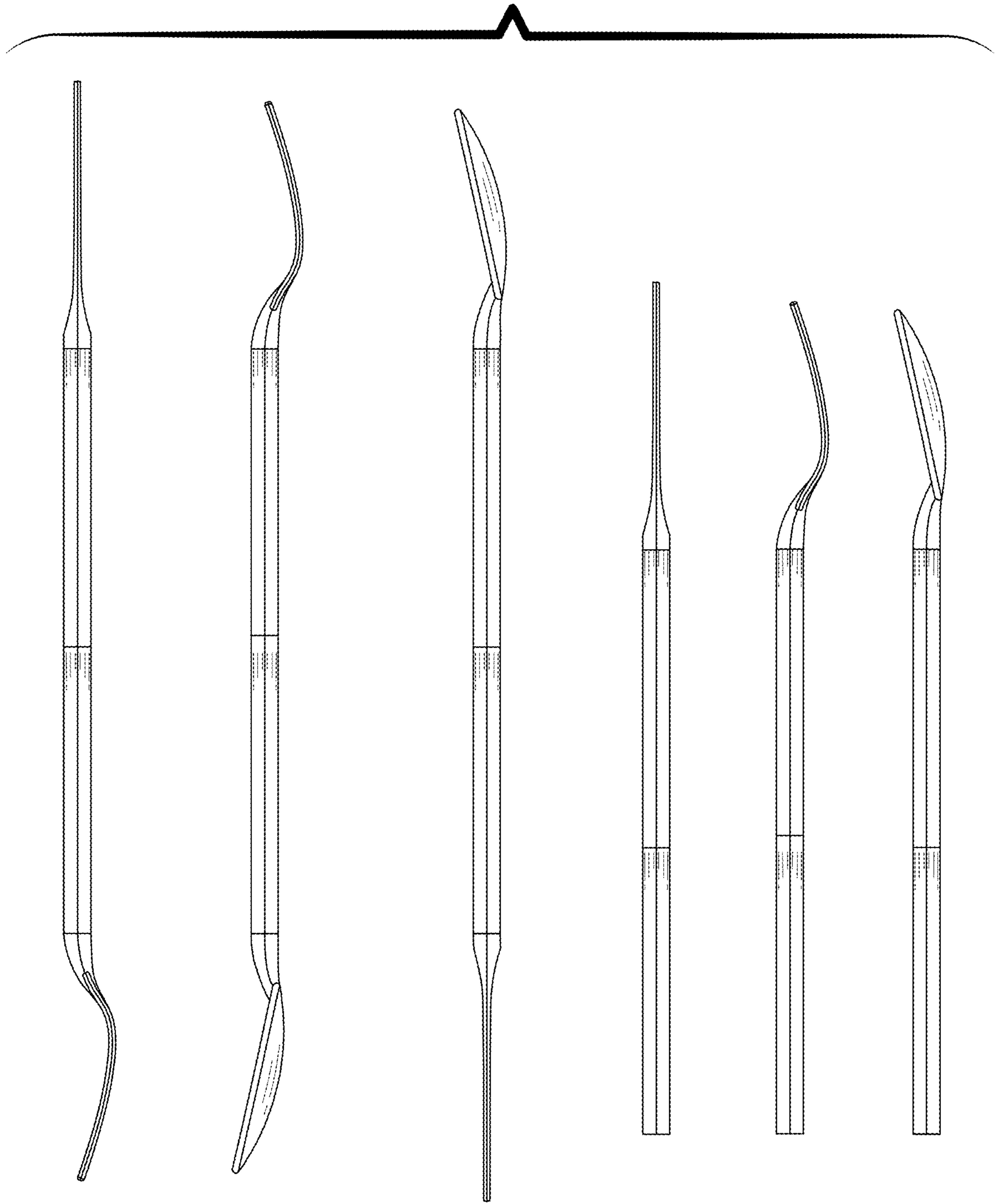


FIG. 5

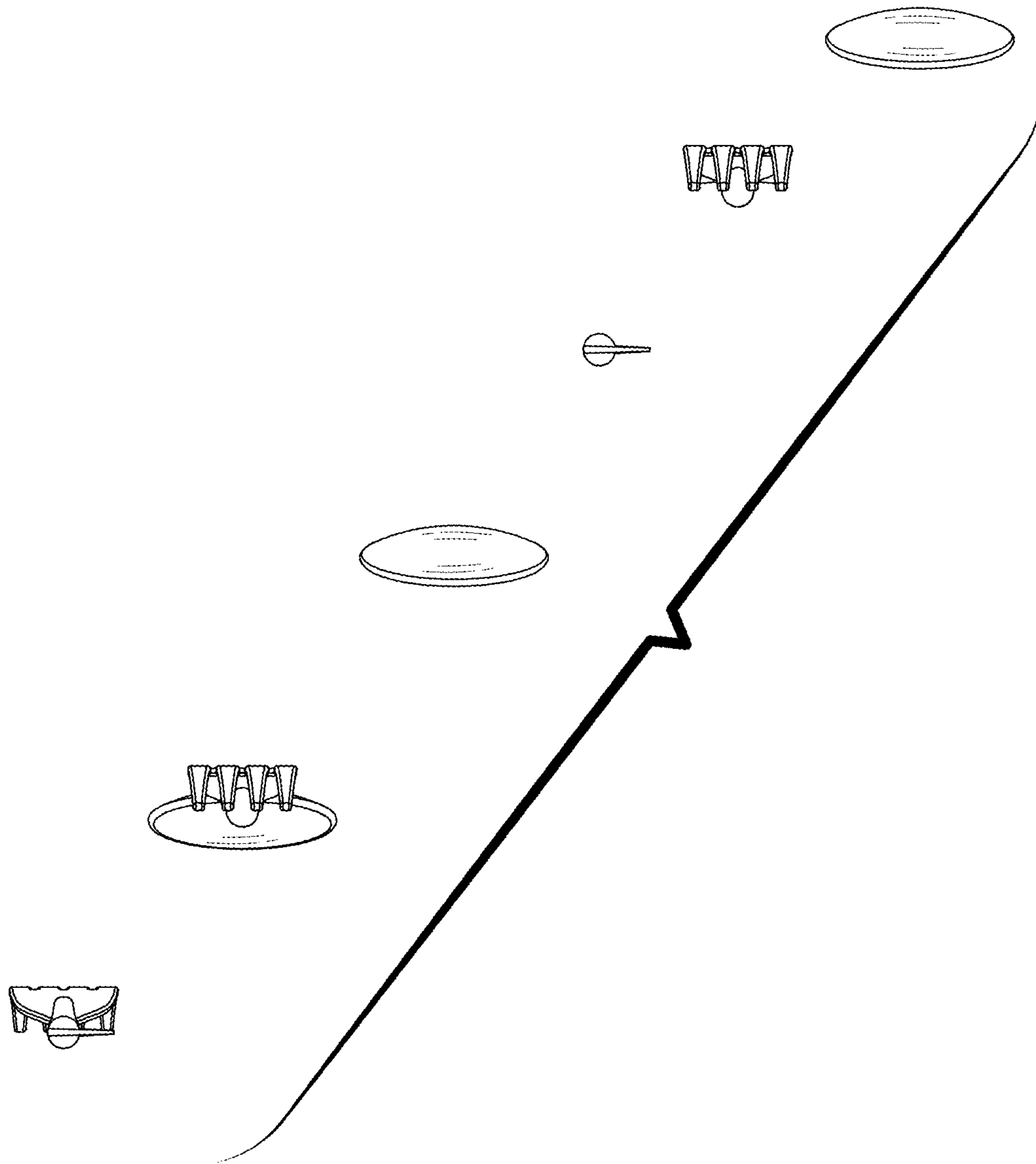


FIG. 6

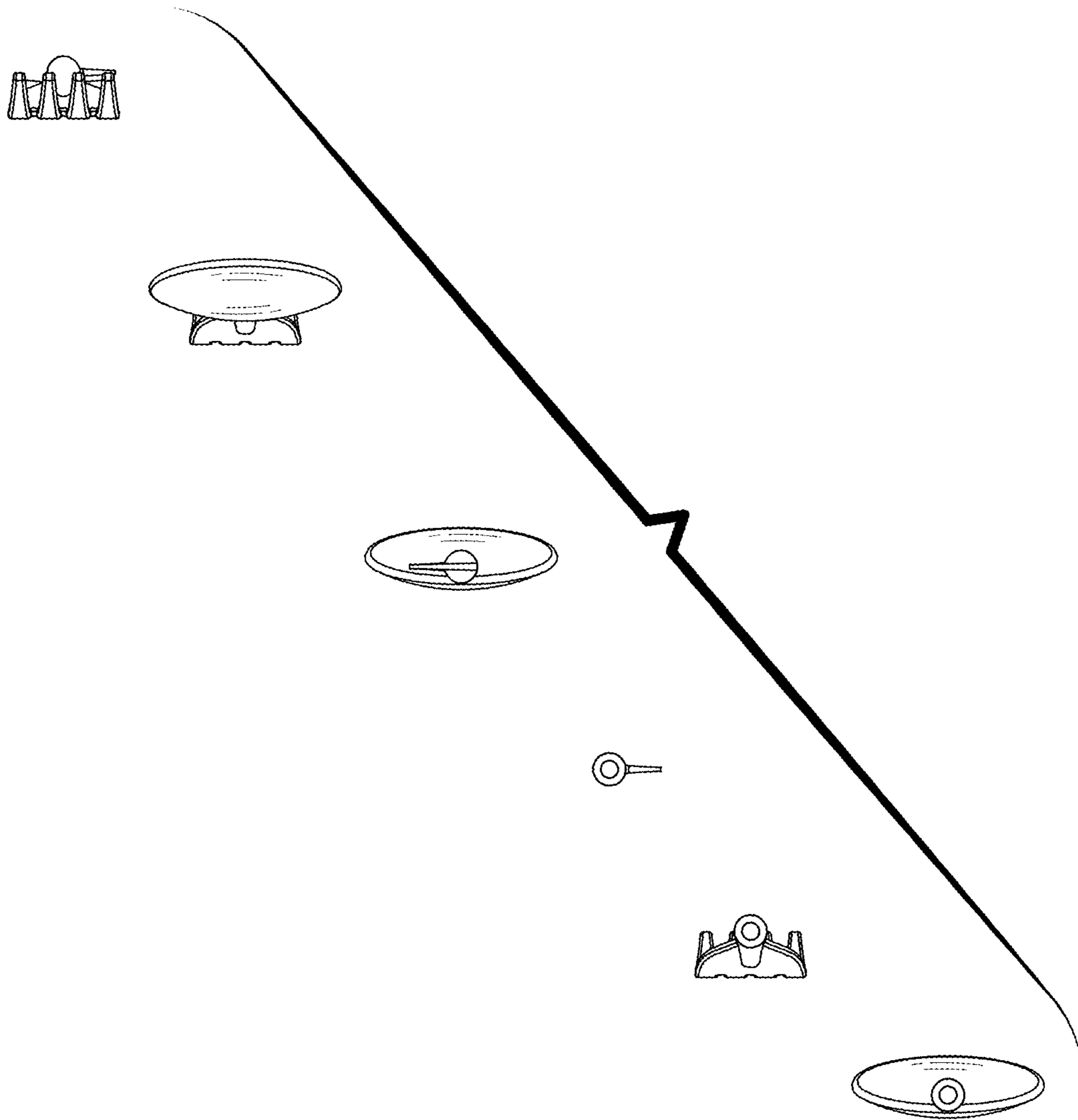


FIG. 7