



US00D911121S

(12) **United States Design Patent**
Bassett

(10) **Patent No.:** **US D911,121 S**

(45) **Date of Patent:** **** Feb. 23, 2021**

- (54) **DUTCH OVEN TOOL**
- (71) Applicant: **Alan Bassett**, Paris, KY (US)
- (72) Inventor: **Alan Bassett**, Paris, KY (US)
- (**) Term: **15 Years**
- (21) Appl. No.: **29/672,242**
- (22) Filed: **Dec. 4, 2018**

- 6,959,951 B2 * 11/2005 Amodeo A47J 37/0786
294/10
- 7,108,304 B2 * 9/2006 White A47J 37/0786
294/10
- 8,029,034 B2 * 10/2011 Russi B66F 15/00
294/15
- 8,562,044 B2 * 10/2013 Mowry A47J 45/10
294/12
- 8,899,145 B2 * 12/2014 Harrison A47J 37/067
294/10

(51) **LOC (13) Cl.** **07-06**

(52) **U.S. Cl.**
USPC **D7/637**

(58) **Field of Classification Search**
USPC D3/306; D6/566-574; D7/631,
D7/637-641; 211/41.4, 70.7, 85.31,
211/90.03, 106, 126.8, 126.9, 133.2,
211/133.5; 220/485-488, 491; 248/37.3,
248/37.6, 153, 175
CPC . A47B 88/00; A47B 88/20; A47F 7/00; A47F
7/14; A47G 21/00; A47G 21/16; B65D
1/34; B65D 1/36; B65D 21/046; B65D
21/048; G09F 1/14
See application file for complete search history.

(56) **References Cited**

U.S. PATENT DOCUMENTS

- 1,178,425 A * 4/1916 Tant B25J 15/0616
294/2
- 4,222,599 A * 9/1980 Gale A47J 45/10
294/10
- 4,832,389 A * 5/1989 Orton A47J 45/10
294/12
- 5,314,220 A 5/1994 Clement
- 6,182,650 B1 * 2/2001 Tuttle F16M 11/247
126/30
- 6,422,623 B1 * 7/2002 Thomas B65G 7/12
294/24

OTHER PUBLICATIONS

Campmaid Kickstand & Lid Lifter, announced Sep. 2017, [online], site visited Mar. 12, 2020. Available from Internet, URL: <http://www.campmaid.com> (Year: 2017).*

* cited by examiner

Primary Examiner — Janice Patyk
(74) *Attorney, Agent, or Firm* — Dana R. Howard;
Rebecca A. Krefft; Stoll Keenon Ogden PLLC

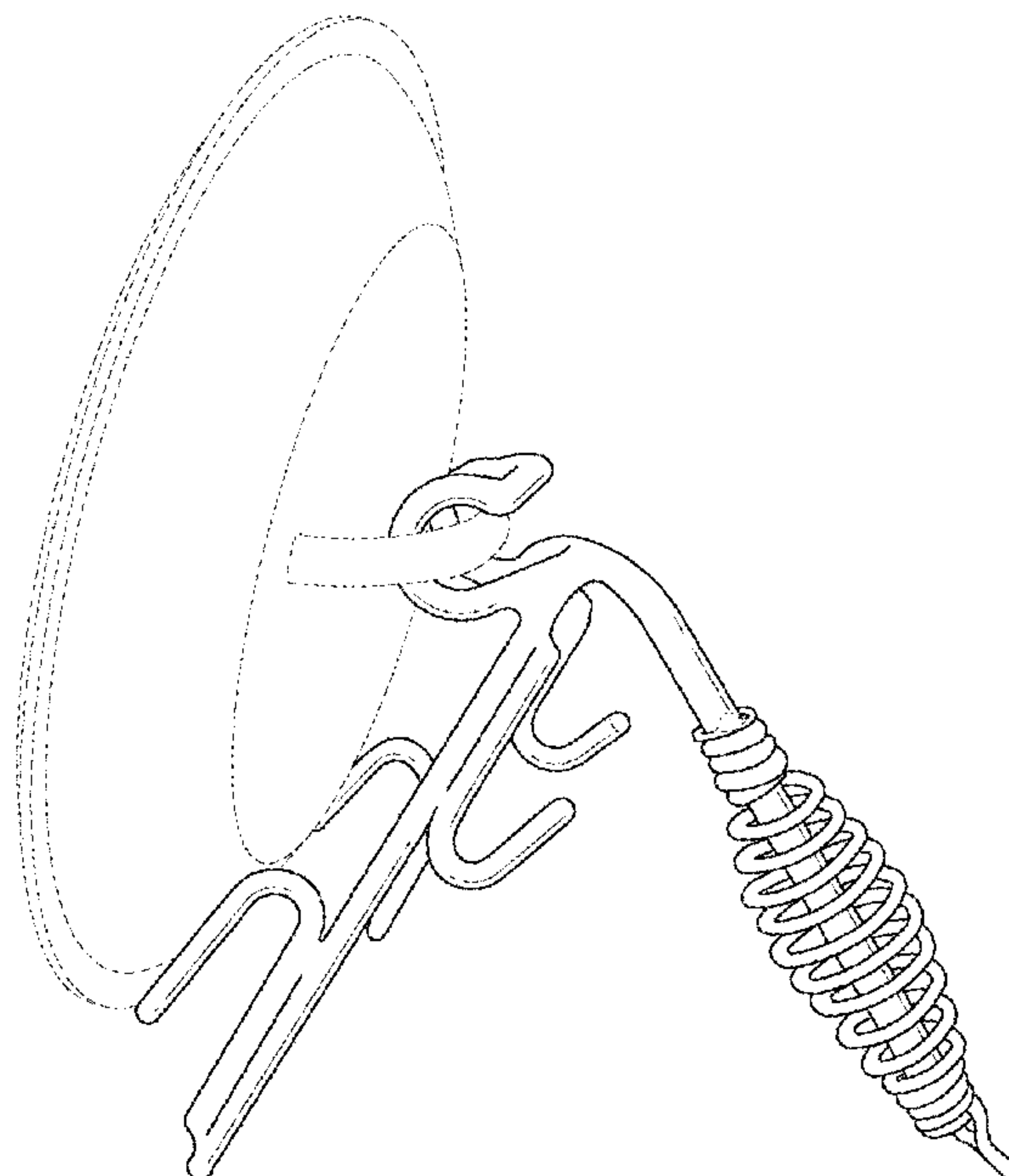
(57) **CLAIM**

The ornamental design for a dutch oven tool, as shown and described.

DESCRIPTION

FIG. 1 is a front perspective view of a dutch oven tool, showing my new design, shown in use;
FIG. 2 is a right side perspective view thereof, shown in use;
FIG. 3 is a front perspective view thereof;
FIG. 4 is a front elevation view thereof; and,
FIG. 5 is rear elevation view thereof.
The broken lines in the figures illustrate environmental subject matter that form no part of the claimed design.

1 Claim, 5 Drawing Sheets



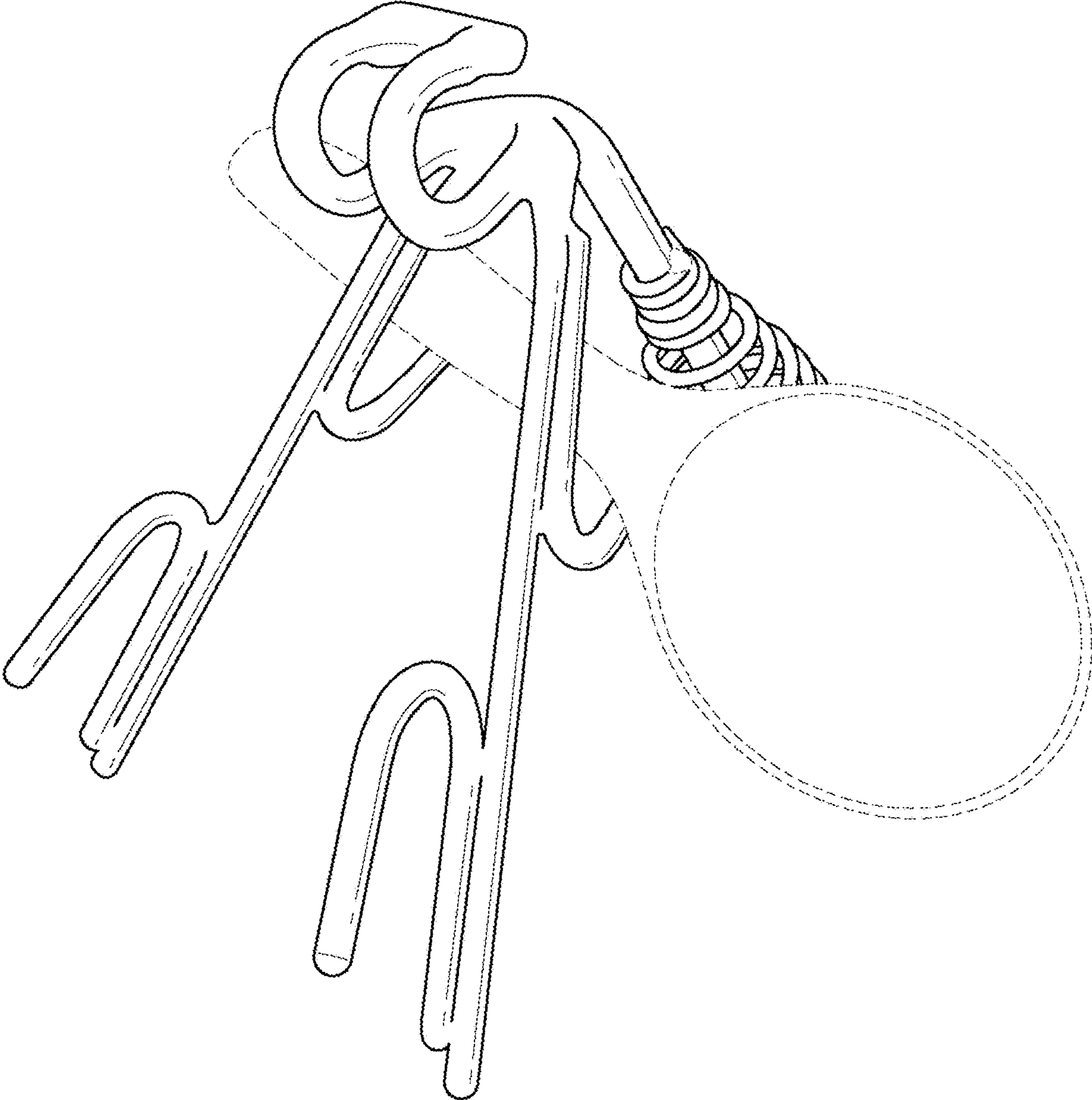


FIG. 1

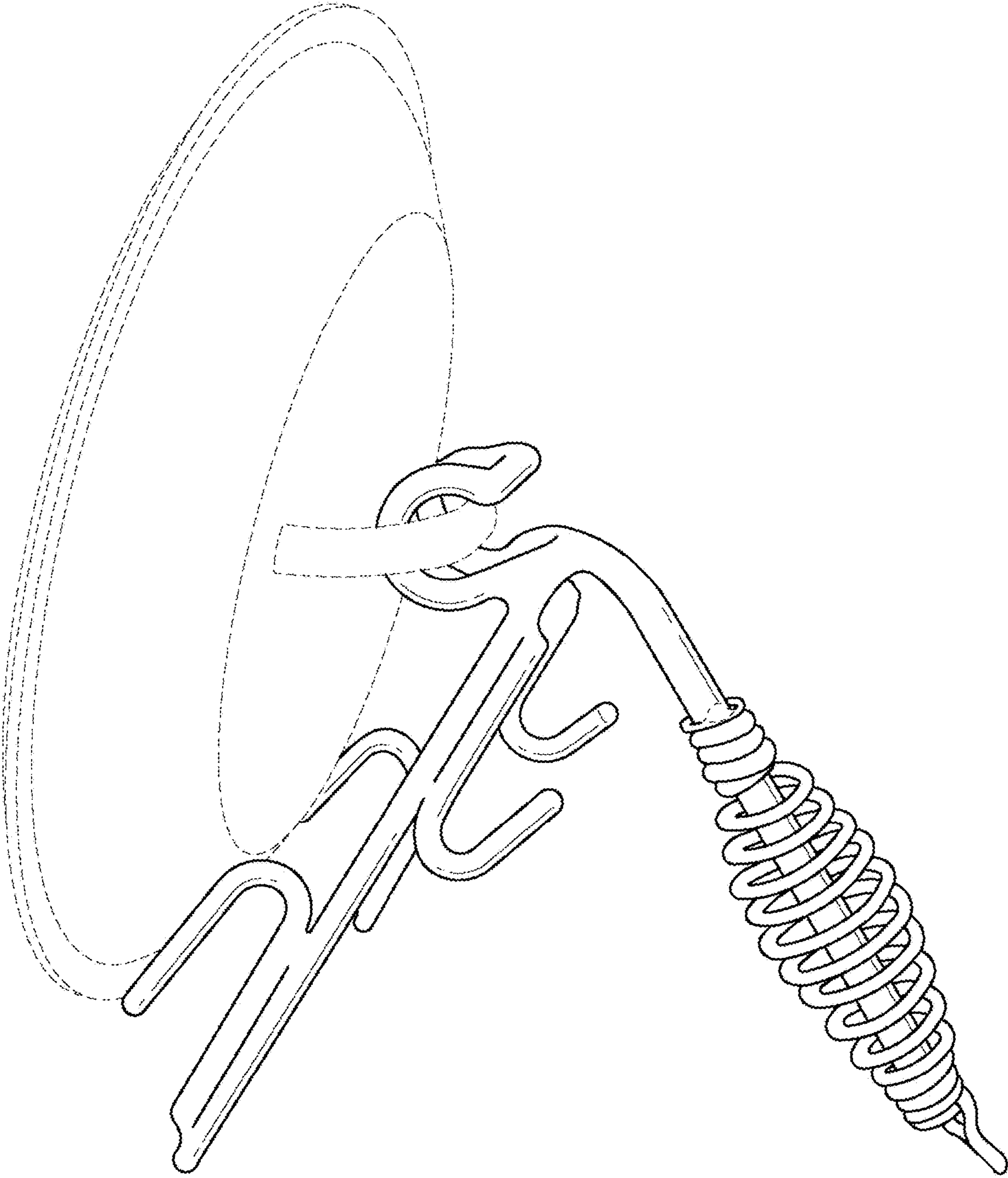


FIG. 2

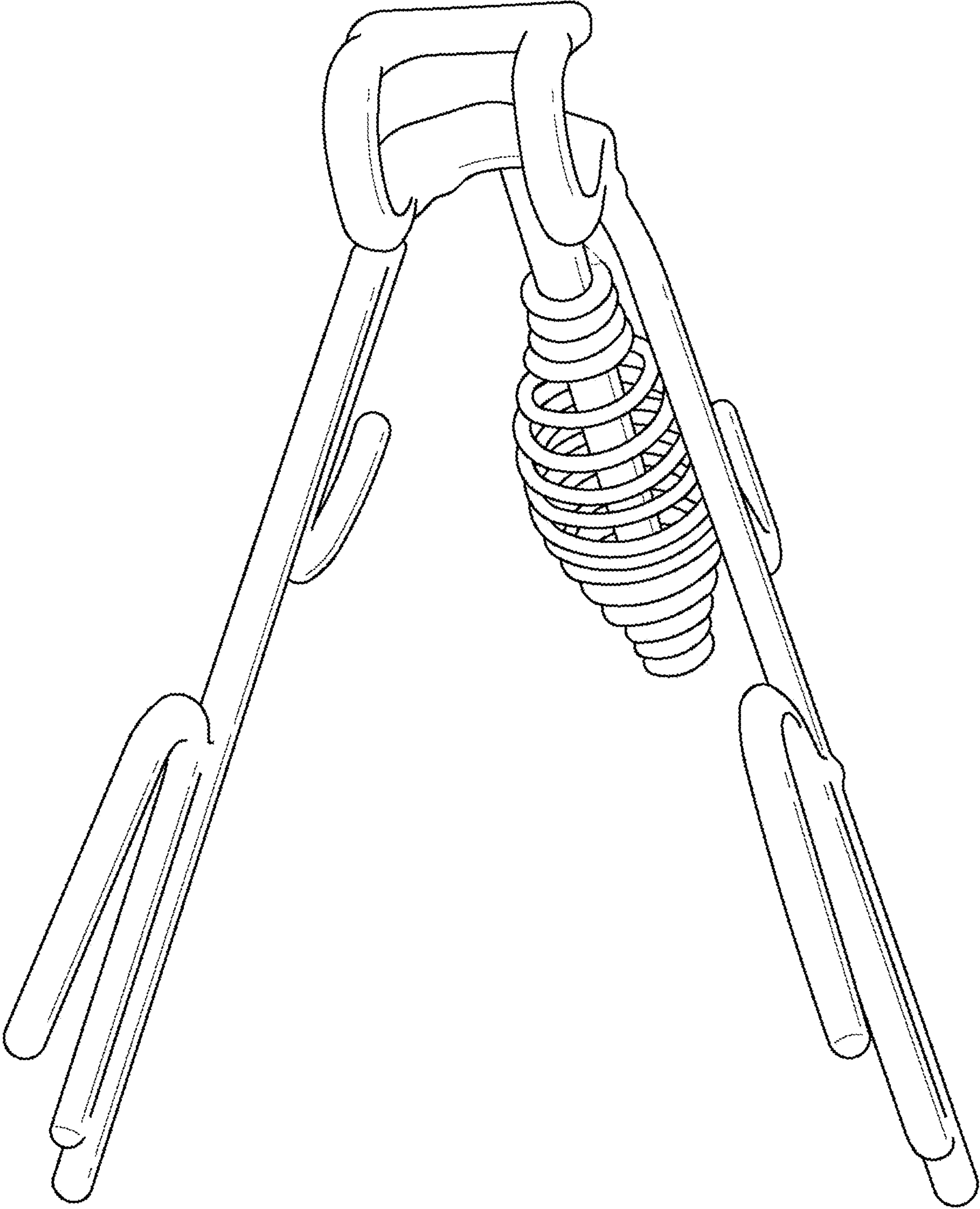


FIG. 3

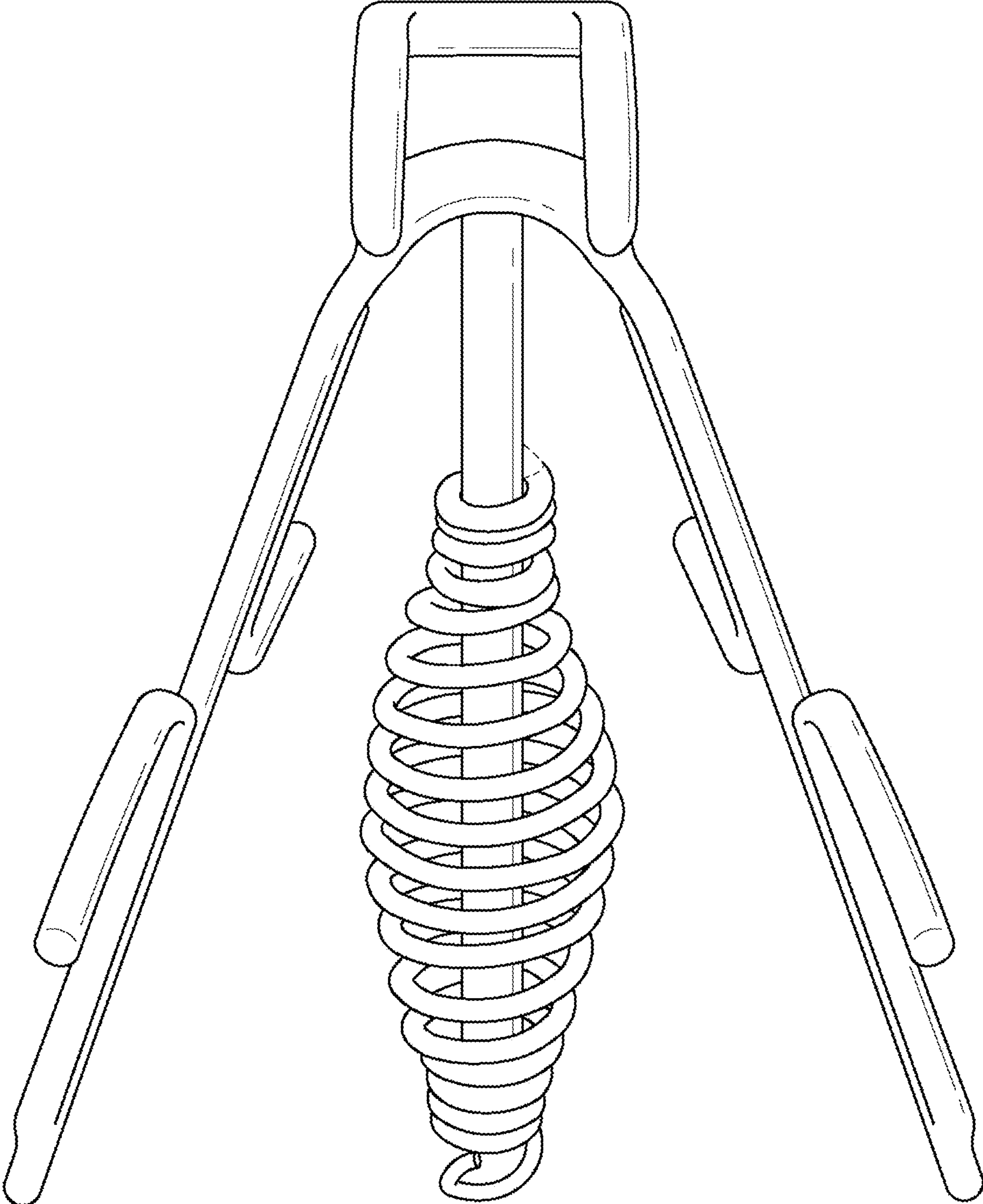


FIG. 4

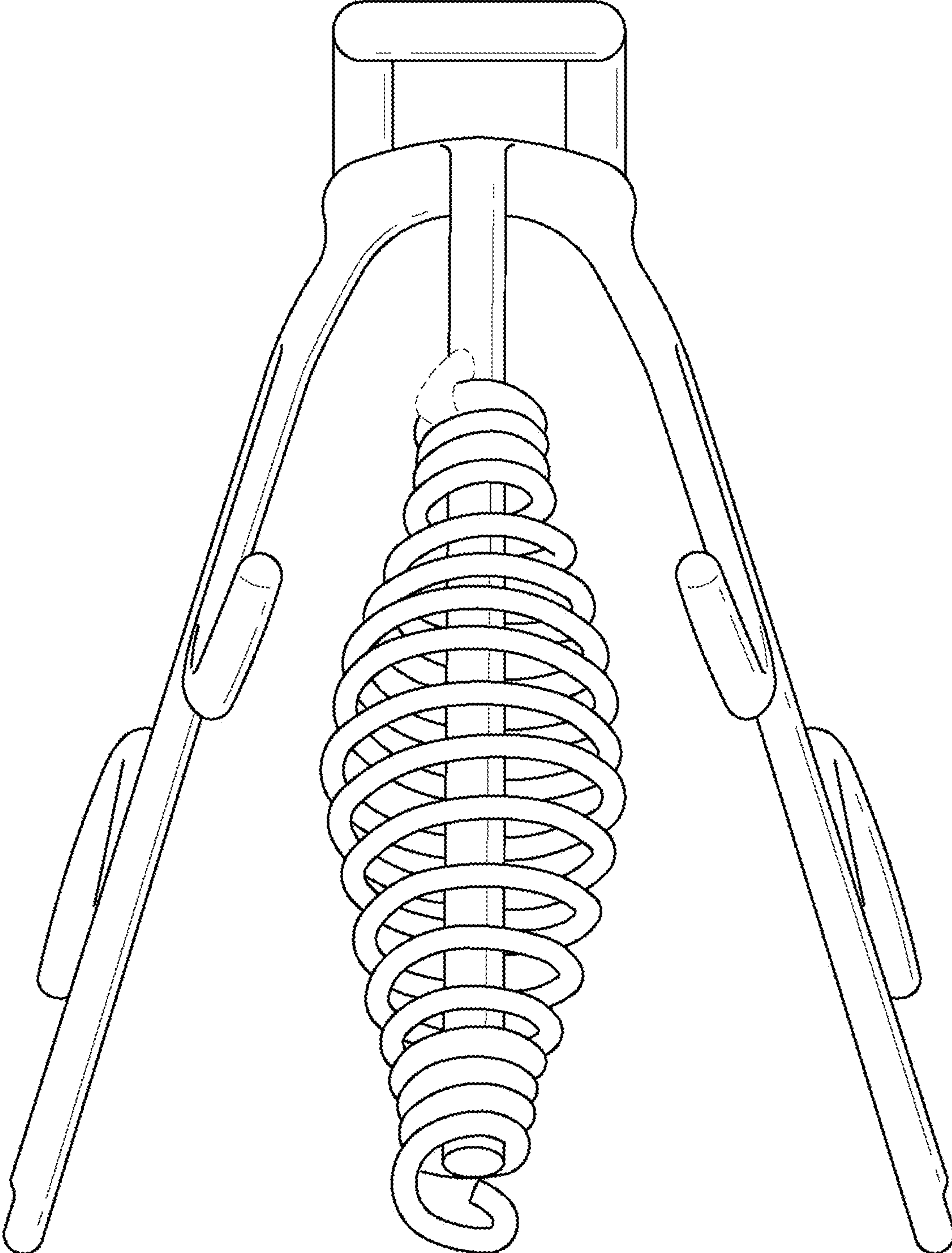


FIG. 5