



US00D911119S

(12) **United States Design Patent** (10) **Patent No.:** **US D911,119 S**
Zhong (45) **Date of Patent:** **** Feb. 23, 2021**

(54) **LUNCH BOX**

(71) Applicant: **Jing Zhong**, Guangdong (CN)

(72) Inventor: **Jing Zhong**, Guangdong (CN)

(**) Term: **15 Years**

(21) Appl. No.: **29/709,432**

(22) Filed: **Oct. 15, 2019**

(51) **LOC (13) Cl.** **09-07**

(52) **U.S. Cl.**
USPC **D7/629**

(58) **Field of Classification Search**
USPC D7/601, 602, 629, 555, 701, 703;
D9/414, 420, 424, 430, 432, 434, 435;
D3/203.1, 203.6; D19/102, 104, 106
CPC A45C 11/20; A45C 11/34; A45C 11/36;
B65D 81/34; B65D 85/30; B65D 25/04
See application file for complete search history.

(56) **References Cited**

U.S. PATENT DOCUMENTS

7,090,089 B2 * 8/2006 Lown B65D 43/0218
220/324
D529,622 S * 10/2006 Hadjis D24/229
7,997,412 B2 * 8/2011 Henry B65D 47/0895
206/542
D692,280 S * 10/2013 Aldridge D7/629
D742,737 S * 11/2015 Huang D9/425
D748,280 S * 1/2016 Lui D24/227
D801,127 S * 10/2017 Beckman D7/629
D802,414 S * 11/2017 Delle Cese D9/419

10,173,826 B2 * 1/2019 Sexton B65D 45/18
D852,039 S * 6/2019 Troudt D9/425
D864,568 S * 10/2019 Roberts D3/294
D878,876 S * 3/2020 Dalton D7/629
D880,956 S * 4/2020 Tan D7/629
D882,359 S * 4/2020 Xu D7/709
D883,754 S * 5/2020 Xu D7/629
D885,144 S * 5/2020 Huckestein D7/628
D899,200 S * 10/2020 Xu D7/629
2011/0114526 A1 * 5/2011 Neumann A45C 11/20
206/459.5
2014/0103033 A1 * 4/2014 Beckman B65D 43/0212
220/4.01

* cited by examiner

Primary Examiner — Susan E Krakower
Assistant Examiner — Andrew Kerr

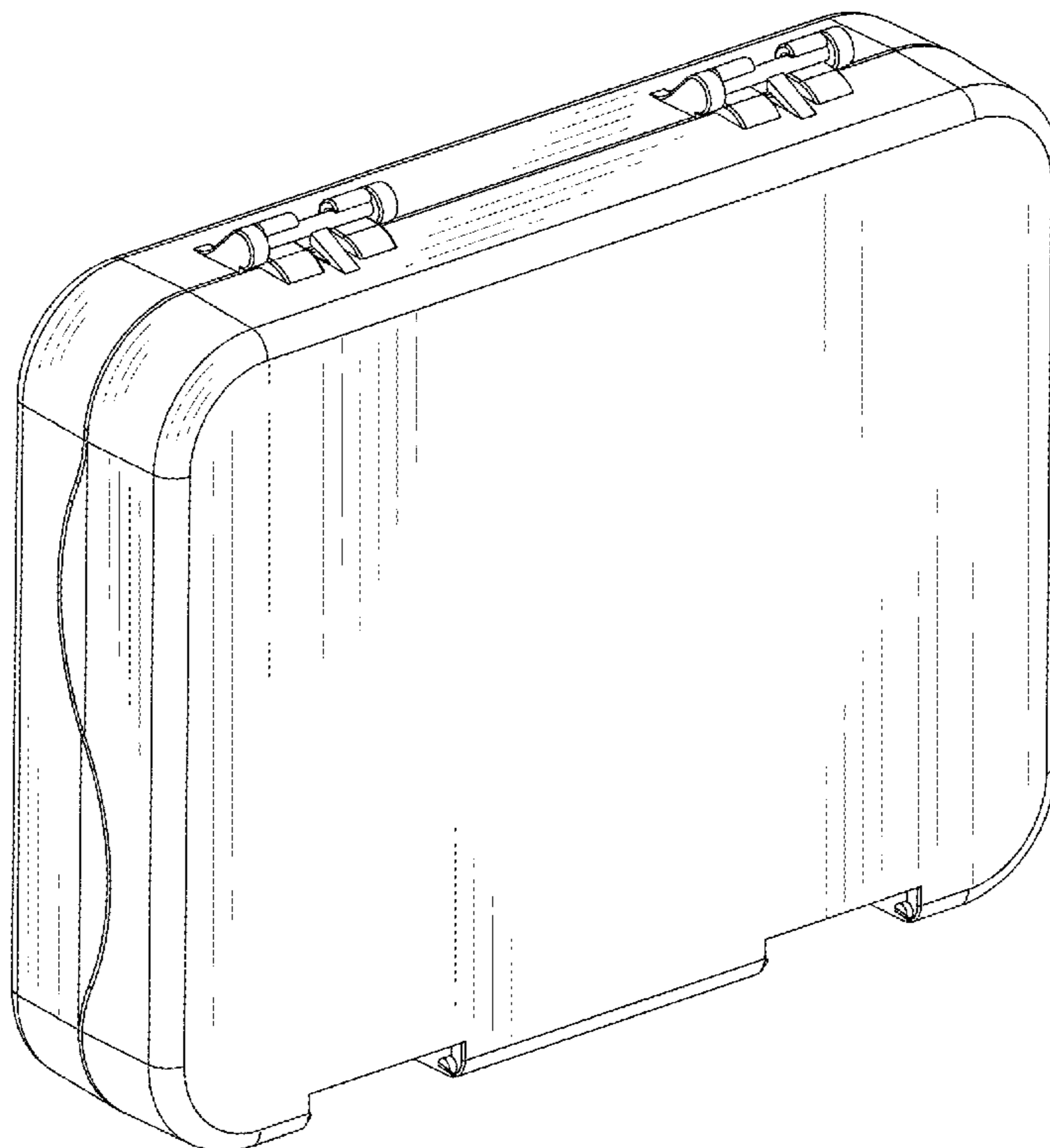
(57) **CLAIM**

The ornamental design for a lunch box, as shown and described.

DESCRIPTION

FIG. 1 is a front, left side and top perspective view of a lunch box showing my new design;
 FIG. 2 is a front elevation view thereof;
 FIG. 3 is a rear elevation view thereof;
 FIG. 4 is a left side elevation view thereof;
 FIG. 5 is a right side elevation view thereof;
 FIG. 6 is a top plan view thereof;
 FIG. 7 is a bottom plan view thereof;
 FIG. 8 is a rear, right side and bottom perspective view thereof; and,
 FIG. 9 is a perspective view thereof in an open state.

1 Claim, 9 Drawing Sheets



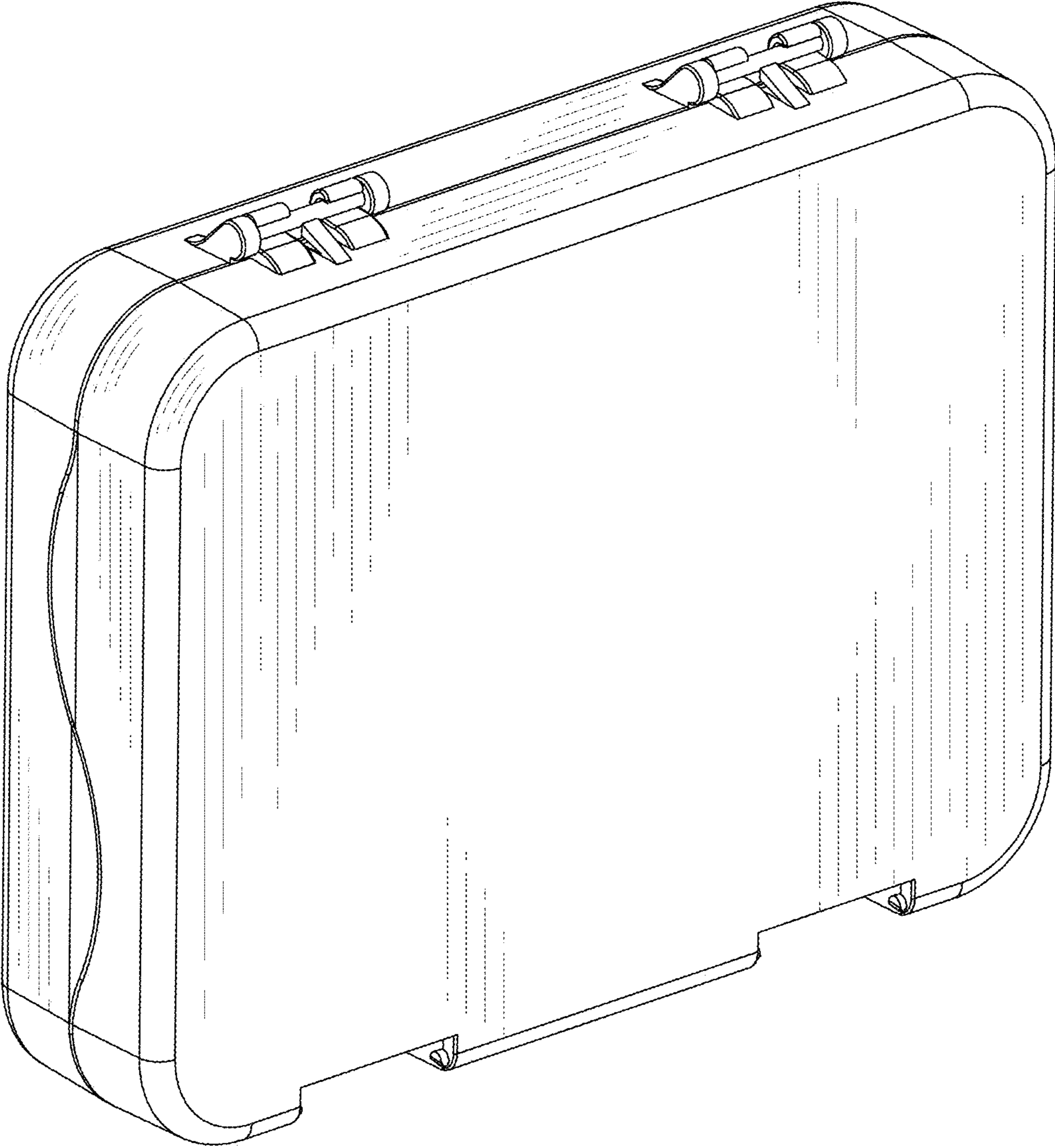


FIG. 1

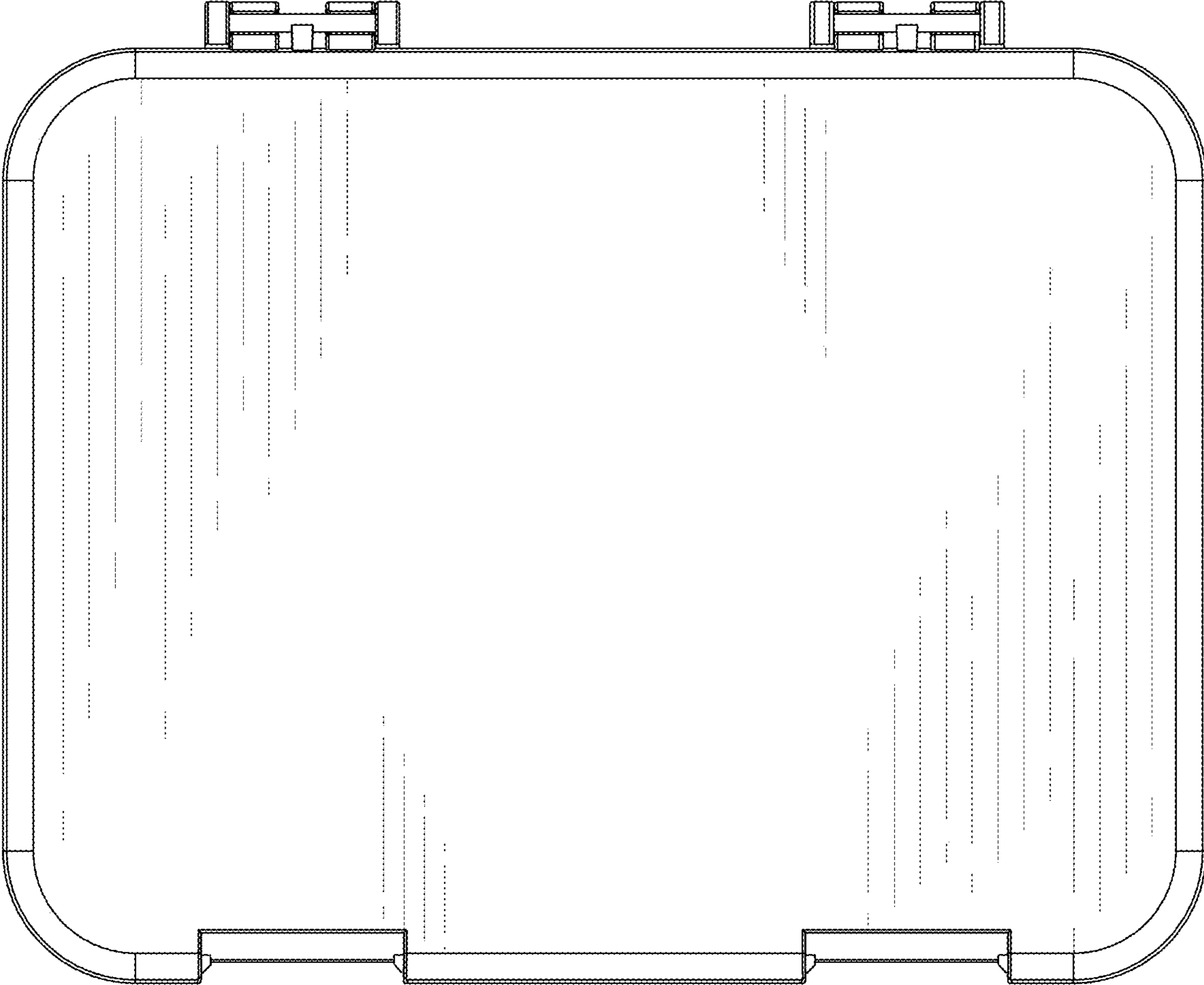


FIG. 2

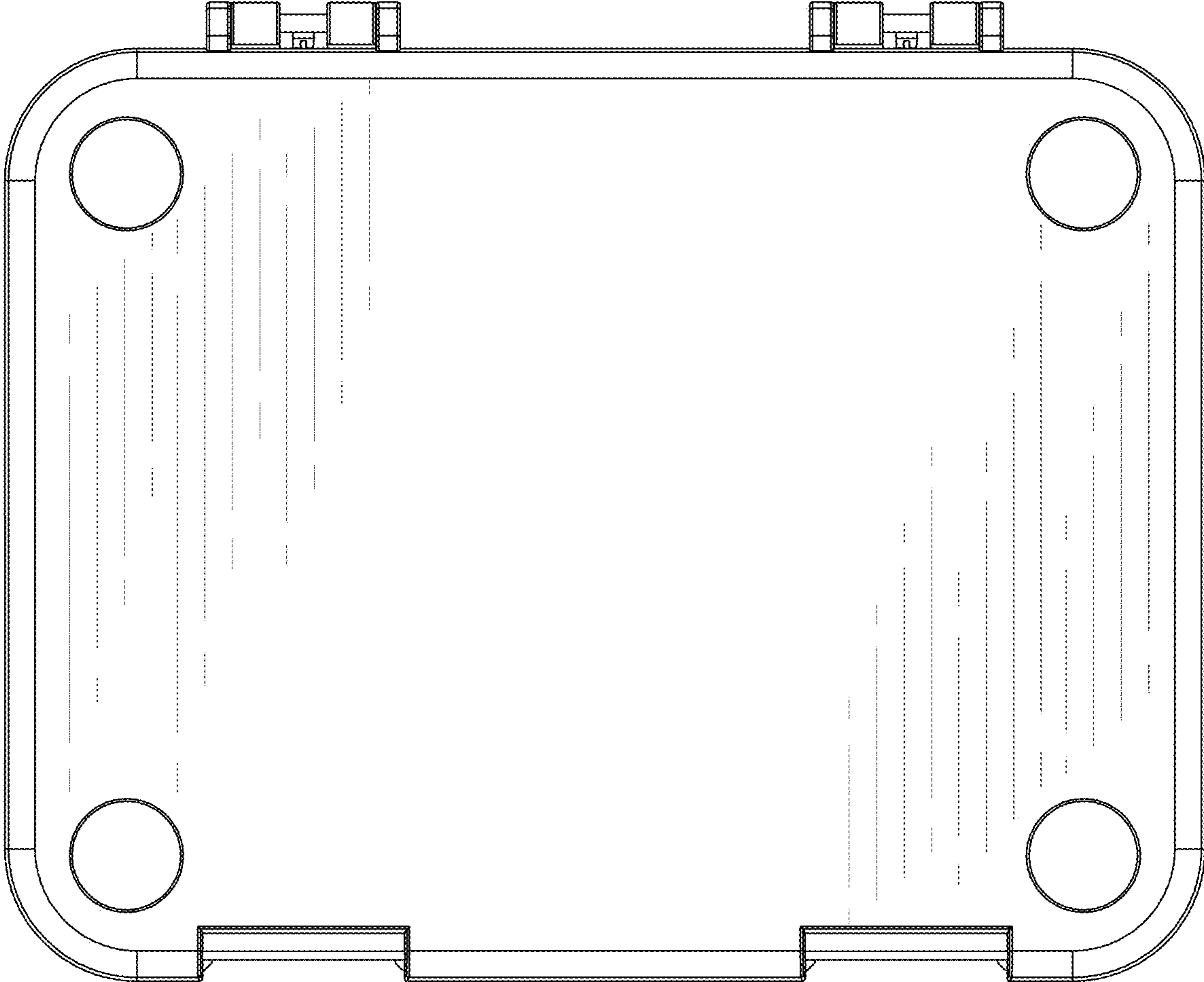


FIG. 3

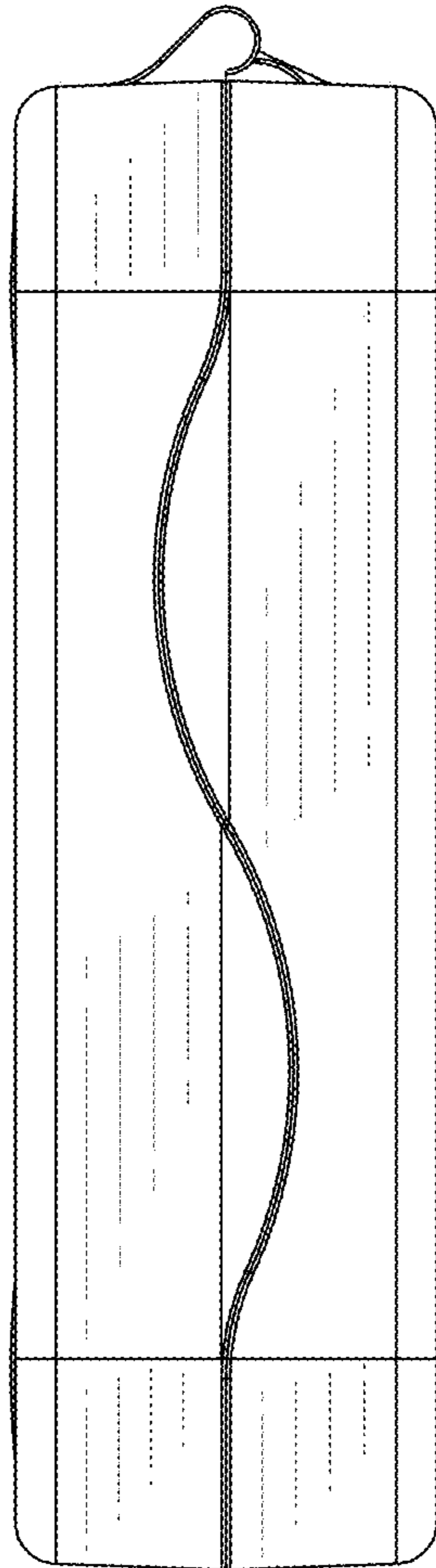


FIG. 4




FIG. 5




FIG. 6




FIG. 7

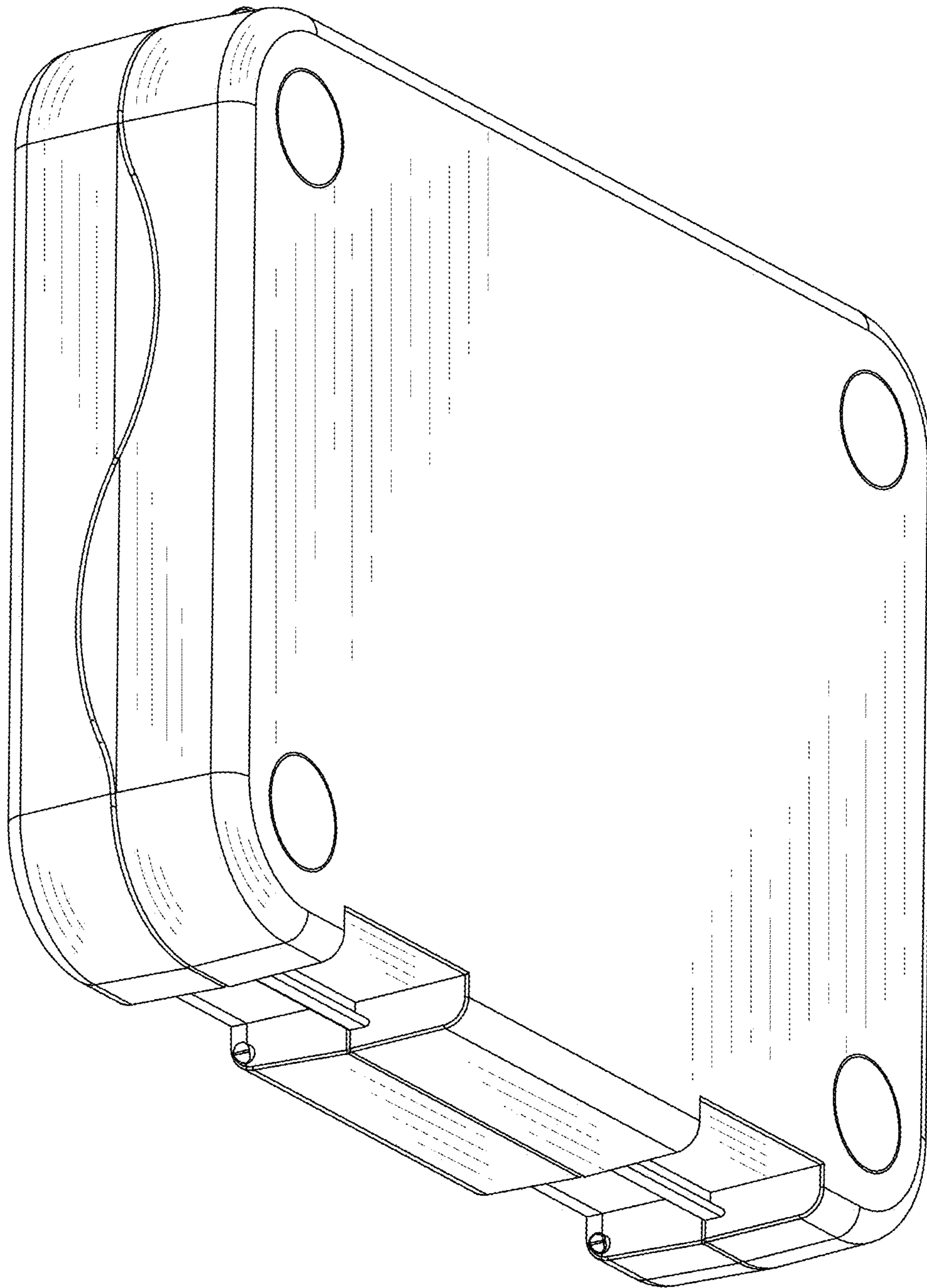


FIG. 8



FIG. 9