



US00D911092S

(12) **United States Design Patent**
Zhang

(10) **Patent No.:** **US D911,092 S**

(45) **Date of Patent:** **** Feb. 23, 2021**

(54) **OUTDOOR STOVE**

(71) Applicant: **Jianming Zhang**, Guangdong (CN)

(72) Inventor: **Jianming Zhang**, Guangdong (CN)

(**) Term: **15 Years**

(21) Appl. No.: **29/677,999**

(22) Filed: **Jan. 25, 2019**

(51) **LOC (13) Cl.** **07-02**

(52) **U.S. Cl.**

USPC **D7/337**

(58) **Field of Classification Search**

USPC D7/332-338, 402-409, 355, 356, 360,
D7/362, 364, 365, 366, 363, 352;
D23/343, 348, 332, 335, 314, 345, 415;
D3/294-296, 276, 905; 126/40

CPC A47J 37/07-0763; A47J 37/0781; A47J
37/0786; A47J 2037/0777; A47J 33/00;
A47J 2201/00; A47J 36/26; F24C 3/14;
F24C 1/16; F24C 5/20; F24B 1/181;
F24B 1/19; F24B 1/195; F24B 1/00;
F24B 1/202-207; F24B 3/00; F23B
20/00; F23D 14/28

See application file for complete search history.

(56) **References Cited**

U.S. PATENT DOCUMENTS

D416,750 S *	11/1999	Persson	D7/337
D422,178 S *	4/2000	Persson	D7/332
D446,991 S *	8/2001	Taniguchi	D7/337
D548,513 S *	8/2007	Huang	D7/332
D570,642 S *	6/2008	Svartstrom	D7/337
D610,390 S *	2/2010	Nishijima	D7/332
D612,191 S *	3/2010	Taber	D7/337
D627,591 S *	11/2010	Wade	D7/337
D680,799 S *	4/2013	Chung	D7/337
D683,999 S *	6/2013	Karlsson	D7/337
2007/0006868 A1 *	1/2007	Svedlund	F24C 3/14 126/39 N

2008/0115777 A1 *	5/2008	Hsu	A47J 37/0713 126/42
2009/0280447 A1 *	11/2009	Long	F24C 3/14 431/123
2014/0290639 A1 *	10/2014	Kim	F23D 14/28 126/38
2014/0290640 A1 *	10/2014	Kim	F24C 5/20 126/38
2015/0313409 A1 *	11/2015	Hagstrom	A47J 37/0713 126/25 R
2018/0023816 A1 *	1/2018	Kim	F24C 3/14 126/38

(Continued)

FOREIGN PATENT DOCUMENTS

CN	303910458	*	11/2016
CN	303956356	*	12/2016
CN	304972117	*	1/2019

OTHER PUBLICATIONS

Rachel Cavanaugh, The best camping stoves, Jun. 15, 2018, Digit Trends, <https://www.digitaltrends.com/outdoors/best-camping-stoves/> (Year: 2018).*

Primary Examiner — Brett Miller

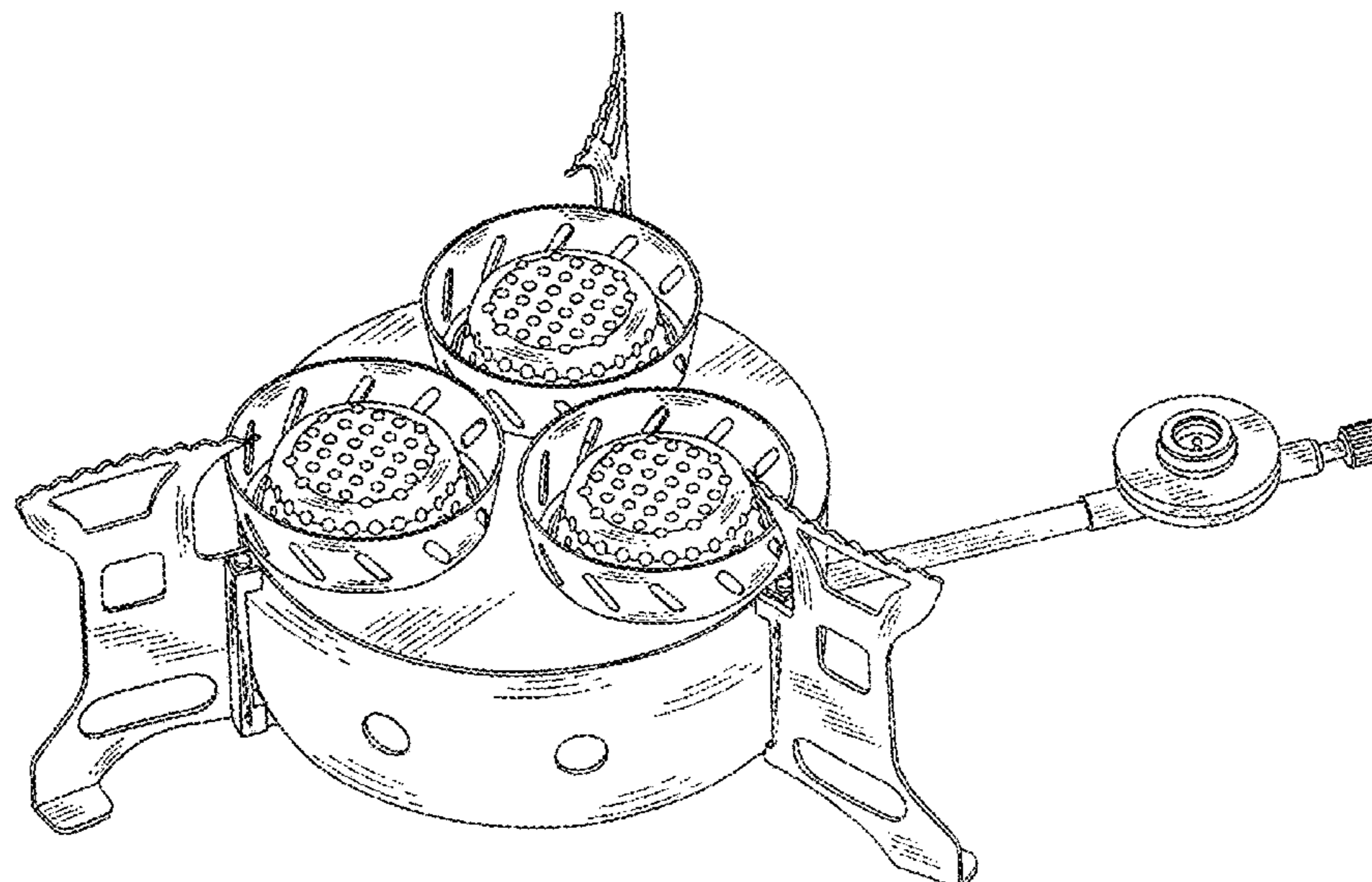
(57) **CLAIM**

The ornamental design for an outdoor stove, as shown and described.

DESCRIPTION

FIG. 1 is a perspective view of an outdoor stove showing my new design;
FIG. 2 is a front elevation view thereof;
FIG. 3 is a rear elevation view thereof;
FIG. 4 is a left side elevation view thereof;
FIG. 5 is a right side elevation view thereof;
FIG. 6 is a top plan view thereof; and,
FIG. 7 is a bottom plan view thereof.

1 Claim, 7 Drawing Sheets



(56)

References Cited

U.S. PATENT DOCUMENTS

2018/0066845 A1* 3/2018 Kim F23Q 3/008
2019/0293233 A1* 9/2019 DeVoe F24C 3/14

* cited by examiner

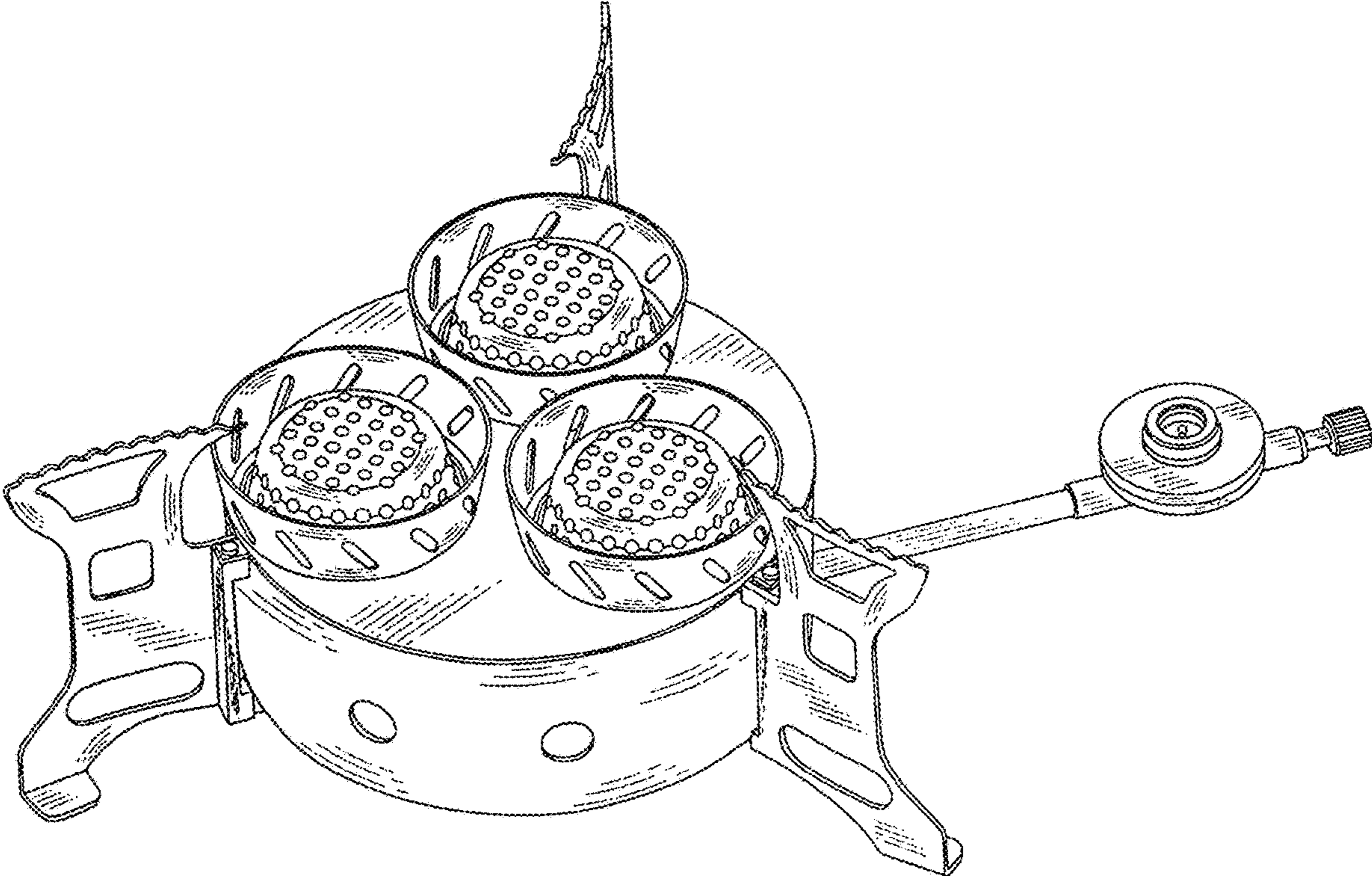


FIG.1

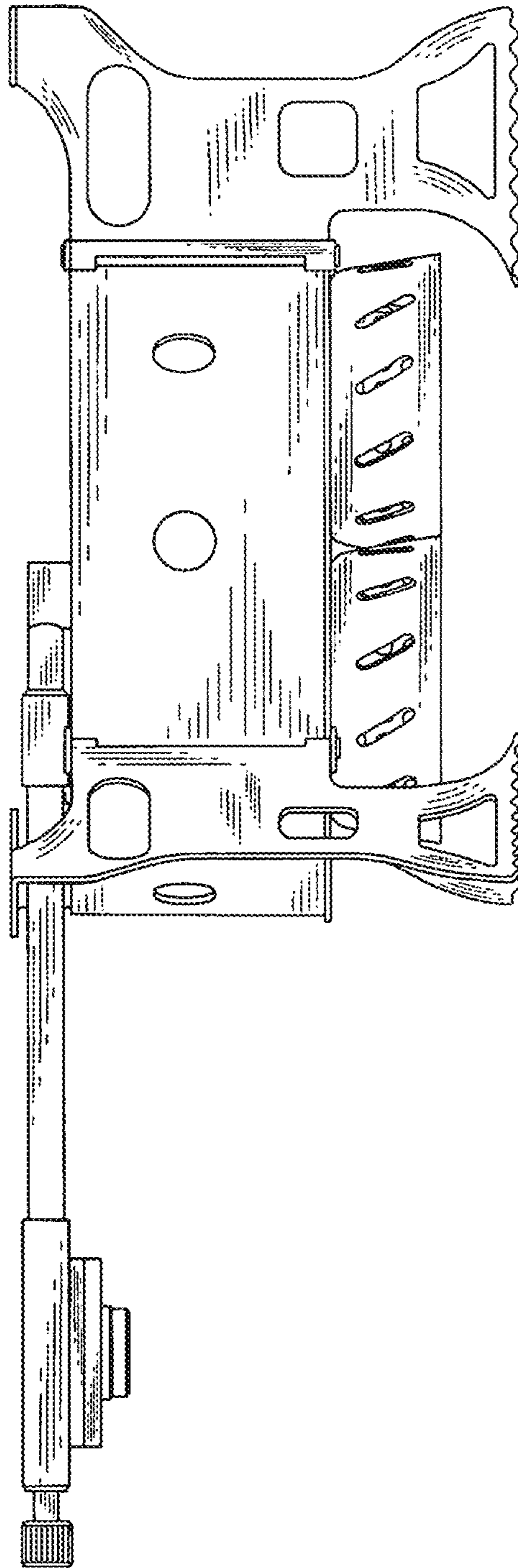


FIG.2

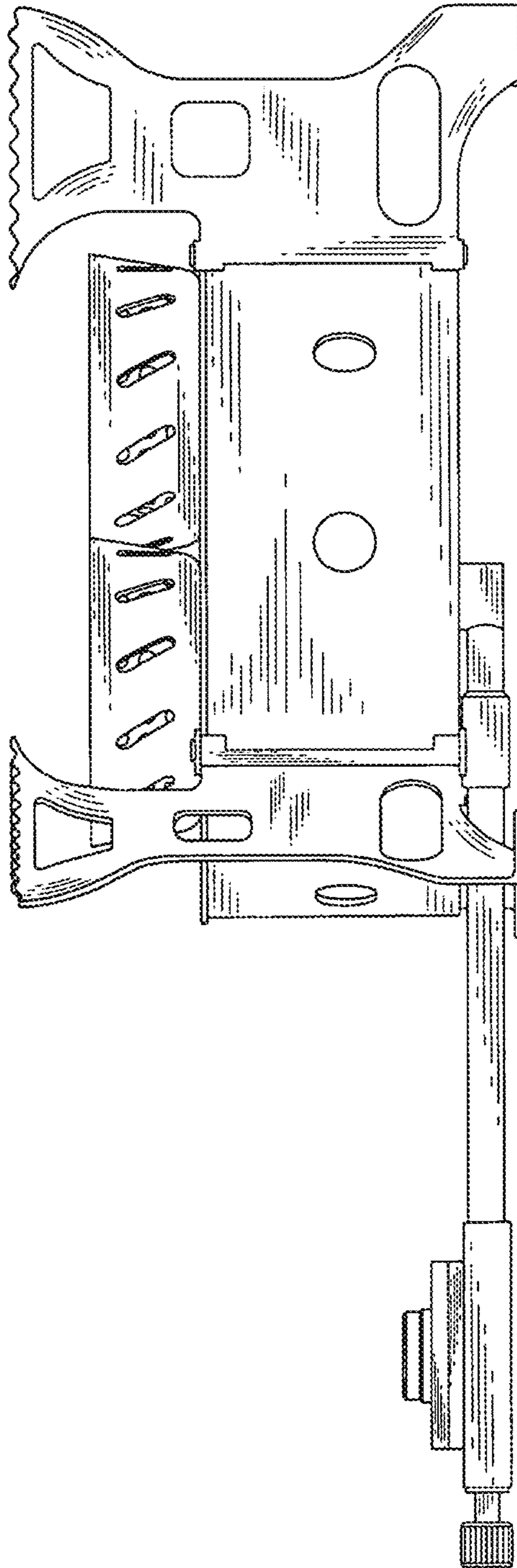


FIG.3

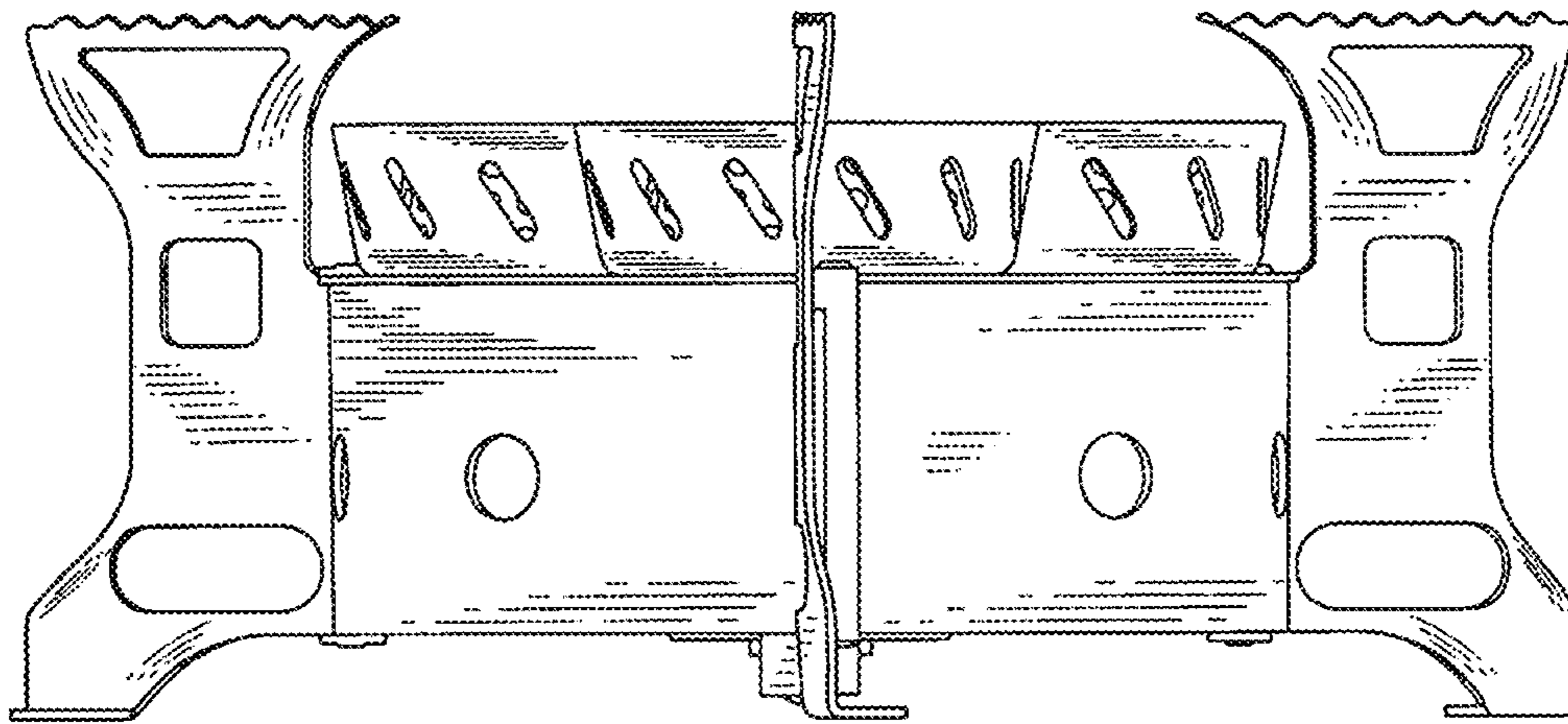


FIG.4

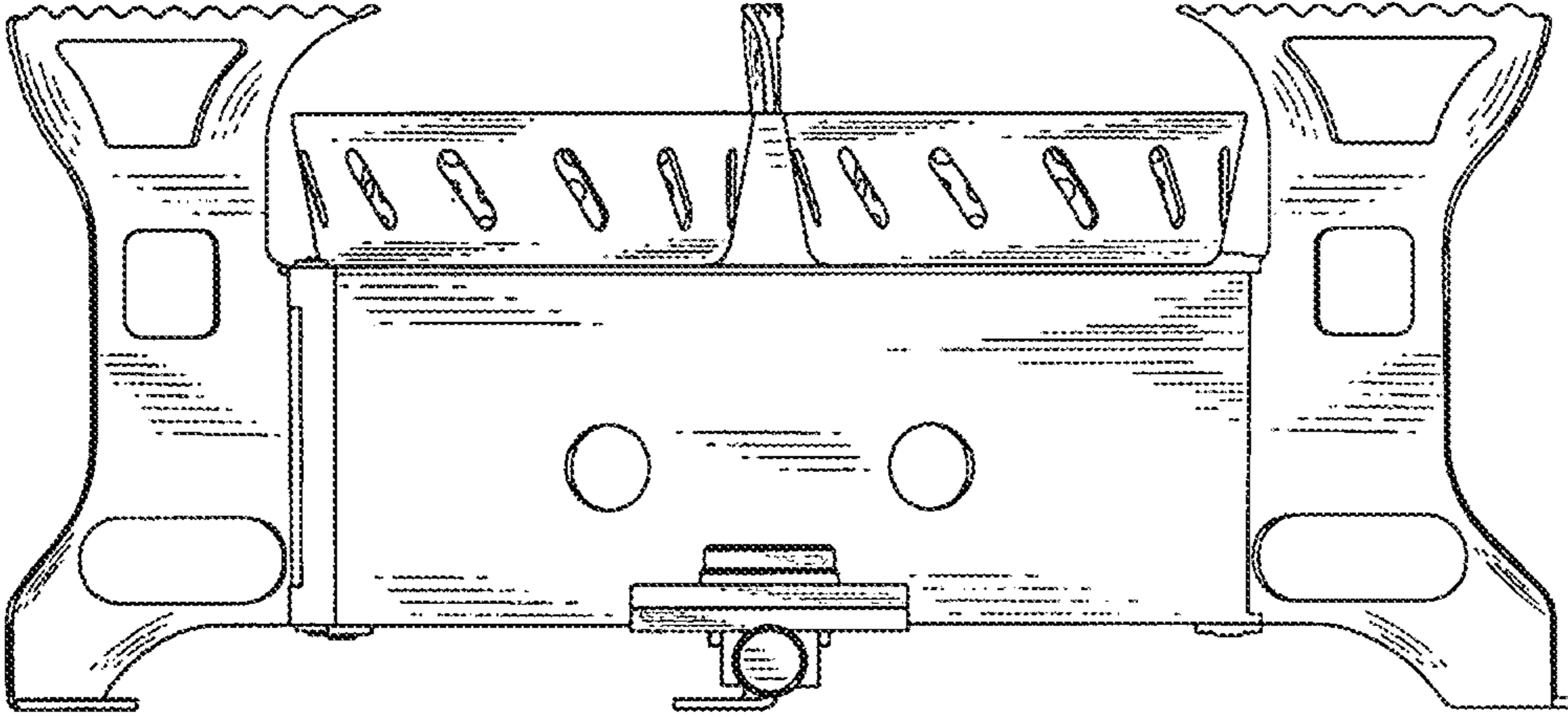


FIG.5

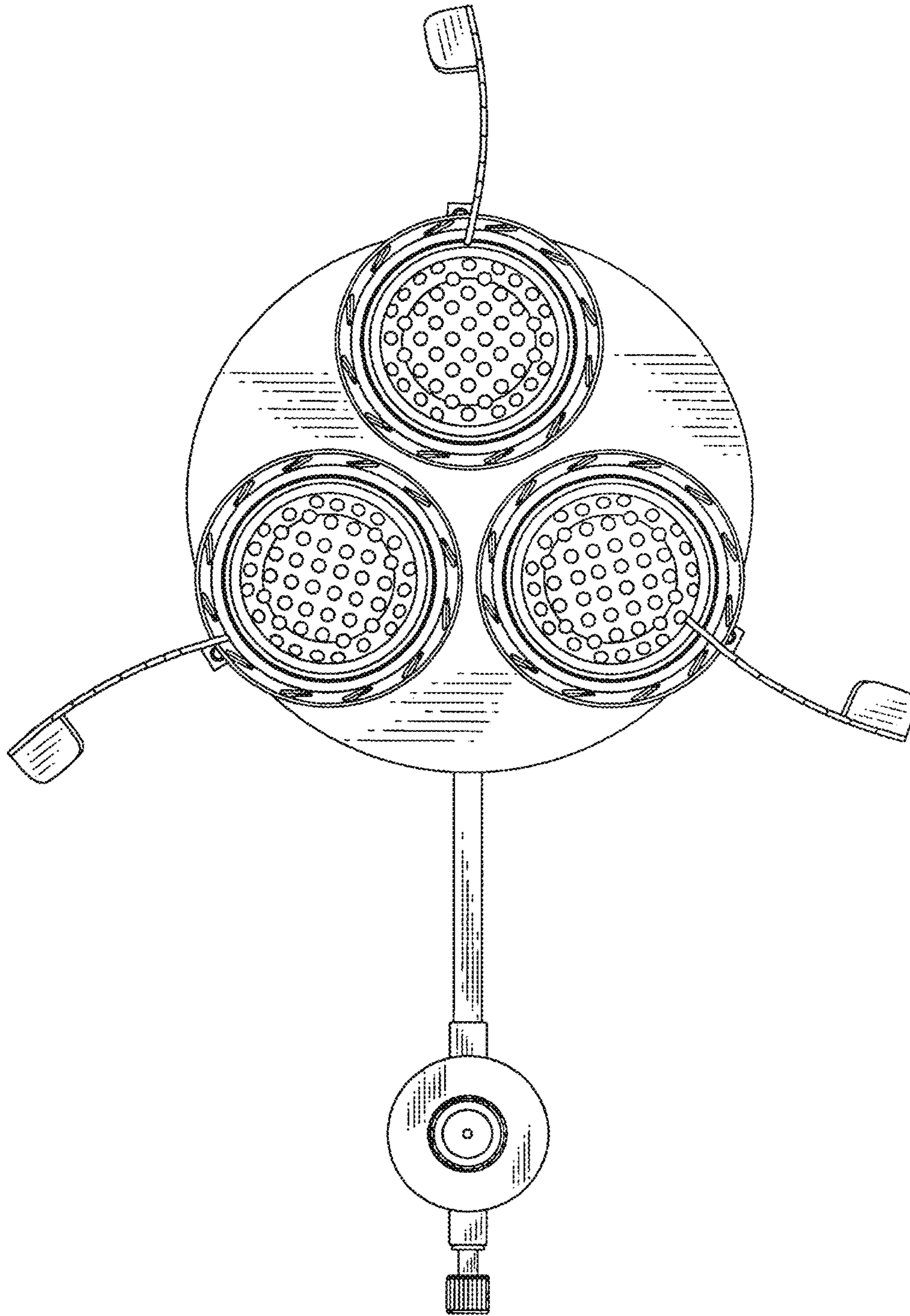


FIG.6

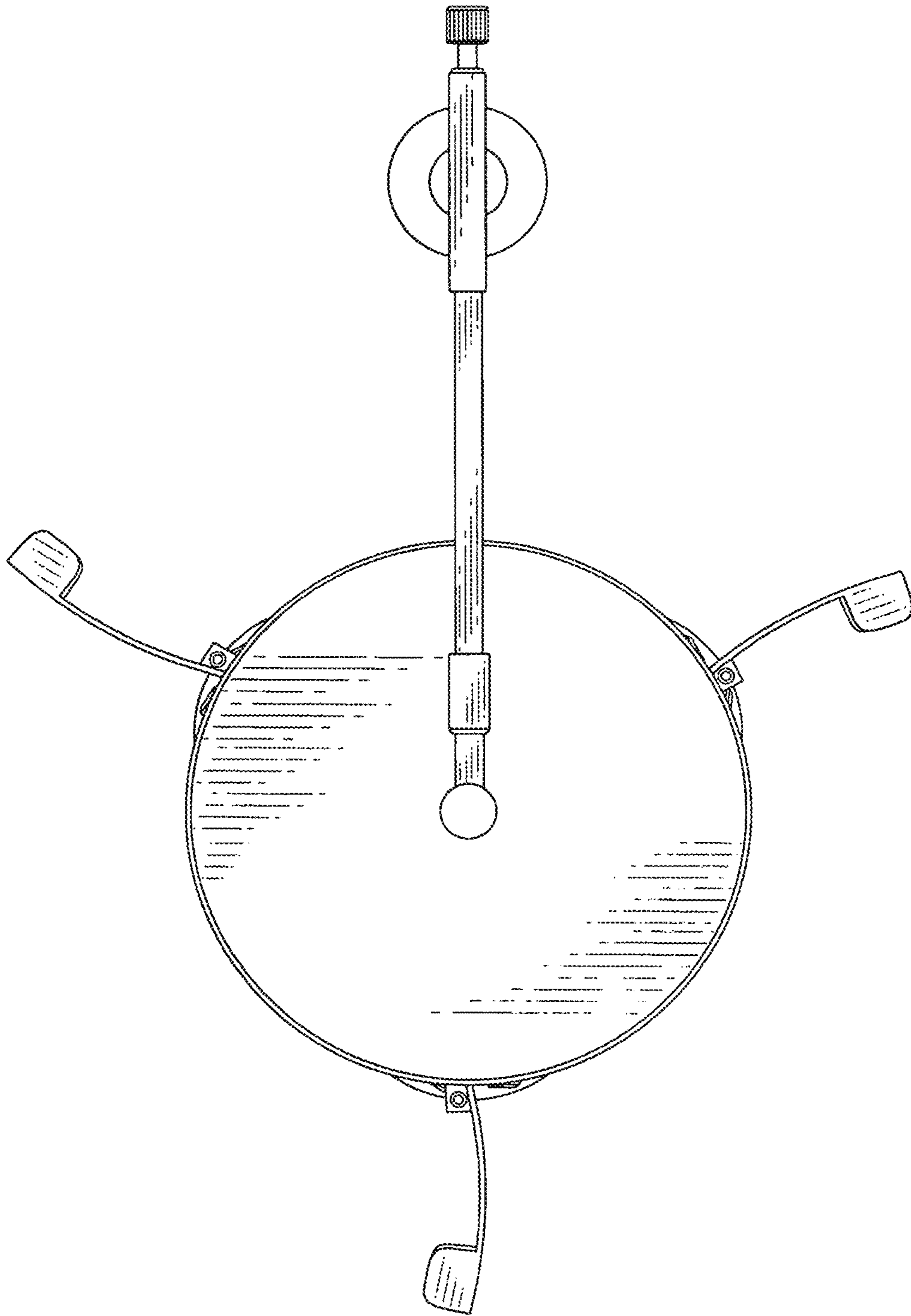


FIG. 7