



US00D911087S

(12) **United States Design Patent** (10) **Patent No.:** **US D911,087 S**
Knapp et al. (45) **Date of Patent:** **** Feb. 23, 2021**

- (54) **STABILIZER BAR** D640,122 S * 6/2011 Stearns D8/355
D771,983 S * 11/2016 Herring A47B 13/003
- (71) Applicant: **CKnapp Sales, Inc.**, Goodfield, IL D6/656.16
(US) D794,982 S * 8/2017 Palma D6/656.17
2016/0095425 A1 * 4/2016 Yang A47B 9/06
248/188.2
- (72) Inventors: **Chance Knapp**, Goodfield, IL (US); 2018/0103753 A1 * 4/2018 Davidsen A47B 13/003
Brandon Meyer, Normal, IL (US) 2018/0293854 A1 * 10/2018 Veira G08B 29/126
2020/0260862 A1 * 8/2020 Knapp A47B 13/06
- (73) Assignee: **CKnapp Sales, Inc.**, Goodfield, IL (US)

(**) Term: **15 Years**

(21) Appl. No.: **29/680,698**

(22) Filed: **Feb. 19, 2019**

(51) **LOC (13) Cl.** **06-06**

(52) **U.S. Cl.**

USPC **D6/702; D8/355**

(58) **Field of Classification Search**

USPC D6/641, 642, 654.14, 656.16, 656.17,
D6/702, 708, 708.17, 708.16, 708.2,
D6/708.21, 708.22; D8/349, 354, 355,
D8/374

CPC A47B 13/00; A47B 13/003; A47B 13/02;
A47B 13/06; A47B 17/00; A47B 21/00;
A47B 91/005; A47B 91/12; A47B 96/00;
A47B 2200/0011; A47B 2200/0012;
A47B 2200/00113; A47B 2200/00114;
A47B 2200/0015; A47B 2200/0036;
E04G 13/00

See application file for complete search history.

(56) **References Cited**

U.S. PATENT DOCUMENTS

- 6,591,574 B2 * 7/2003 Humphrey E04G 13/00
248/200.1
- D554,485 S * 11/2007 Dubon A47B 13/06
D8/374
- D628,459 S * 12/2010 Minkley E04G 13/00
D8/349

OTHER PUBLICATIONS

“StandDesk Stabilizing Crossbar,” retrieved from <https://www.standdesk.co/standdesk-stabilizing-crossbar/>, on Mar. 5, 2019, 5 pages.

Vivo, “Vivo Black Manual Height Adjustable Sit-Stand Desk with 55” x 24” Tabletop | Standing Desk Frame and esktop Workstation (Desk-V100M),” retrieved from <https://www.amazon.com/VIVO-Adjustable-Sit-Stand-Workstation-Desk-V100M/dp/B01ITHJMBI/>, on Feb. 18, 2019, 8 pages.

* cited by examiner

Primary Examiner — Mary Ann Calabrese

(74) *Attorney, Agent, or Firm* — Hanley, Flight & Zimmerman, LLC

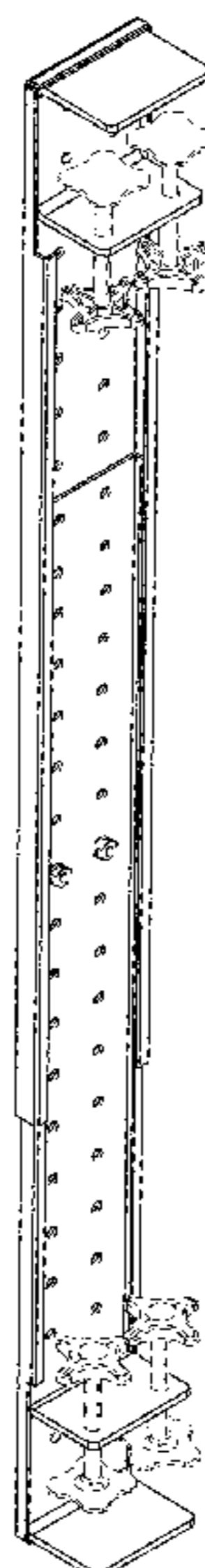
(57) **CLAIM**

The ornamental design for a “stabilizer bar”, as shown and described.

DESCRIPTION

FIG. 1 is an isometric view of a stabilizer bar.
FIG. 2 is a rear view of the stabilizer bar of FIG. 1.
FIG. 3 is a front view of the stabilizer bar of FIG. 1.
FIG. 4 is a top view of the stabilizer bar of FIG. 1.
FIG. 5 is a bottom view of the stabilizer bar of FIG. 1.
FIG. 6 is a left side view of the stabilizer bar of FIG. 1; and,
FIG. 7 is a right side view of the stabilizer bar of FIG. 1.
The features shown in broken lines form no part of the claimed design.

1 Claim, 6 Drawing Sheets



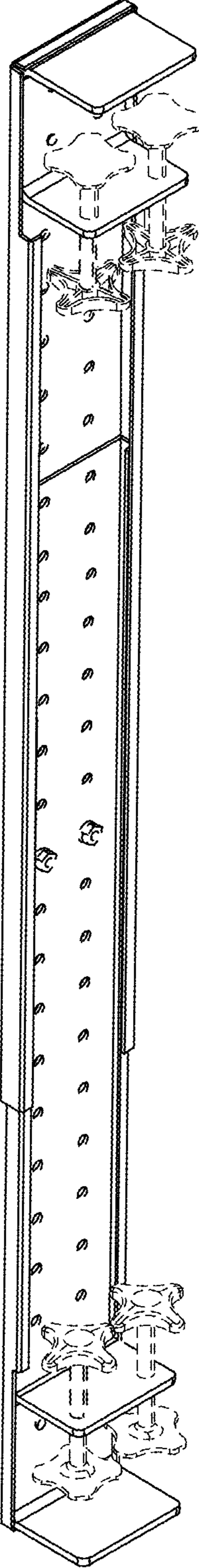


FIG. 1

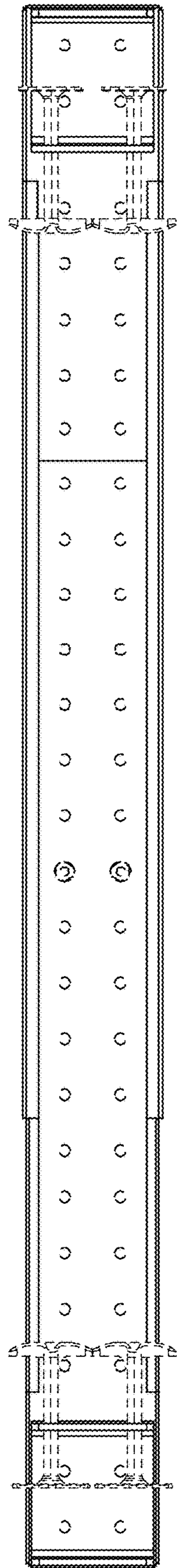


FIG. 2

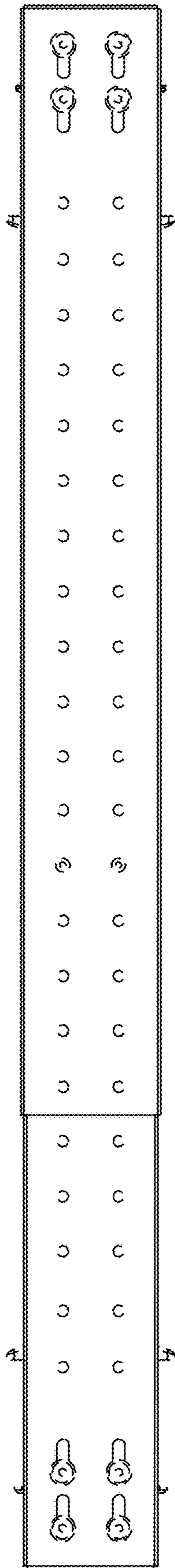


FIG. 3




FIG. 4

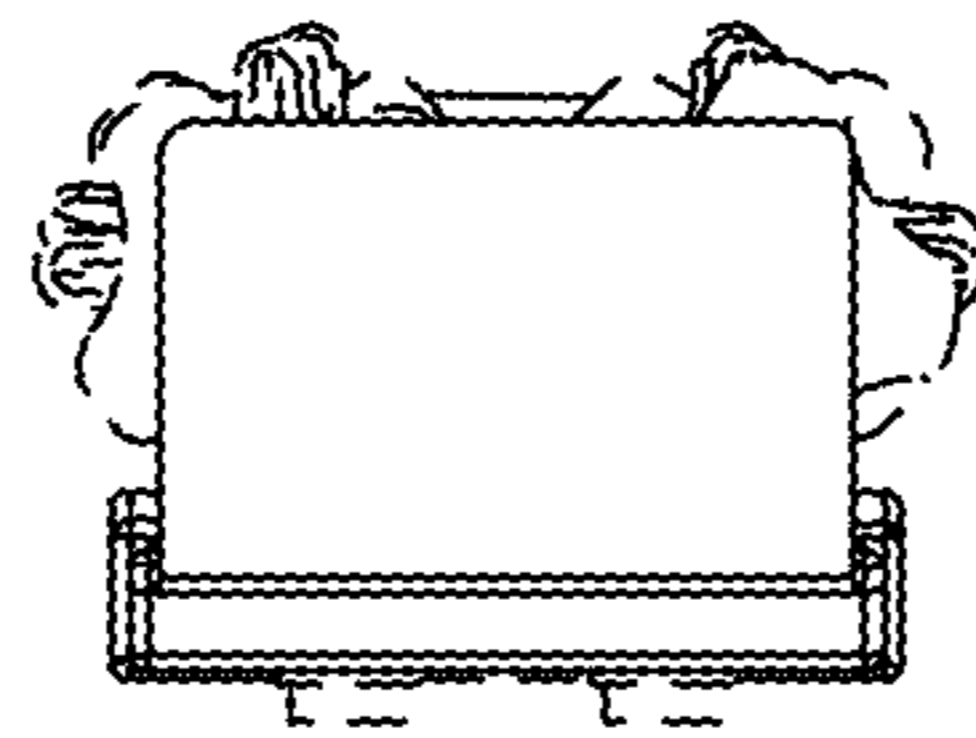


FIG. 5




FIG. 6

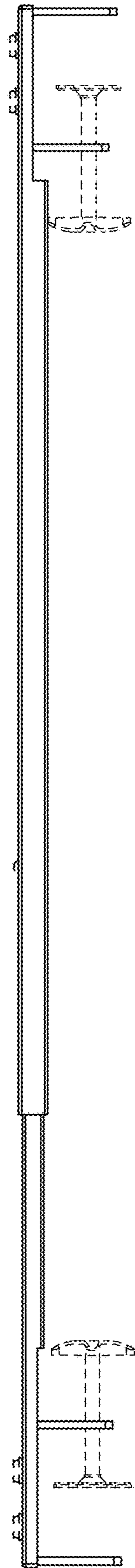


FIG. 7