



US00D911086S

(12) **United States Design Patent**
Crocker

(10) **Patent No.:** **US D911,086 S**

(45) **Date of Patent:** **** Feb. 23, 2021**

- (54) **TABLE**
- (71) Applicant: **Williams-Sonoma, Inc.**, San Francisco, CA (US)
- (72) Inventor: **Justin Crocker**, Surry Hills (AU)
- (73) Assignee: **Williams-Sonoma, Inc.**, San Francisco, CA (US)

D175,195 S * 7/1955 Streng D6/691.8
 3,228,359 A * 1/1966 Rich, Jr. F16B 12/48
 108/156
 D455,918 S * 4/2002 Moore D6/691.6
 D650,612 S * 12/2011 Frinier D6/691.3
 D788,503 S * 6/2017 Duvigneau D6/691.6
 D828,061 S * 9/2018 Davis F16B 12/48
 D6/691.3

(**) Term: **15 Years**

* cited by examiner

(21) Appl. No.: **29/694,116**

Primary Examiner — Mary Ann Calabrese
(74) *Attorney, Agent, or Firm* — Cook Alex Ltd.; R. Blake Johnston

(22) Filed: **Jun. 7, 2019**

(51) **LOC (13) Cl.** **06-03**

(52) **U.S. Cl.**
USPC **D6/691.6**

(57) **CLAIM**

The ornamental design for a table, as shown and described.

(58) **Field of Classification Search**
 USPC D6/349, 656, 656.13, 656.14, 656.18,
 D6/685, 686, 691, 691.1–691.9
 CPC A47B 17/00; A47B 13/00; A47B 13/02;
 A47B 3/04; A47B 13/06; A47B 13/08;
 A47B 13/10; A47B 13/12; A47B 21/00;
 A47B 2200/0001; A47B 2200/0011;
 A47B 2200/002

DESCRIPTION

FIG. 1 is a perspective view of the table;
 FIG. 2 is a front elevational view of the table, the rear
 elevational view of which is identical;
 FIG. 3 is a right side elevational view of the table, the left
 side elevational view of which is identical;
 FIG. 4 is a top plan view of the table; and,
 FIG. 5 is a bottom plan view of the table.
 The broken lines in the drawings show portions of the table
 that form no part of the claimed design.

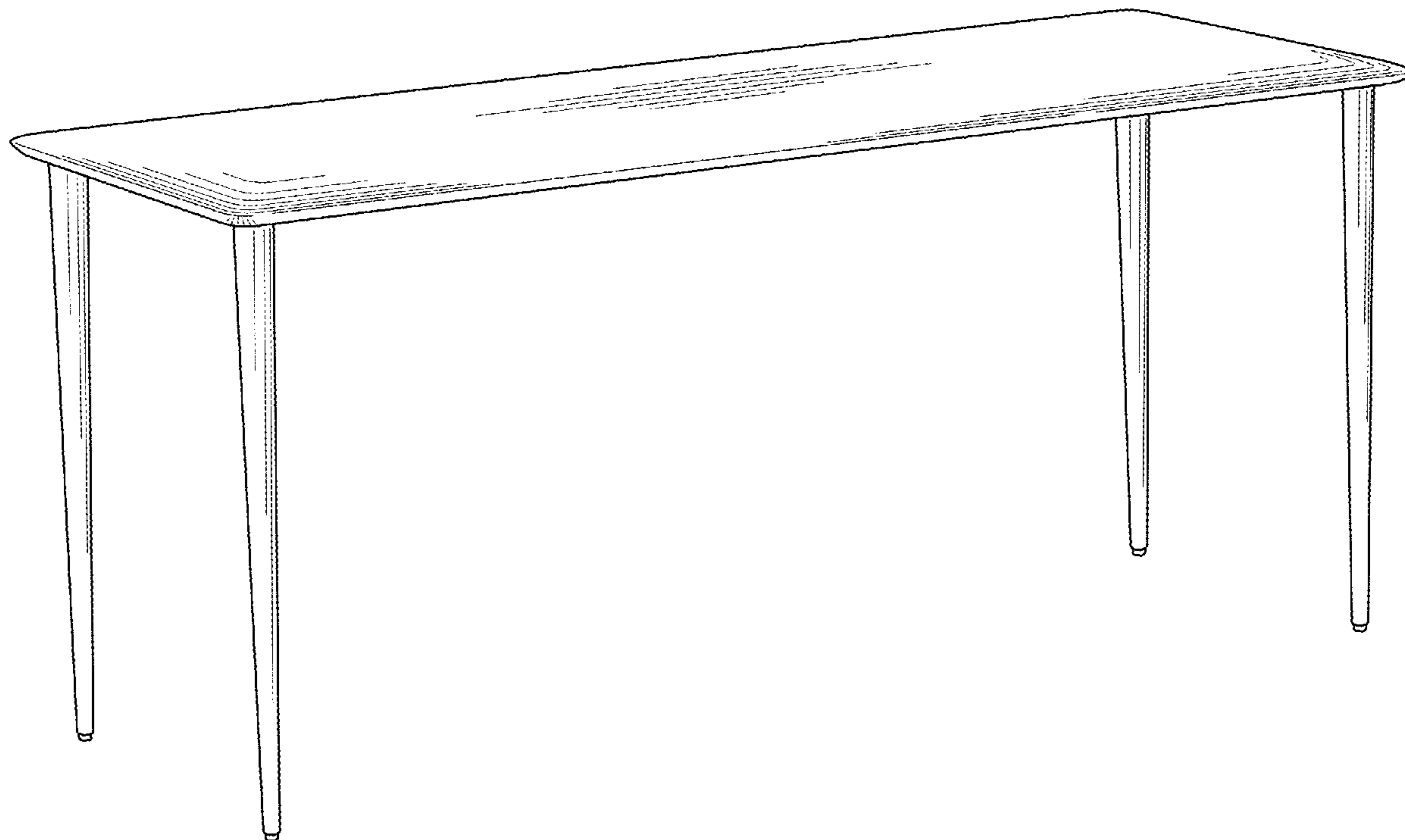
See application file for complete search history.

(56) **References Cited**

U.S. PATENT DOCUMENTS

D164,075 S * 7/1951 Wallace D6/691
 2,650,148 A * 8/1953 Streng F16B 12/48
 108/155

1 Claim, 5 Drawing Sheets



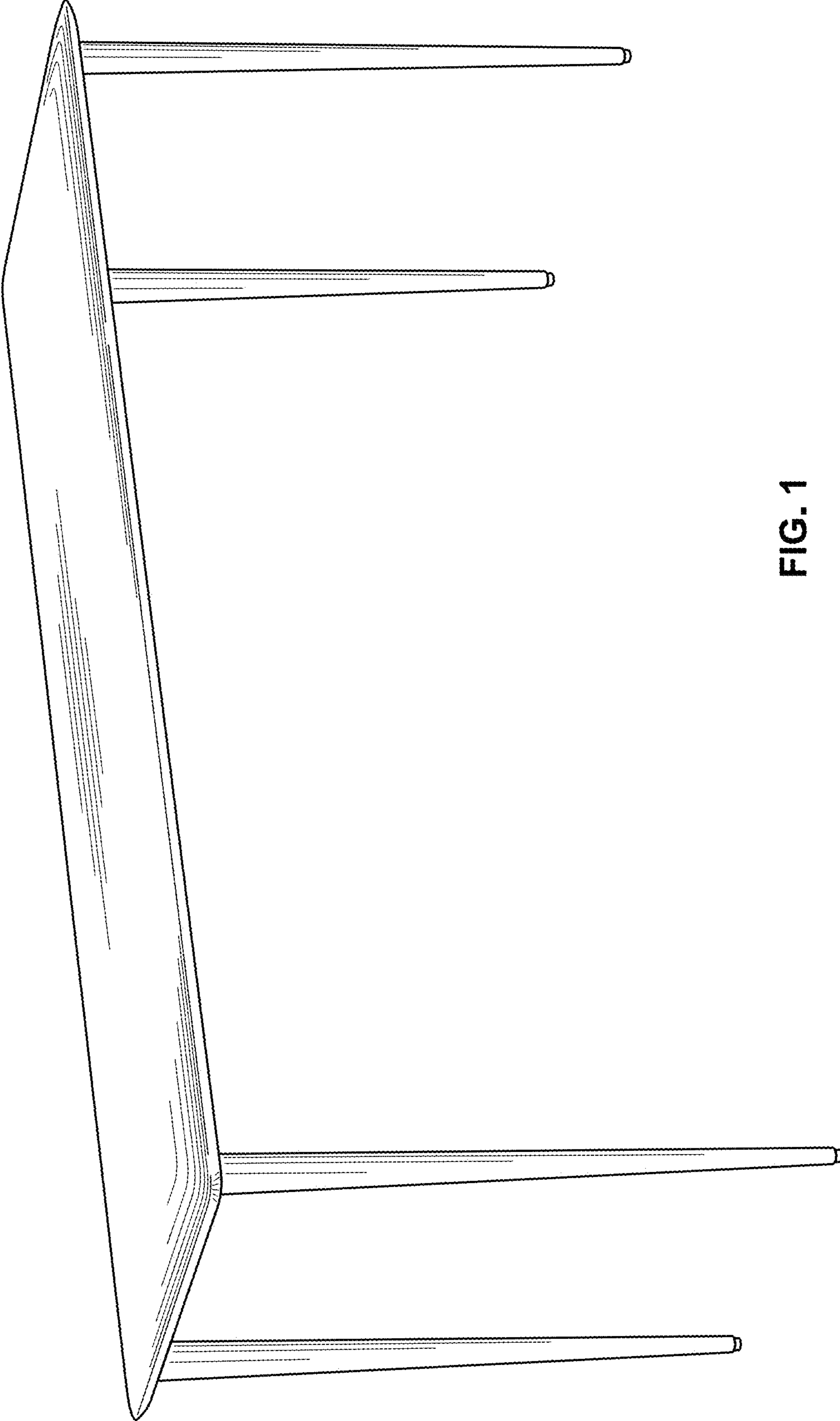


FIG. 1



FIG. 2




FIG. 3




FIG. 4




FIG. 5