



US00D911084S

(12) **United States Design Patent**
Sabounjian et al.

(10) **Patent No.:** **US D911,084 S**

(45) **Date of Patent:** **** Feb. 23, 2021**

- (54) **THREE TIER STORAGE SHELF**
- (71) Applicants: **Sam C. Sabounjian**, Irvine, CA (US);
Azad Sabounjian, Irvine, CA (US)
- (72) Inventors: **Sam C. Sabounjian**, Irvine, CA (US);
Azad Sabounjian, Irvine, CA (US)
- (**) Term: **15 Years**
- (21) Appl. No.: **29/699,968**
- (22) Filed: **Jul. 30, 2019**
- (51) **LOC (13) Cl.** **06-06**
- (52) **U.S. Cl.**
USPC **D6/675.2**
- (58) **Field of Classification Search**
USPC D6/672, 675, 675.1, 675.2, 675.3, 675.4,
D6/675.5
CPC A47B 47/02; A47B 47/021; A47B 55/00;
A47B 55/02; A47F 1/00; A47F 5/0018;
A47F 5/0043; A47F 5/01; A47F 7/00
See application file for complete search history.

- D762,402 S * 8/2016 Hsu D6/675.5
- D785,995 S * 5/2017 Tsai D6/705.6
- D787,242 S * 5/2017 Hsu D6/675.2
- D802,342 S * 11/2017 Chang D6/675.5
- D808,690 S * 1/2018 Hsu D6/675.2
- D840,728 S * 2/2019 Hsu D6/675.2
- D862,949 S * 10/2019 Ghiorghie D6/675.2

(Continued)

Primary Examiner — Kelley A Donnelly

(74) *Attorney, Agent, or Firm* — Stetina Brunda Garred & Brucker

(57) **CLAIM**

The ornamental design for a three tier storage shelf, as shown and described.

DESCRIPTION

FIG. 1 is a perspective view of a three tier storage shelf according to an embodiment including flat wire shelves; FIG. 2 is a front view of the three tier storage shelf of FIG. 1, the opposing back view being a mirror image thereof; FIG. 3 is a side view of the three tier storage shelf of FIG. 1, the opposing side view being a mirror image thereof; FIG. 4 is a top view of the three tier storage shelf of FIG. 1; FIG. 5 is a bottom view of the three tier storage shelf of FIG. 1;

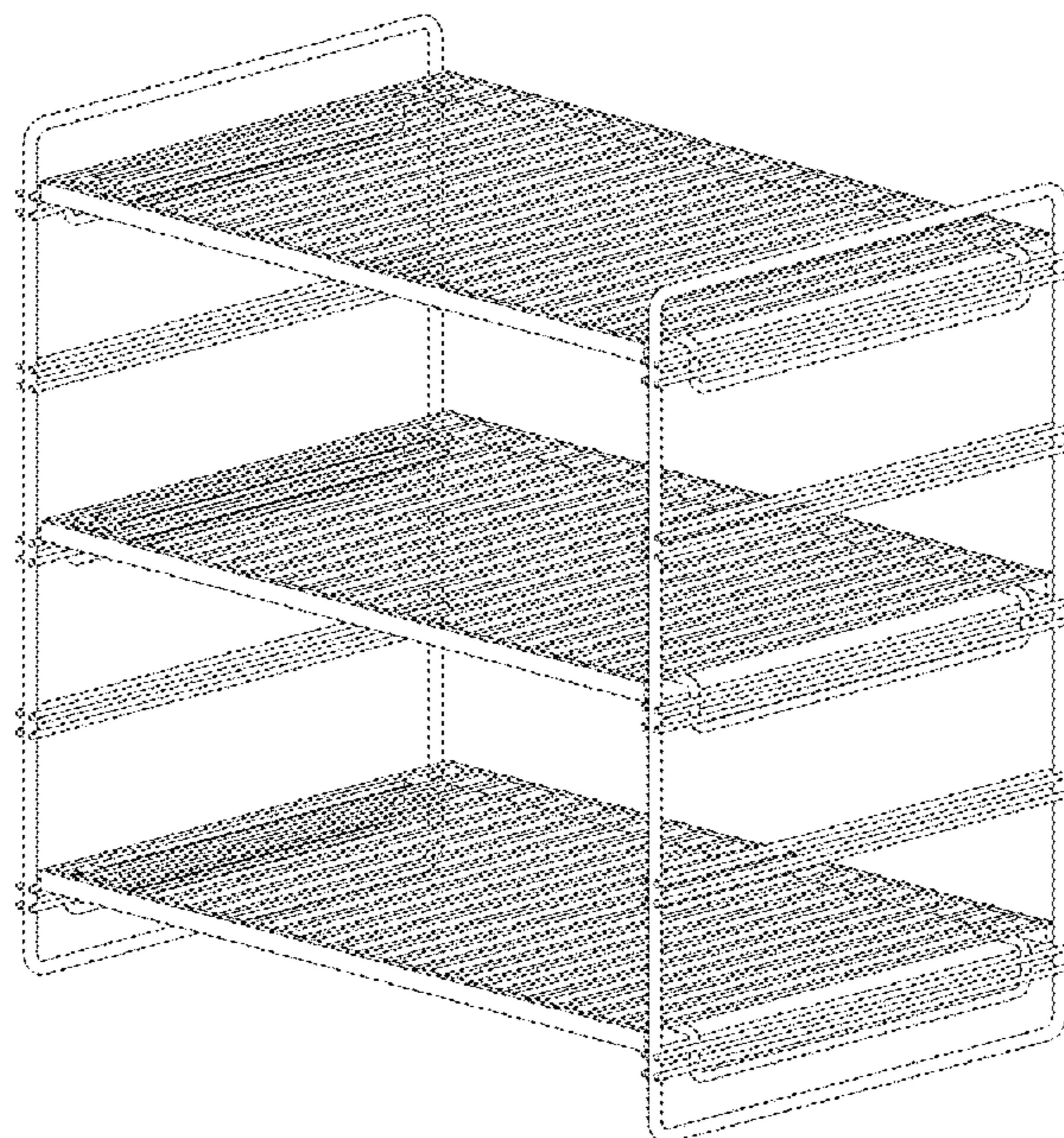
FIG. 6 is a perspective view of a three tier storage shelf according to an embodiment including round wire shelves; FIG. 7 is a front view of the three tier storage shelf of FIG. 6, the opposing back view being a mirror image thereof; FIG. 8 is a side view of the three tier storage shelf of FIG. 6, the opposing side view being a mirror image thereof; FIG. 9 is a top view of the three tier storage shelf of FIG. 6; and, FIG. 10 is a bottom view of the three tier storage shelf of FIG. 6.

1 Claim, 10 Drawing Sheets

(56) **References Cited**

U.S. PATENT DOCUMENTS

- 3,252,434 A * 5/1966 Young, Jr. A47F 5/13
108/181
- D292,658 S * 11/1987 Kester D6/675.2
- D321,609 S * 11/1991 Dardashti D6/675.2
- D368,186 S * 3/1996 Tiemann D32/59
- D424,836 S * 5/2000 Kopala, Jr. D6/675.2
- D425,723 S * 5/2000 Hurt D6/675.2
- D547,093 S * 7/2007 Butters D6/566
- D568,635 S * 5/2008 Klein D6/675.2
- D579,691 S * 11/2008 Snider D6/675.2
- D597,342 S * 8/2009 Dickson D6/675.2
- D602,712 S * 10/2009 Ho D6/675.2
- D626,356 S * 11/2010 Ho D6/675.2
- D731,212 S * 6/2015 Hsu D6/675.2



(56)

References Cited

U.S. PATENT DOCUMENTS

2011/0233164 A1* 9/2011 Chang A47B 87/001
211/188
2011/0240571 A1* 10/2011 Ho A47B 47/021
211/13.1

* cited by examiner

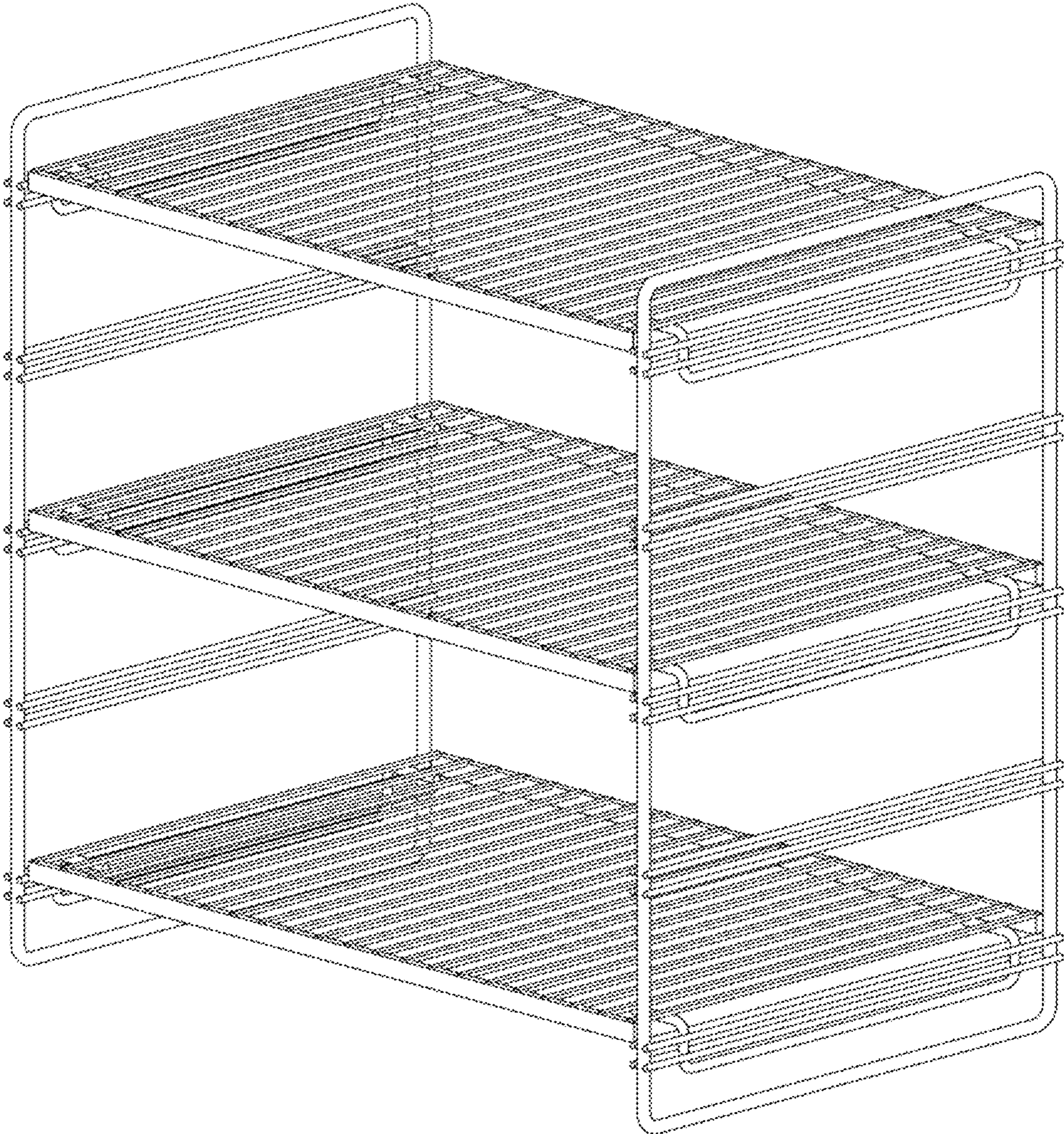


FIGURE 1




FIGURE 2




FIGURE 3

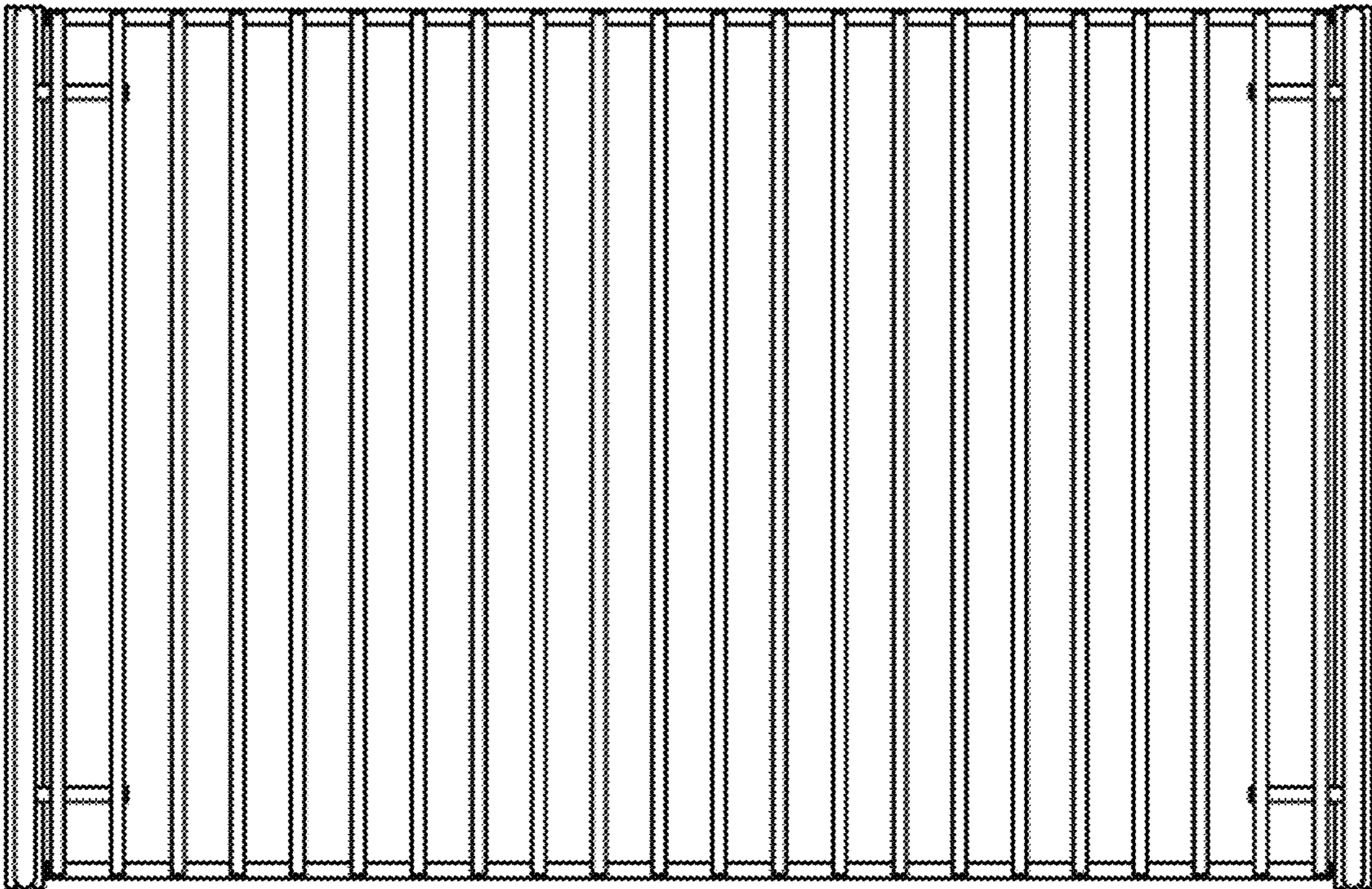


FIGURE 4

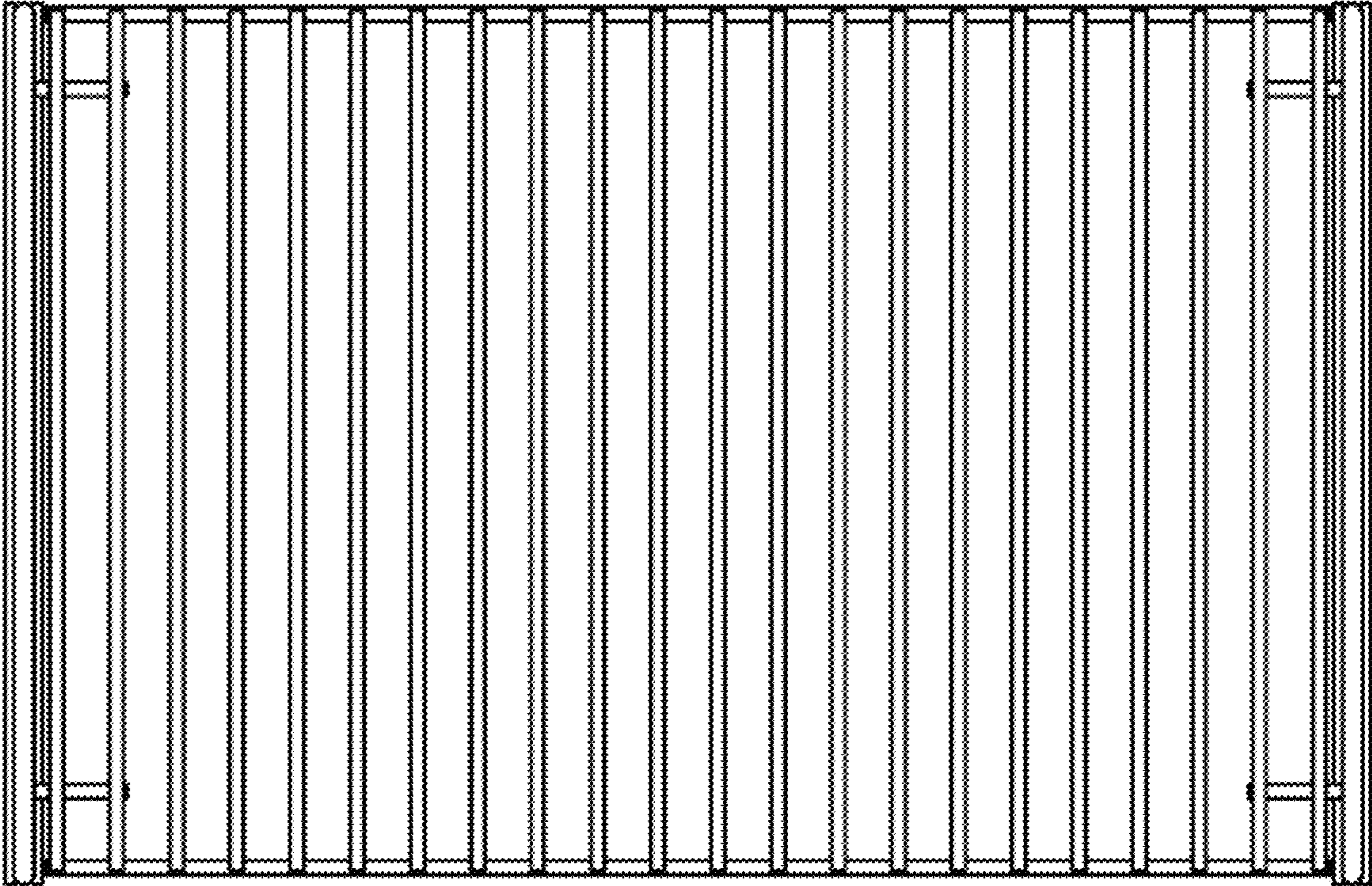


FIGURE 5

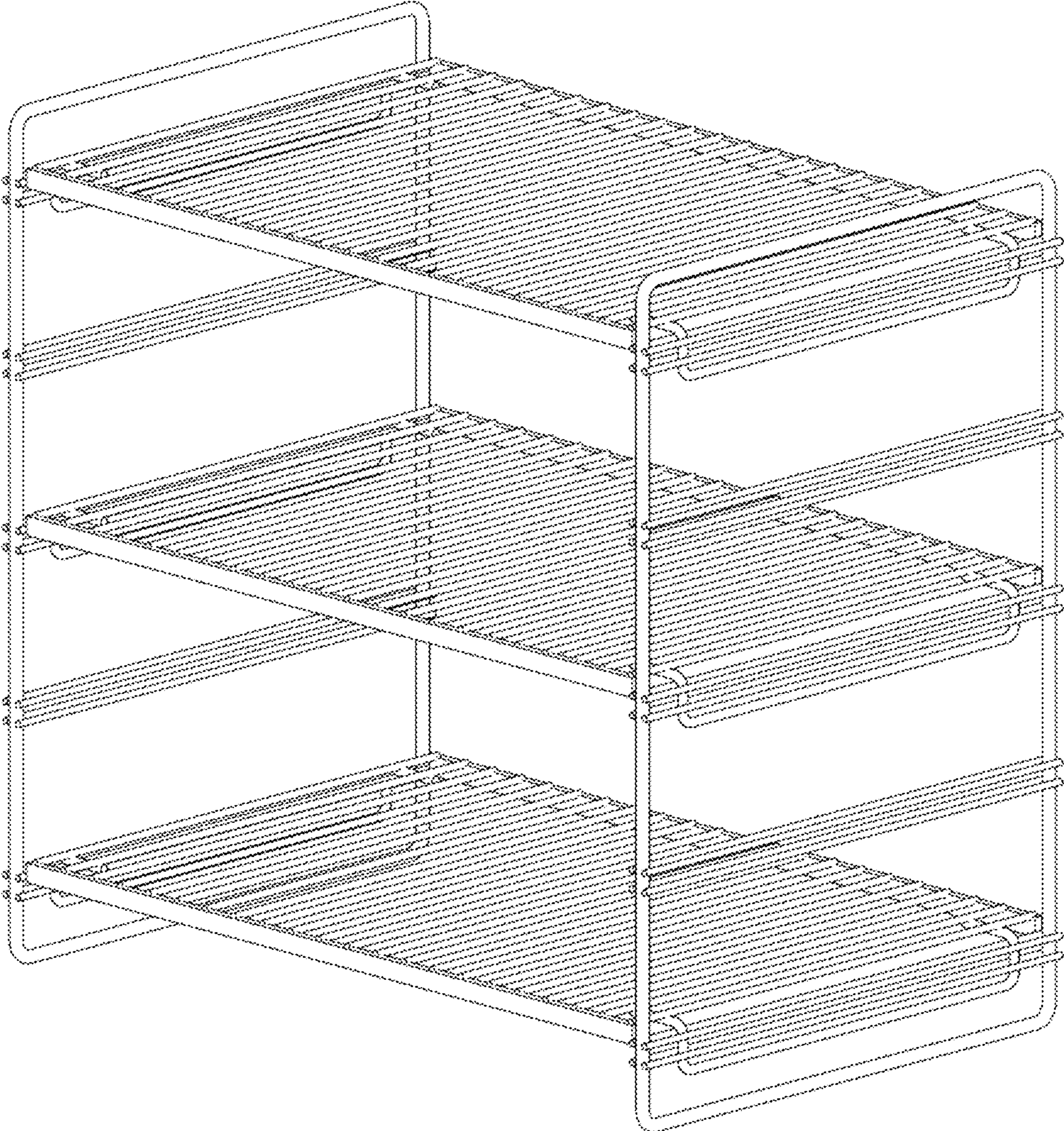


FIGURE 6




FIGURE 7




FIGURE 8

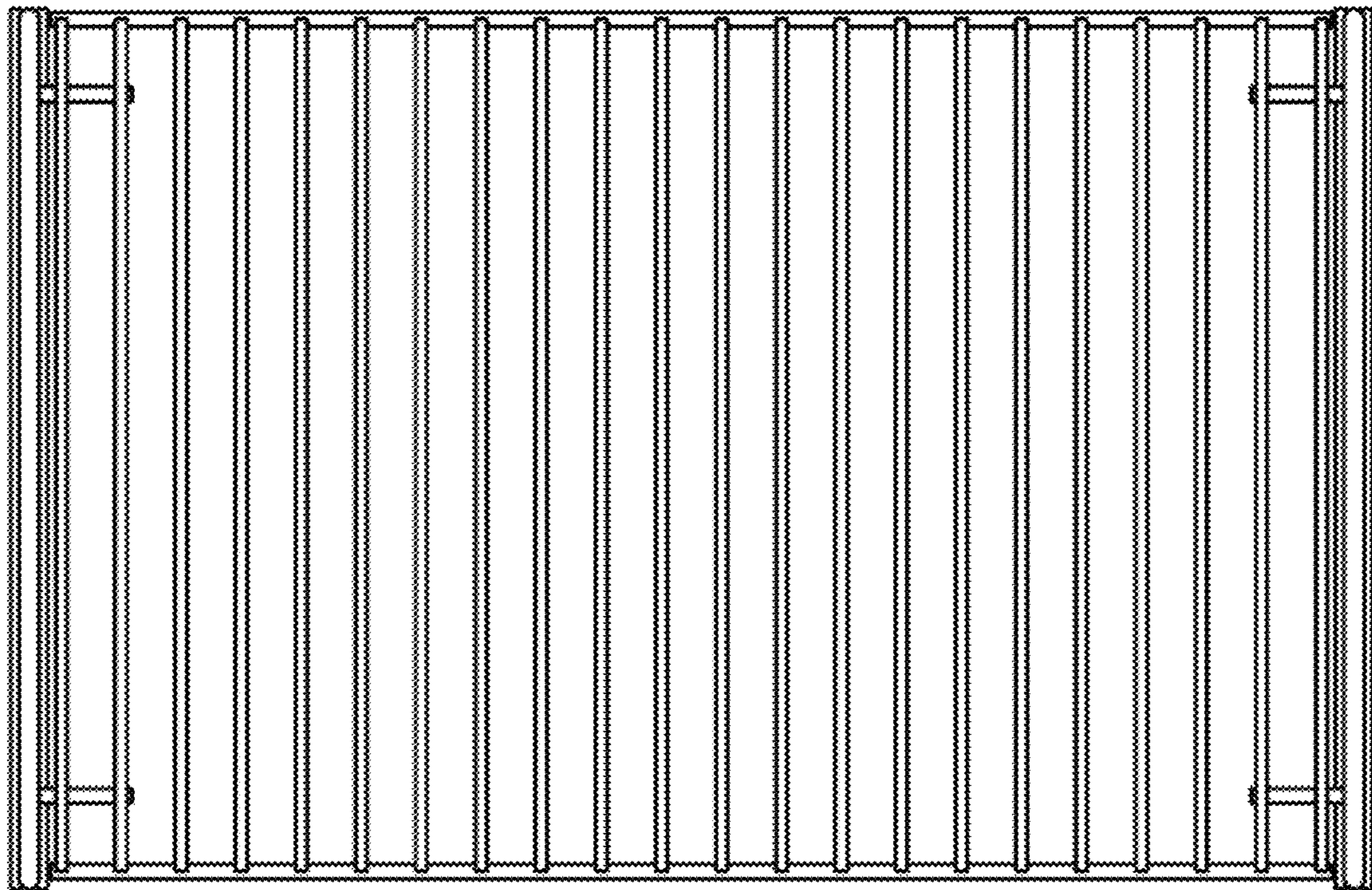


FIGURE 9

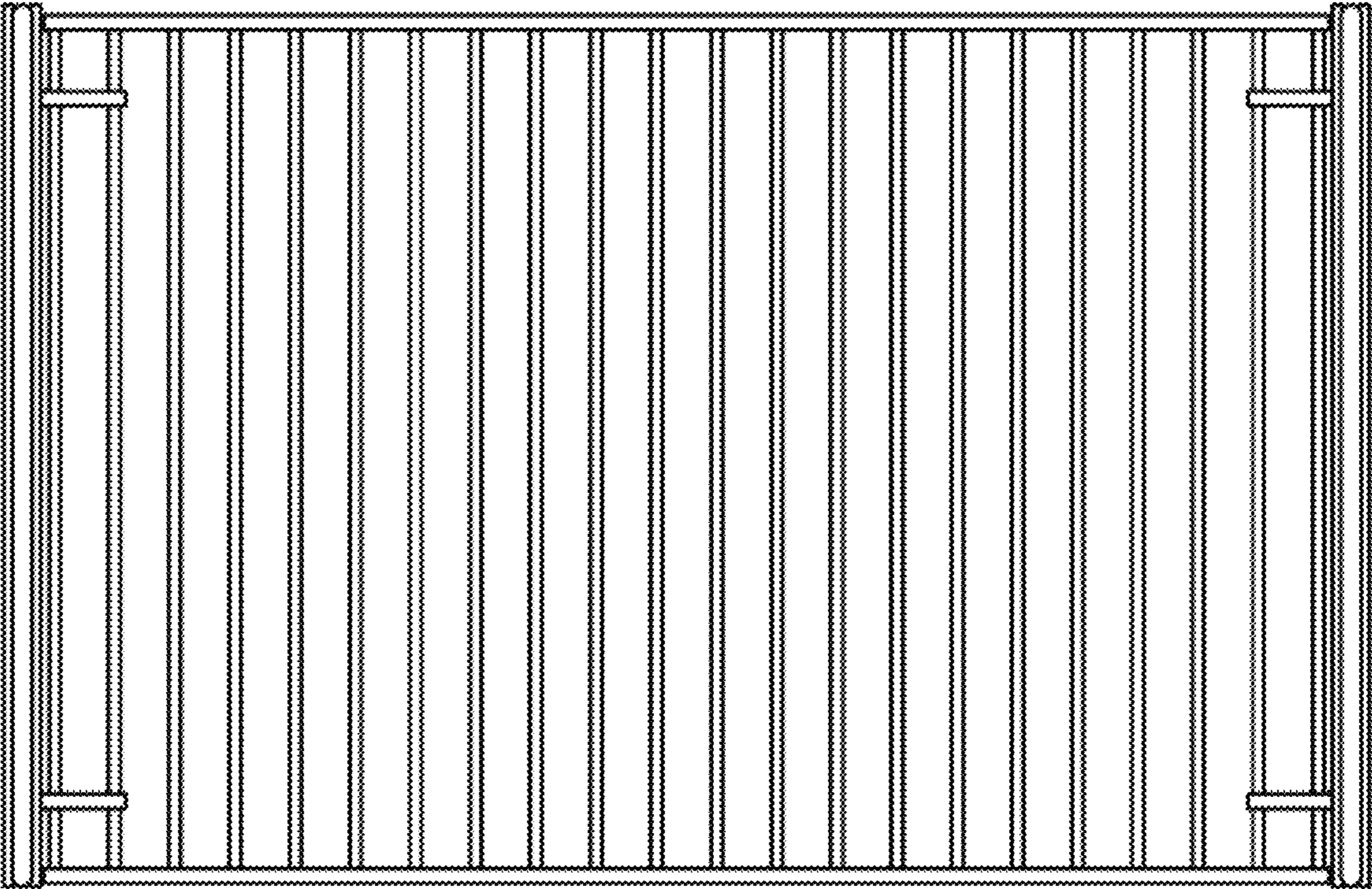


FIGURE 10