



US00D911078S

(12) **United States Design Patent** (10) **Patent No.:** **US D911,078 S**
Harris (45) **Date of Patent:** **** *Feb. 23, 2021**

(54) **NIGHTSTAND**
(71) Applicant: **Holland House**, Indianapolis, IN (US)
(72) Inventor: **Charles Harris**, High Point, NC (US)
(73) Assignee: **Holland House**, Indianapolis, IN (US)
(*) Notice: This patent is subject to a terminal disclaimer.
(**) Term: **15 Years**
(21) Appl. No.: **29/704,258**
(22) Filed: **Sep. 3, 2019**
(51) **LOC (13) Cl.** **06-04**
(52) **U.S. Cl.**
USPC **D6/668.2**
(58) **Field of Classification Search**
USPC D6/657, 660, 661, 662, 668, 668.1, 671, 671.1, 671.4
CPC A47B 67/00; A47B 67/005; A47B 67/04; A47B 2220/0072; A47B 2220/01; A47B 85/00; A47B 79/00; A47B 61/00
See application file for complete search history.

(56) **References Cited**
U.S. PATENT DOCUMENTS
D149,434 S 4/1948 Moberg D6/671.1
D168,839 S * 2/1953 Herrman et al. D6/668.2
D168,840 S * 2/1953 Herrman et al. D6/668.2
D168,841 S * 2/1953 Herrman et al. D6/668.2
D176,404 S 12/1955 Carr D6/671.1
D246,214 S 11/1977 Brubaker D6/671.1
D335,409 S 5/1993 Kellems D6/510
D341,253 S 11/1993 Ballman D6/669
D373,272 S 9/1996 Saunders D6/492
D373,489 S * 9/1996 Tabbia D6/668.1
D404,945 S 2/1999 Simpkins et al. D6/510
D407,238 S 3/1999 Zaidman D6/446
D407,239 S 3/1999 Zaidman D6/446

D408,203 S 4/1999 D'Agaro et al. D6/628
D417,571 S 12/1999 Teufel et al. D6/510
D419,796 S * 2/2000 O'Hare D6/668.2
D424,833 S * 5/2000 Zaidman D6/671.1
D440,426 S 4/2001 Morrow D6/445
D441,221 S * 5/2001 O'Hare D6/671.1
D442,802 S 5/2001 Morrow D6/446
D448,586 S 10/2001 O'Hare et al. D6/446
D454,724 S 3/2002 Hokanson D6/441
D458,780 S 6/2002 Siepmann et al. D6/510
D483,206 S 12/2003 Schweikarth D6/510
D483,962 S 12/2003 Stanton D6/668.2
D502,821 S 3/2005 Mohundro D6/446
D511,254 S 11/2005 Draheim D6/446
D526,813 S * 8/2006 Cook D6/668.2
D549,486 S 8/2007 Sheppard D6/446
D560,388 S * 1/2008 Bacon D6/668.2
D564,254 S 3/2008 Heublein D6/446
D565,874 S 4/2008 Oura et al. D6/510

(Continued)

OTHER PUBLICATIONS

Edmond Spence Chest With Wave Design, 1950s, 1stDibs, site visited Sep. 21, 2020, available online at https://www.1stdibs.com/furniture/storage-case-pieces/dressers/edmond-spence-chest-wave-design-1950/id-f_2755812/ (Year: 1950).*


Primary Examiner — Cathron C Brooks
(74) *Attorney, Agent, or Firm* — MacCord Mason PLLC

(57) **CLAIM**
The ornamental design for a nightstand, as shown and described.

DESCRIPTION

FIG. 1 is a front perspective view of a nightstand showing my new design;
FIG. 2 is a front view thereof;
FIG. 3 is a right side view thereof;
FIG. 4 is a left side view thereof; and,
FIG. 5 is a top view thereof.

1 Claim, 4 Drawing Sheets



(56)

References Cited

U.S. PATENT DOCUMENTS

D572,501 S	7/2008	Domack et al.	D6/441
D588,834 S	3/2009	Holt	D6/445
D600,957 S	9/2009	Welch	D6/510
D613,535 S	4/2010	Everson	D6/510
D623,435 S *	9/2010	Najarian	D6/668.2
D628,828 S	12/2010	Everson	D6/446
D699,484 S	2/2014	James	D6/668.2
D791,515 S *	7/2017	Everson	D6/668.2
D848,189 S *	5/2019	Harris	D6/705.5
D853,157 S *	7/2019	Harris	D6/668.2

* cited by examiner




FIG. 1

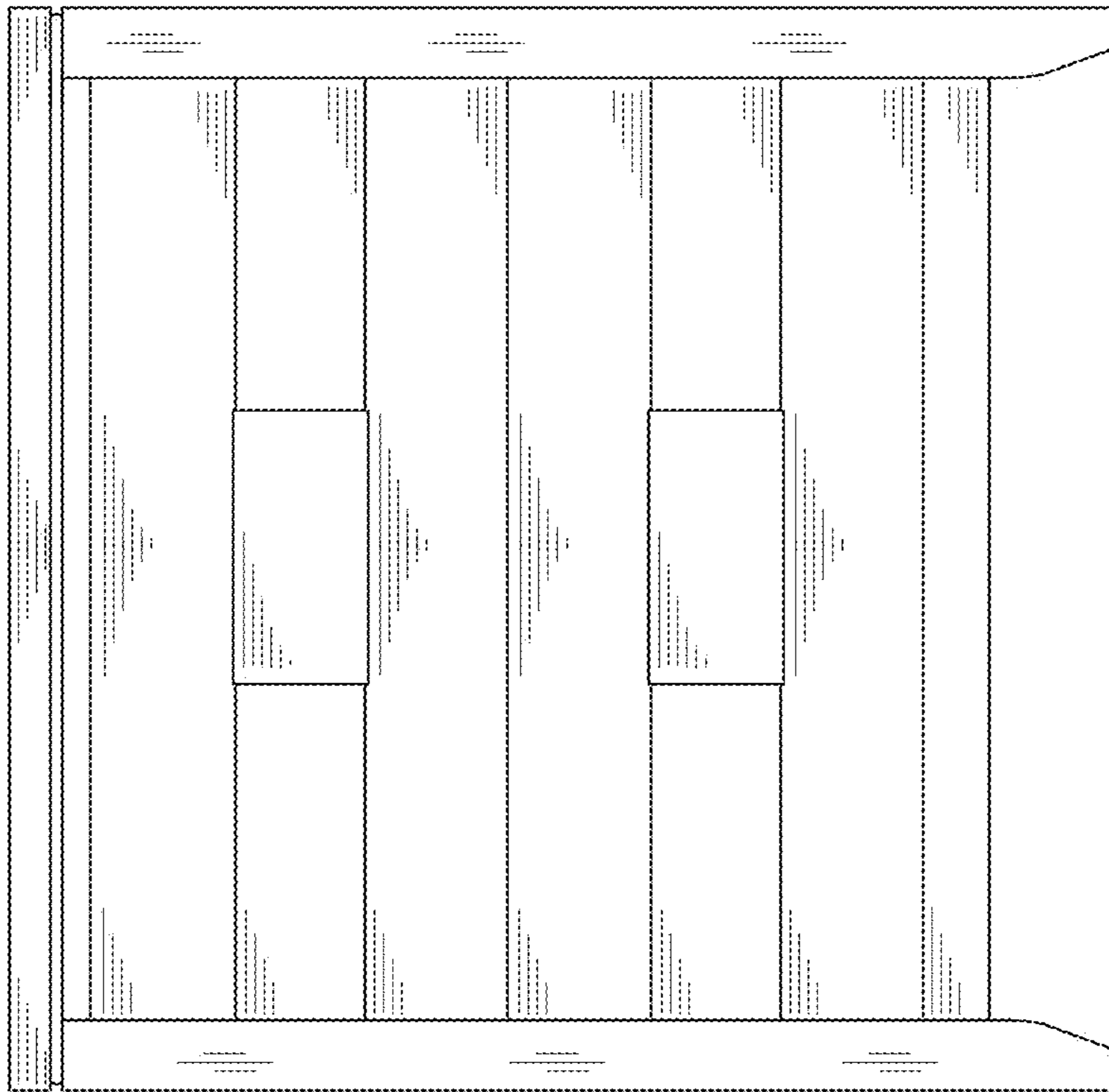


FIG. 2




FIG. 4

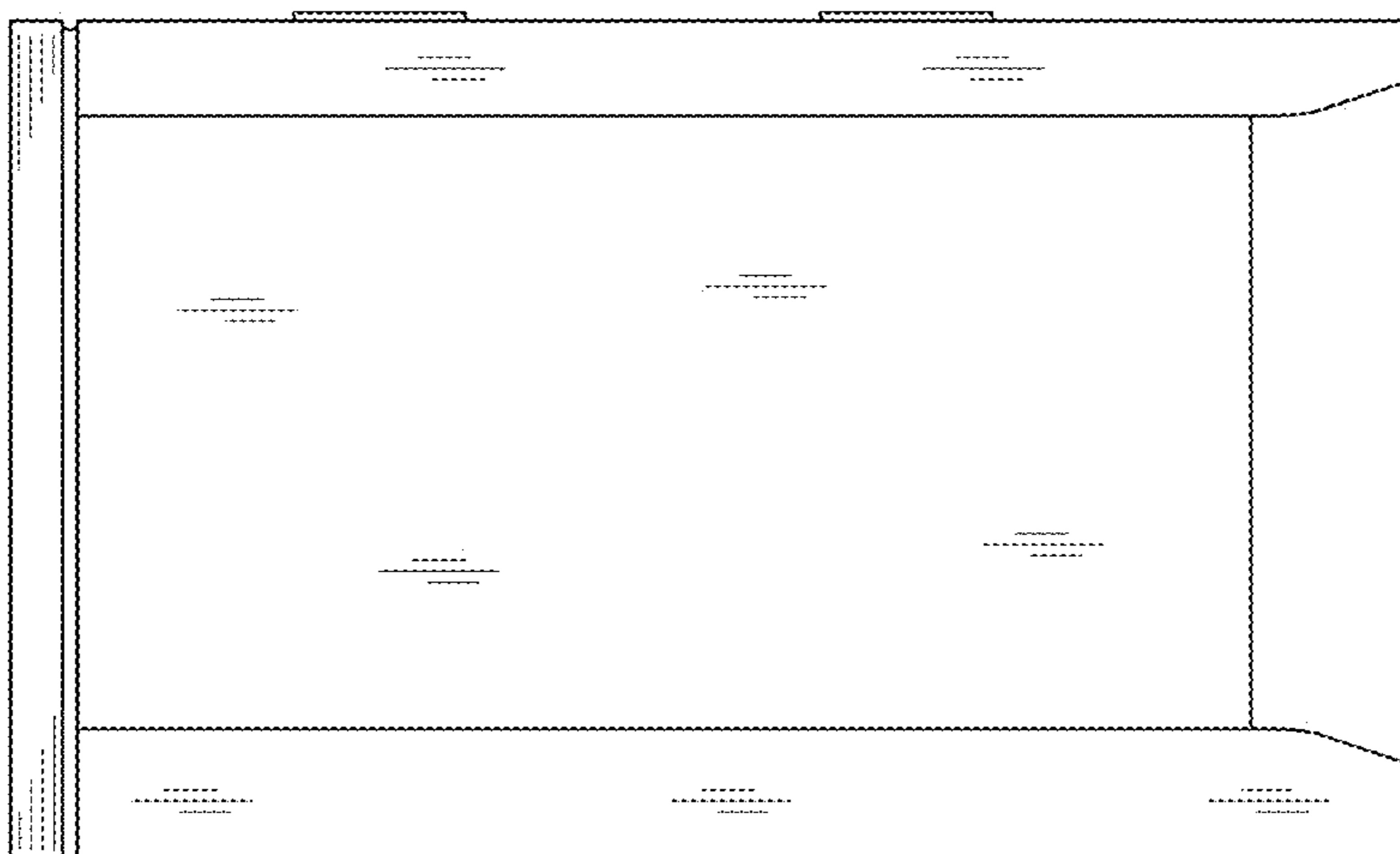


FIG. 3

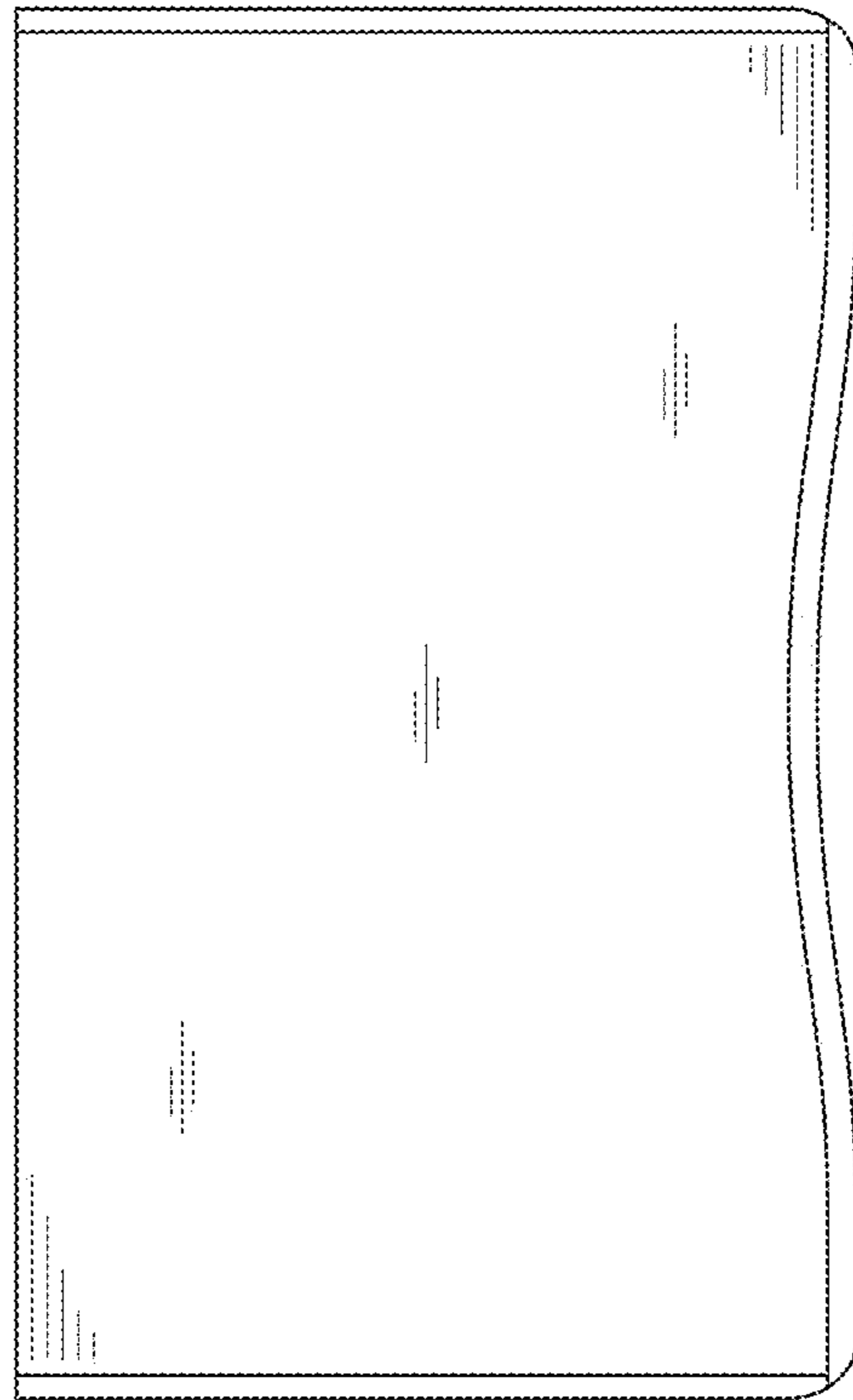


FIG. 5