



US00D911071S

(12) **United States Design Patent**
Yu

(10) **Patent No.:** **US D911,071 S**
(45) **Date of Patent:** **** Feb. 23, 2021**

(54) **SEAT CUSHION**

(71) Applicant: **Easepal Enterprises Ltd., Xiamen (CN)**

(72) Inventor: **Zhiyong Yu, Xiamen (CN)**

(**) Term: **15 Years**

(21) Appl. No.: **29/711,097**

(22) Filed: **Oct. 29, 2019**

(51) **LOC (13) Cl.** **06-09**

(52) **U.S. Cl.**
USPC **D6/601**

(58) **Field of Classification Search**
USPC D6/582–583, 587–592, 595–609,
D6/617–622; D21/803–809; D24/183
CPC A47G 9/00; A47G 2009/001; A47G
2009/002; A47G 2009/003; A47G 9/10;
A47G 9/1009; A47G 2009/1018; A47G
9/1045; A47G 9/1081; A47G 9/109
See application file for complete search history.

D698,586 S * 2/2014 Davis D6/601
D722,449 S * 2/2015 Krishtul
D731,816 S * 6/2015 Edgemon D6/601
9,332,850 B2 * 5/2016 Krishtul A47C 7/021
D840,724 S * 2/2019 Dowd D6/601
D844,621 S * 4/2019 Chen D14/440
D878,694 S * 3/2020 Carlson D32/40
10,575,498 B2 * 3/2020 Roetheli A01K 15/025
D903,377 S * 12/2020 Yin D6/601
2011/0064911 A1 * 3/2011 Kuo A43B 13/187
428/131
2012/0073056 A1 * 3/2012 Freund A47G 9/10
5/639
2013/0198961 A1 * 8/2013 Davis A47C 7/021
5/648
2015/0108799 A1 * 4/2015 Jones B60N 2/6027
297/219.1
2015/0190981 A1 * 7/2015 Levit B32B 3/12
428/116
2018/0009977 A1 * 1/2018 Kim C08L 91/00
2020/0198500 A1 * 6/2020 Woo B60N 2/919

* cited by examiner

Primary Examiner — Jennifer L Rempfer

(74) *Attorney, Agent, or Firm* — Rumit Ranjit Kanakia

(56) **References Cited**

U.S. PATENT DOCUMENTS

2,958,885 A * 11/1960 Donney A47L 13/03
401/196
3,158,878 A * 12/1964 Pernell A61G 7/05723
5/630
D227,004 S * 5/1973 Roy et al. D9/427
3,775,526 A * 11/1973 Gilmore B29C 44/5663
264/156
4,035,217 A * 7/1977 Kennette A61F 13/15642
156/279
D270,012 S * 8/1983 Stocker D5/51
D364,040 S * 11/1995 Suskind D5/1
D377,880 S * 2/1997 Oyama, Jr. D6/596
D382,354 S * 8/1997 Engberg D25/157
D618,030 S * 6/2010 Wang D6/601

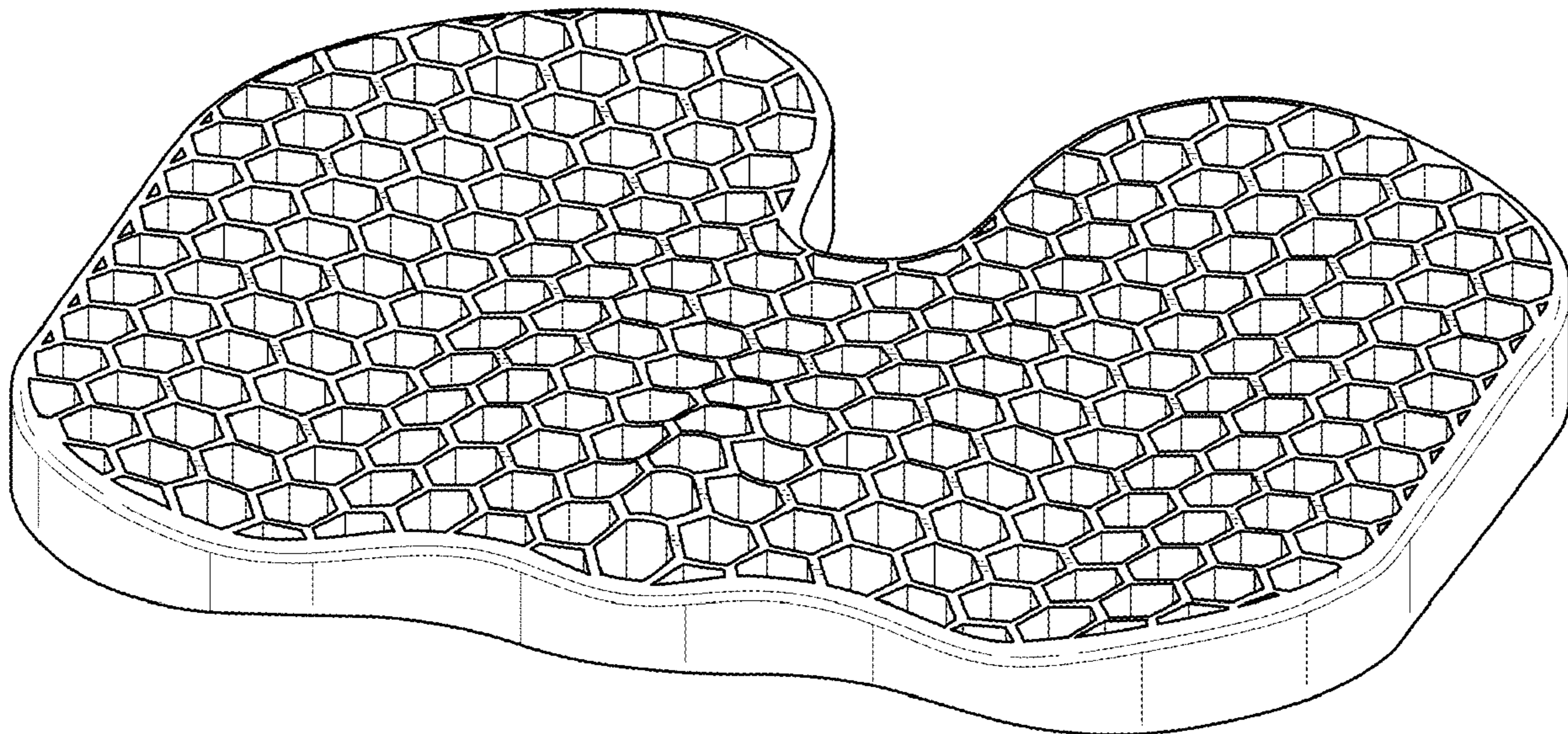
(57) **CLAIM**

I claim the ornamental design for a seat cushion, as shown and described.

DESCRIPTION

FIG. 1 is a Perspective view of a seat cushion showing my new design;
FIG. 2 is a Front view thereof;
FIG. 3 is a Back view thereof;
FIG. 4 is a Top view thereof;
FIG. 5 is a Bottom view thereof;
FIG. 6 is a Left-side view thereof; and,
FIG. 7 is a Right-side view thereof.

1 Claim, 5 Drawing Sheets



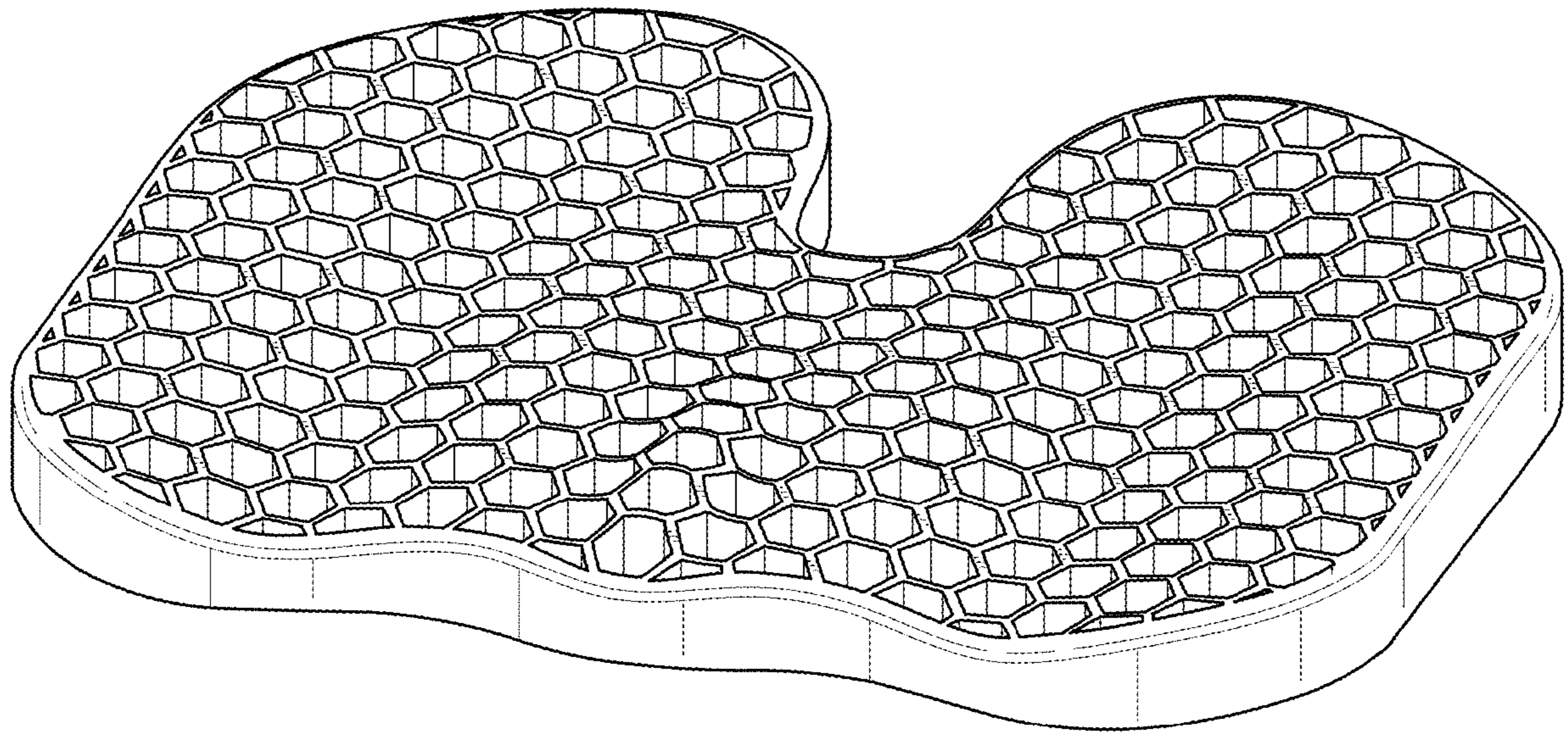


FIG. 1

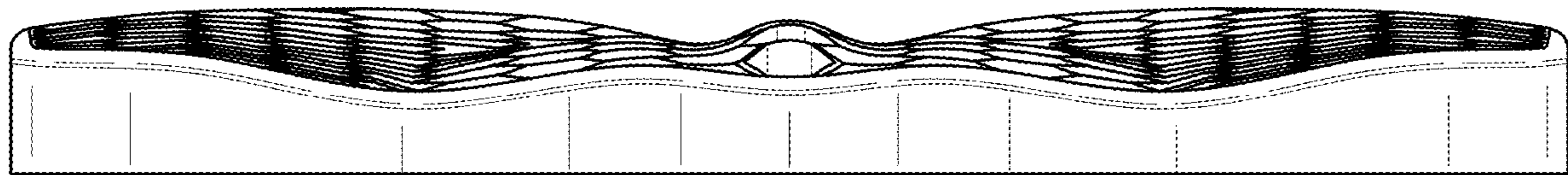


FIG. 2

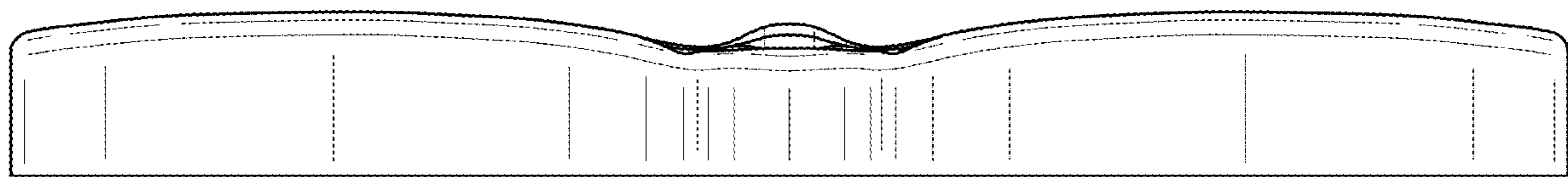


FIG. 3

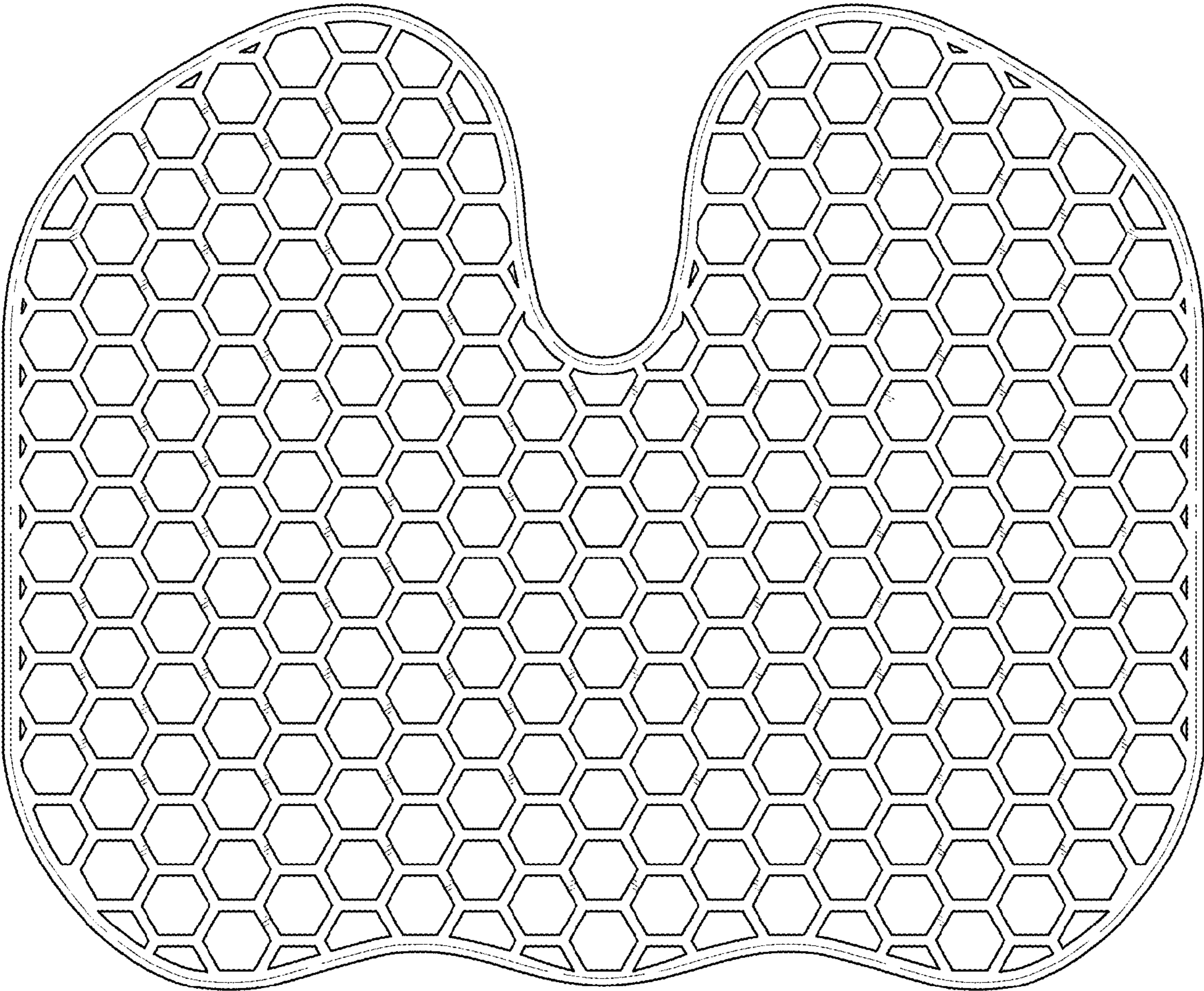


FIG. 4

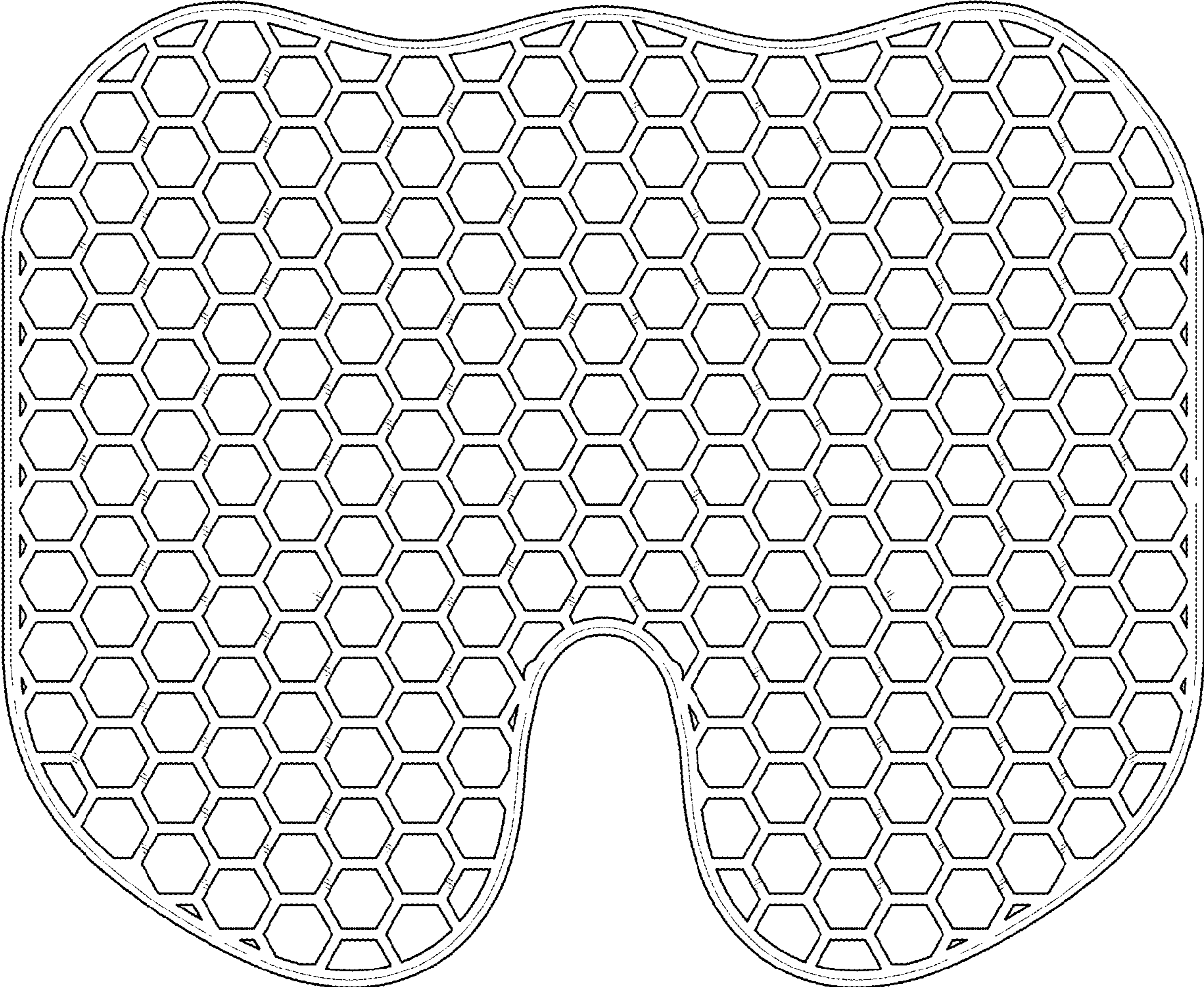


FIG. 5




FIG. 6




FIG. 7