



US00D911069S

(12) **United States Design Patent** (10) **Patent No.:** **US D911,069 S**
Lin (45) **Date of Patent:** **** Feb. 23, 2021**

(54) **CUSHION**
(71) Applicant: **Cheng-Ting Lin**, Tainan (TW)
(72) Inventor: **Cheng-Ting Lin**, Tainan (TW)
(**) Term: **15 Years**
(21) Appl. No.: **29/700,035**
(22) Filed: **Jul. 31, 2019**
(51) **LOC (13) Cl.** **06-09**
(52) **U.S. Cl.**
USPC **D6/601**
(58) **Field of Classification Search**
USPC D6/595-601, 604, 606; D24/183, 190;
D21/803, 809
CPC A47C 20/00; A47C 20/021; A47C 7/742;
A47C 7/021; A47D 15/001; A47D
15/008; A47G 9/00; A47G 9/10; B62J
1/26
See application file for complete search history.

D843,134 S * 3/2019 Goddard D6/601
D853,152 S * 7/2019 Chen D6/601
D868,501 S * 12/2019 Mi D6/601
2009/0307846 A1* 12/2009 Eura A47G 9/10
5/636
2016/0144756 A1* 5/2016 Ito B60N 2/646
297/452.49

* cited by examiner

Primary Examiner — Jennifer L Rempfer
(74) *Attorney, Agent, or Firm* — Raymond Chan

(57) **CLAIM**

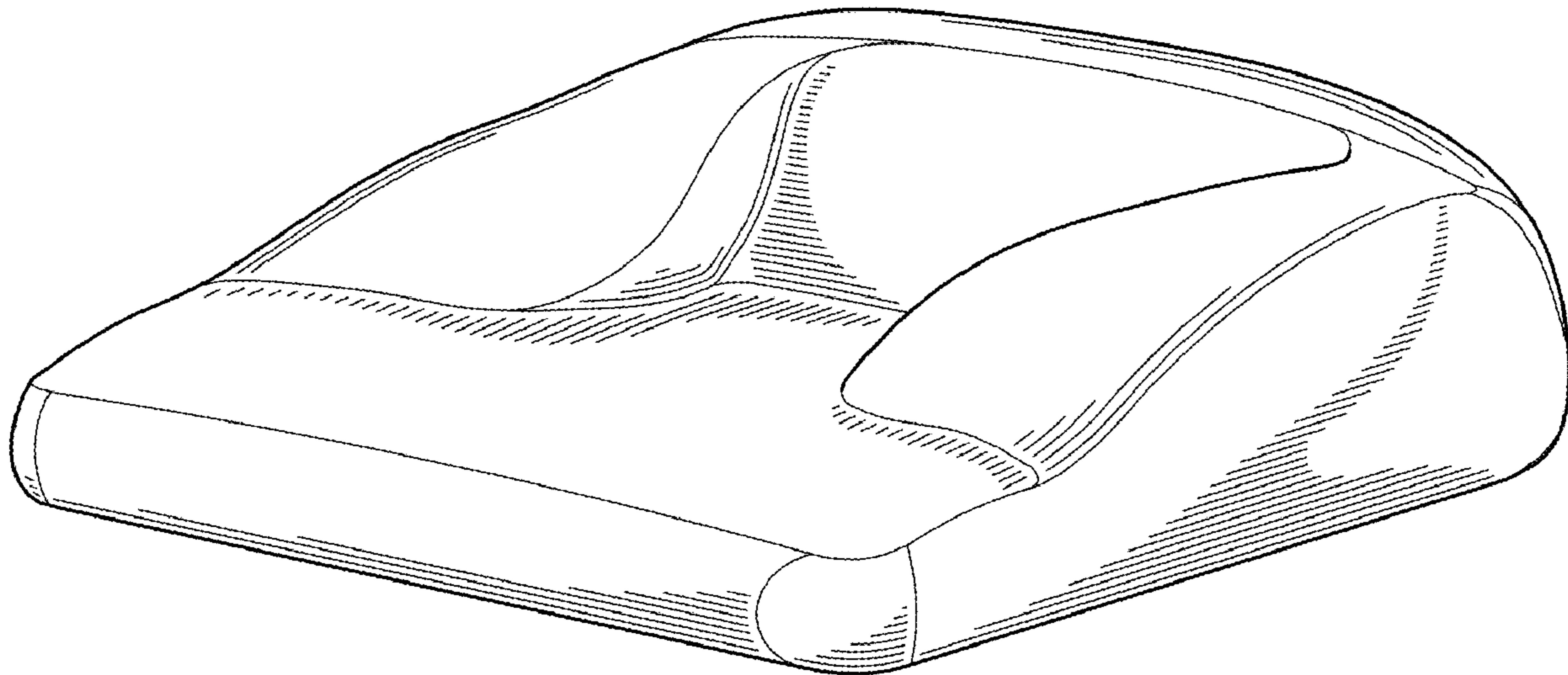
The ornamental design for a cushion, as shown and described.

DESCRIPTION

FIG. 1 is a front perspective view of cushion showing my new design;
FIG. 2 is a front view thereof;
FIG. 3 is a rear view thereof;
FIG. 4 is a left end view thereof;
FIG. 5 is a right end view thereof;
FIG. 6 is a top view thereof;
FIG. 7 is a bottom view thereof; and,
FIG. 8 is a perspective view of the cushion showing my new design connected to a support unit, wherein the broken lines in the drawing is for illustrative purpose only and shows the portion that forms no part of the design to be claimed.

1 Claim, 5 Drawing Sheets

(56) **References Cited**
U.S. PATENT DOCUMENTS
D308,613 S * 6/1990 Clark D6/601
5,395,162 A * 3/1995 Jay A61G 5/1043
297/452.25
D713,656 S * 9/2014 Ezelle D6/601
D750,926 S * 3/2016 Line D6/716.1
D782,849 S * 4/2017 Goddard D6/601
D787,860 S * 5/2017 Goddard D6/601
D836,363 S * 12/2018 Cornelius D6/601



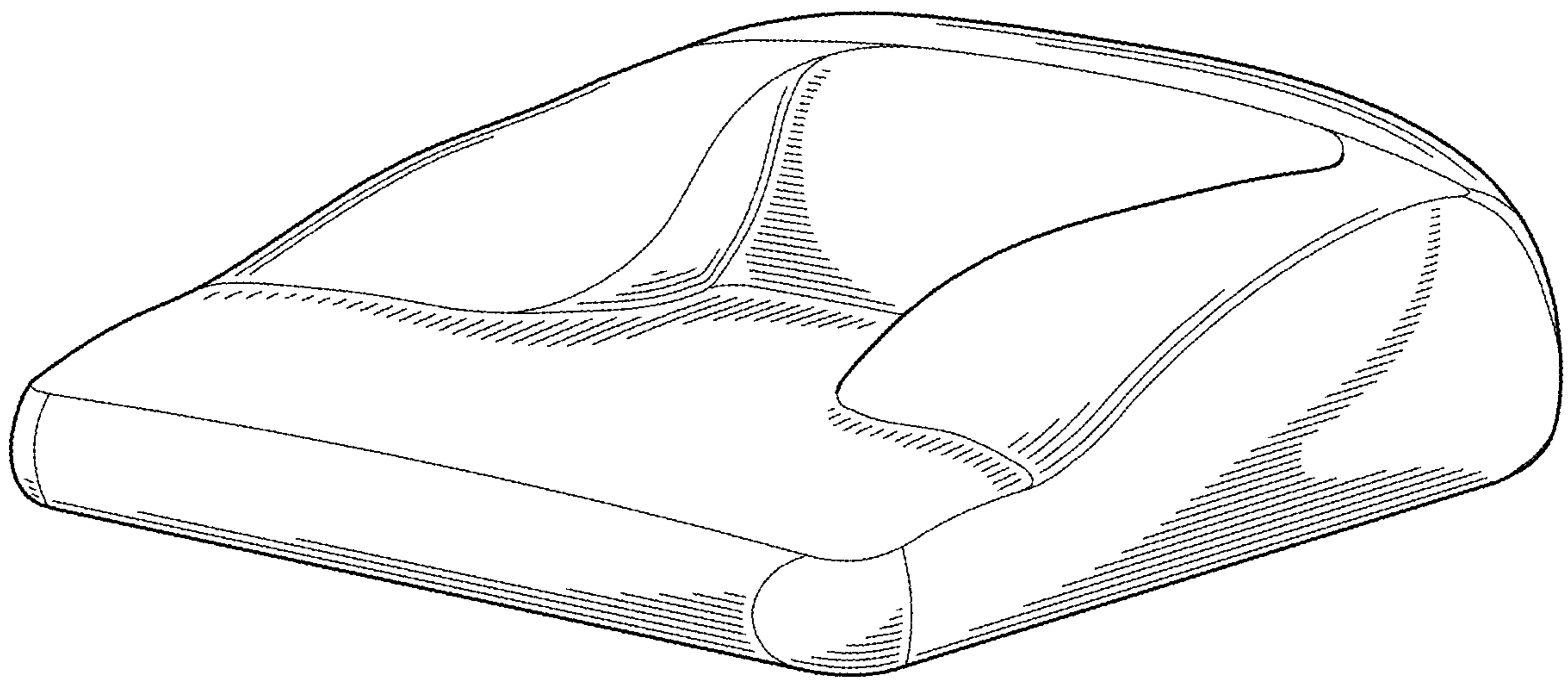


FIG. 1

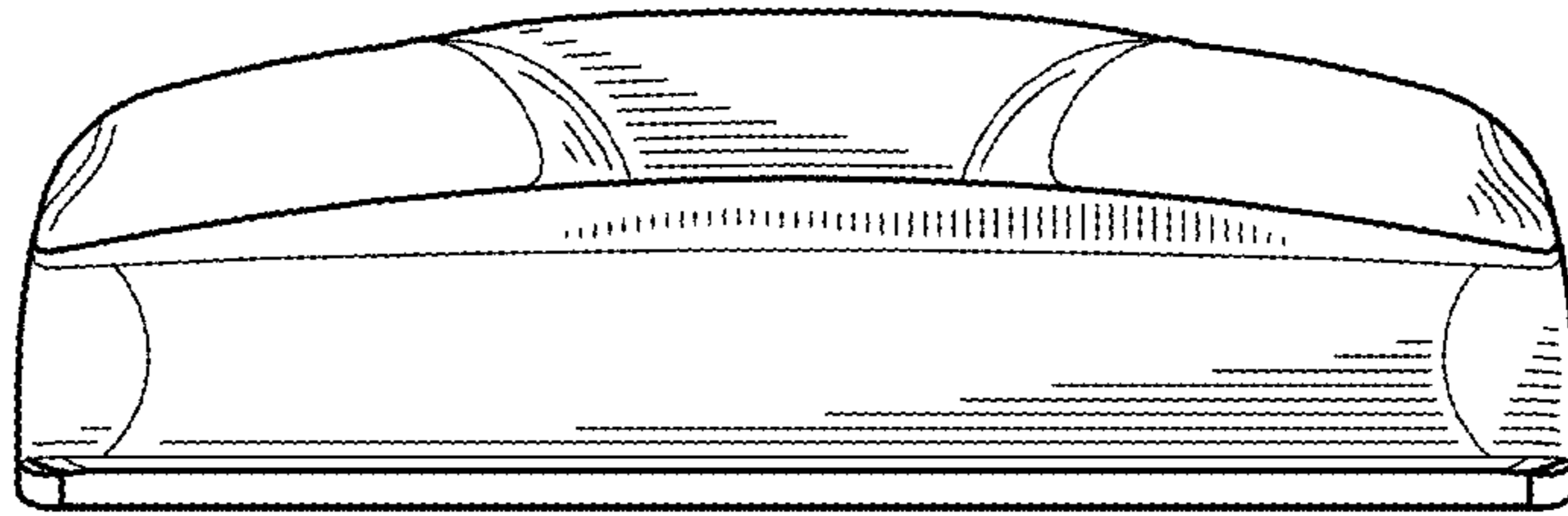


FIG. 2



FIG. 3




FIG. 4




FIG. 5

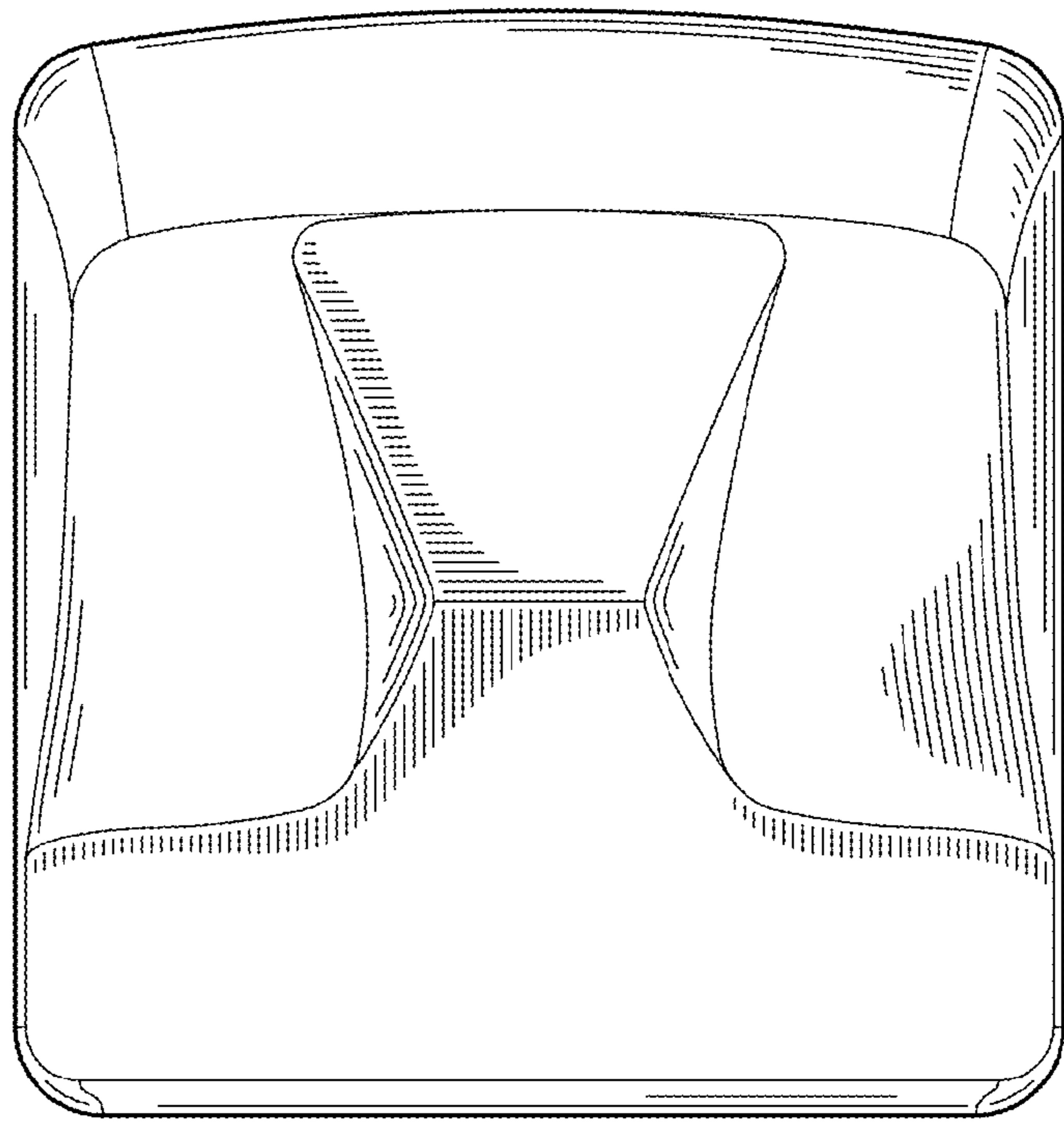


FIG. 6

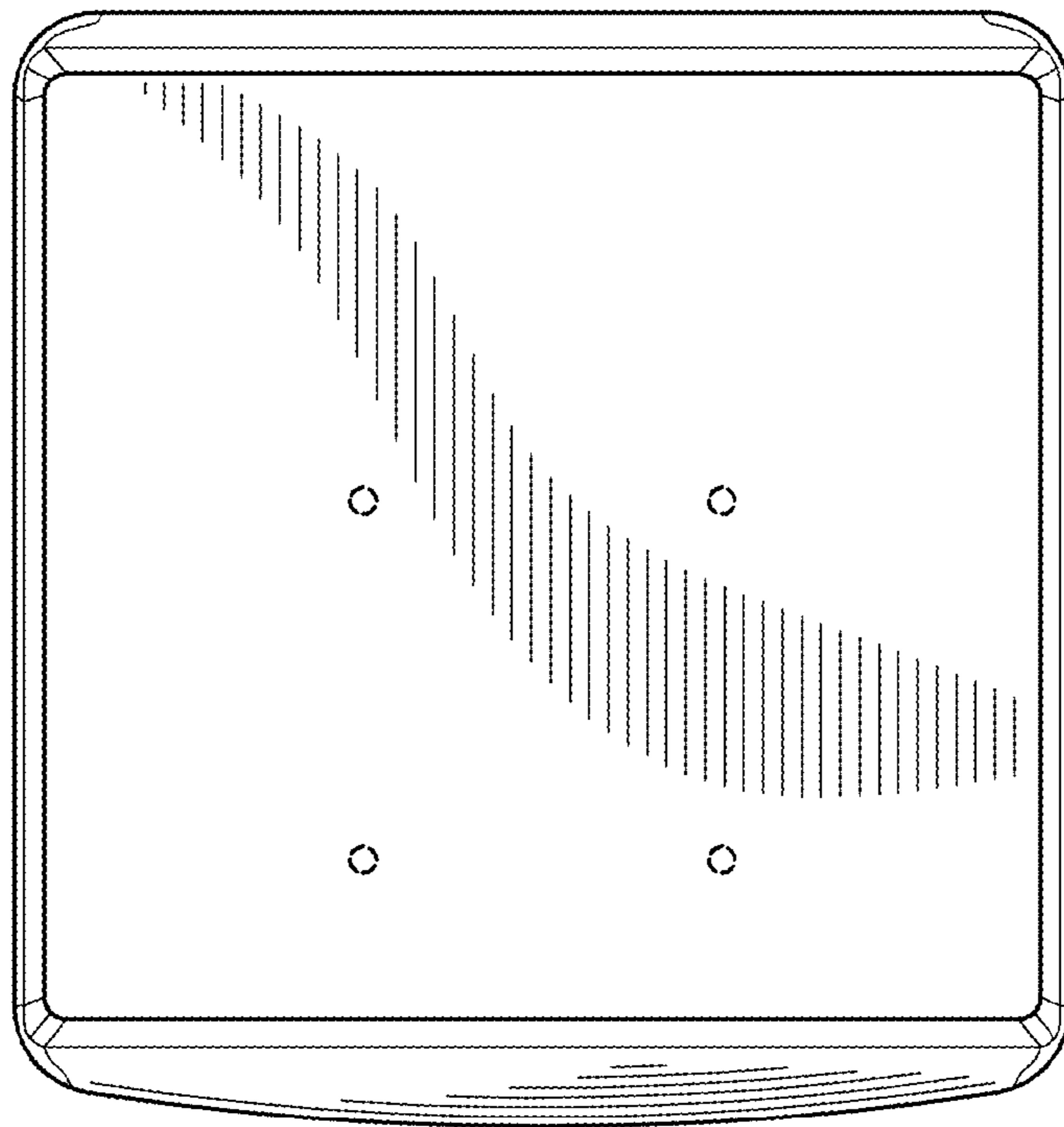


FIG. 7

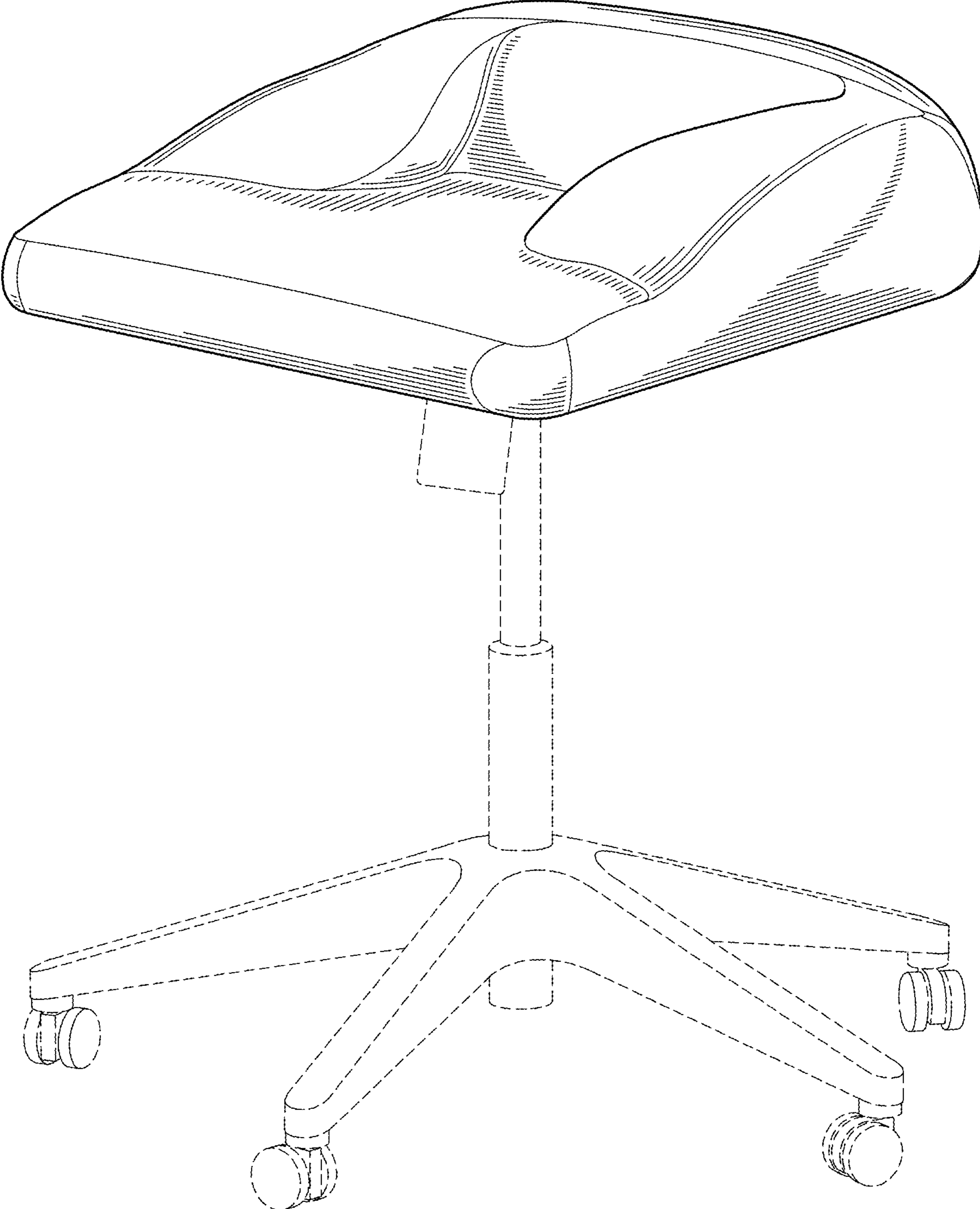


FIG. 8