



US00D911055S

(12) **United States Design Patent**  
**Wang**

(10) **Patent No.:** **US D911,055 S**

(45) **Date of Patent:** **\*\* Feb. 23, 2021**

(54) **CHAIR**

(71) Applicant: **Henglin Home Furnishings Co., Ltd.,**  
Zhejiang (CN)

(72) Inventor: **Jianglin Wang,** Zhejiang (CN)

(73) Assignee: **Henglin Home Furnishings Co., Ltd.,**  
Zhejiang (CN)

(\*\*) Term: **15 Years**

(21) Appl. No.: **29/716,942**

(22) Filed: **Dec. 13, 2019**

(30) **Foreign Application Priority Data**

Sep. 29, 2019 (CN) ..... 201930538742.3

(51) **LOC (13) Cl.** ..... **06-01**

(52) **U.S. Cl.**  
USPC ..... **D6/366**

(58) **Field of Classification Search**

USPC ..... D6/334, 349, 357, 364, 365, 366, 367,  
D6/368, 369, 374, 375, 379, 381, 708.16,  
D6/716.1, 716.4, 716.7

CPC .... A47C 3/12; A47C 3/18; A47C 3/20; A47C  
3/26; A47C 5/02; A47C 5/10; A47C 7/24;  
A47C 7/36; A47C 7/46; A47C 7/18;  
A47C 7/40; A47C 1/03255; A47C 4/42;  
A47C 4/44; A47C 11/00; A47C 11/05

See application file for complete search history.

(56) **References Cited**

**U.S. PATENT DOCUMENTS**

D298,986 S \* 12/1988 Carter ..... D6/356  
D542,547 S \* 5/2007 Su ..... D6/366  
D811,145 S \* 2/2018 Li ..... D6/716  
D861,367 S \* 10/2019 Shen ..... D6/366  
D879,493 S \* 3/2020 Peng ..... D6/366

D879,524 S \* 3/2020 Huang ..... D6/716  
D885,779 S \* 6/2020 Li ..... D6/366  
D893,910 S \* 8/2020 Ko ..... D6/366  
D897,709 S \* 10/2020 Li ..... D6/366

\* cited by examiner

*Primary Examiner* — R. Johnson

(74) *Attorney, Agent, or Firm* — JCIP Global Inc.

(57) **CLAIM**

The ornamental design for a chair, as shown and described.

**DESCRIPTION**

FIG. 1 is a perspective view of a chair showing my new design;

FIG. 2 is a front view thereof;

FIG. 3 is a rear view thereof;

FIG. 4 is a left side view thereof;

FIG. 5 is a right side view thereof; and,

FIG. 6 is a top view thereof.

A bottom view thereof is omitted since it does not contain ornamental features. The heavy broken line showing of stitch lines in FIGS. 1-6 forms portions of the claimed design, while the light broken line portions of the chair in in FIGS. 1-6 represent unclaimed portions of the claimed design and form no part thereof.

**1 Claim, 6 Drawing Sheets**



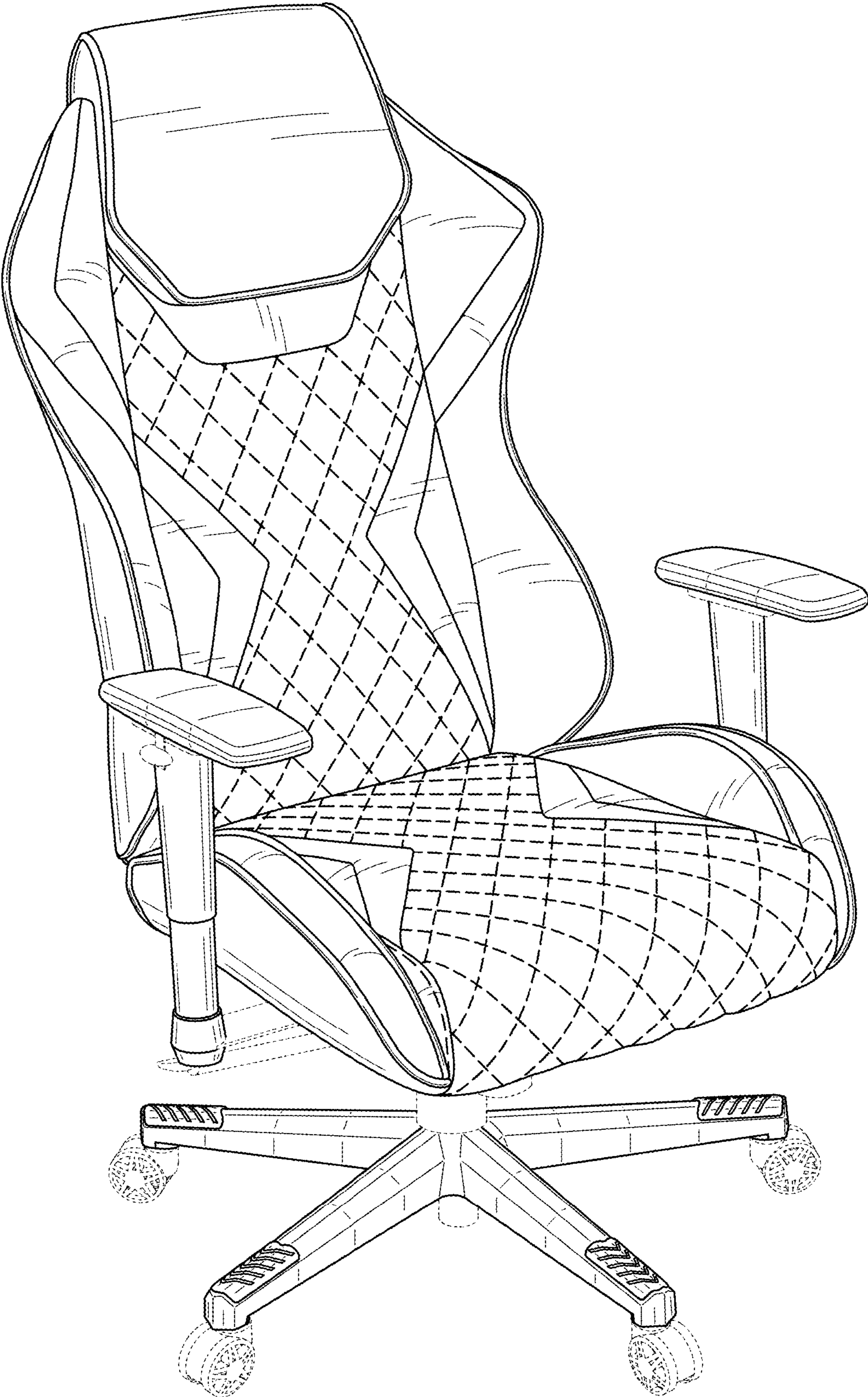


FIG. 1

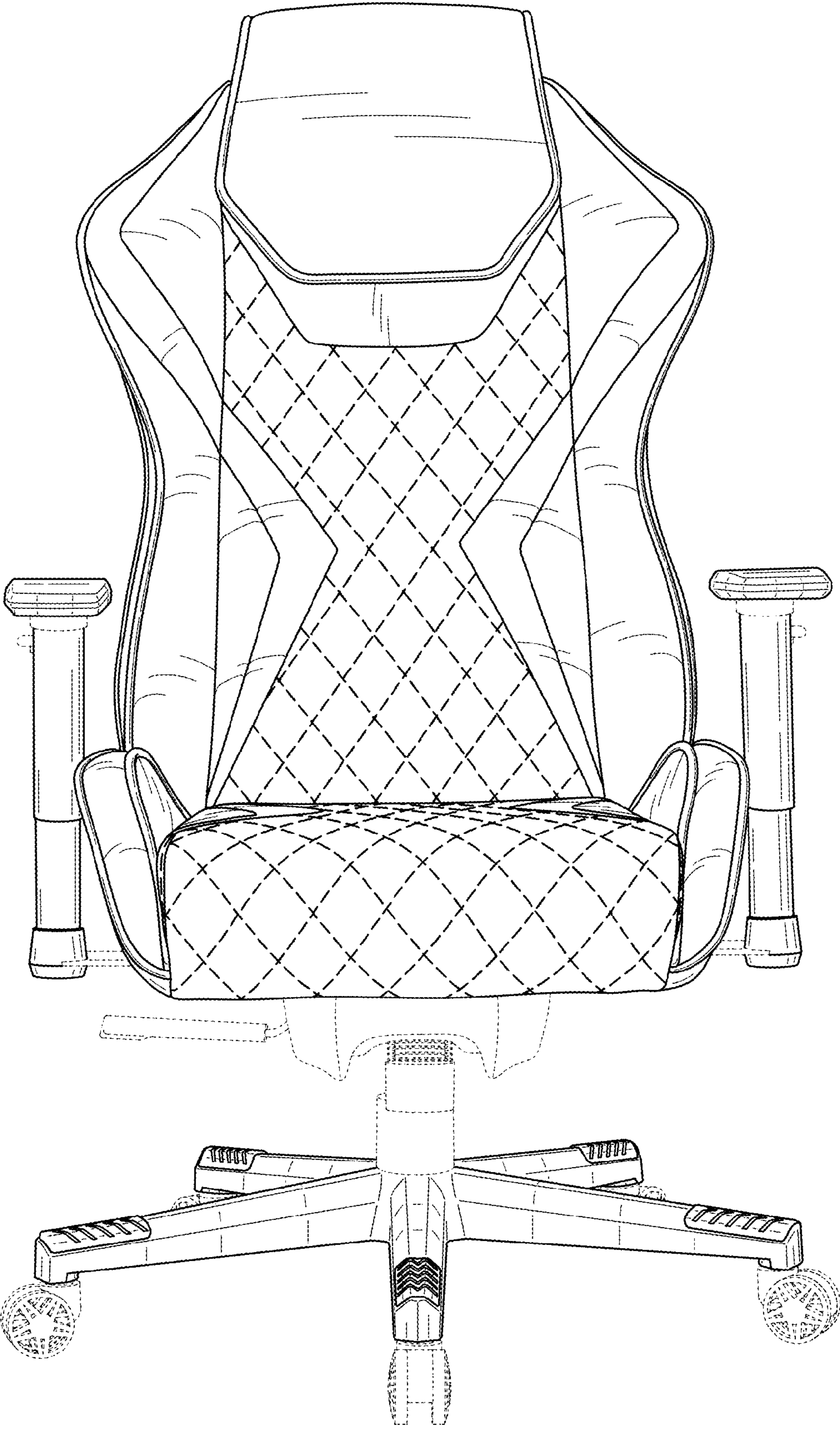


FIG. 2

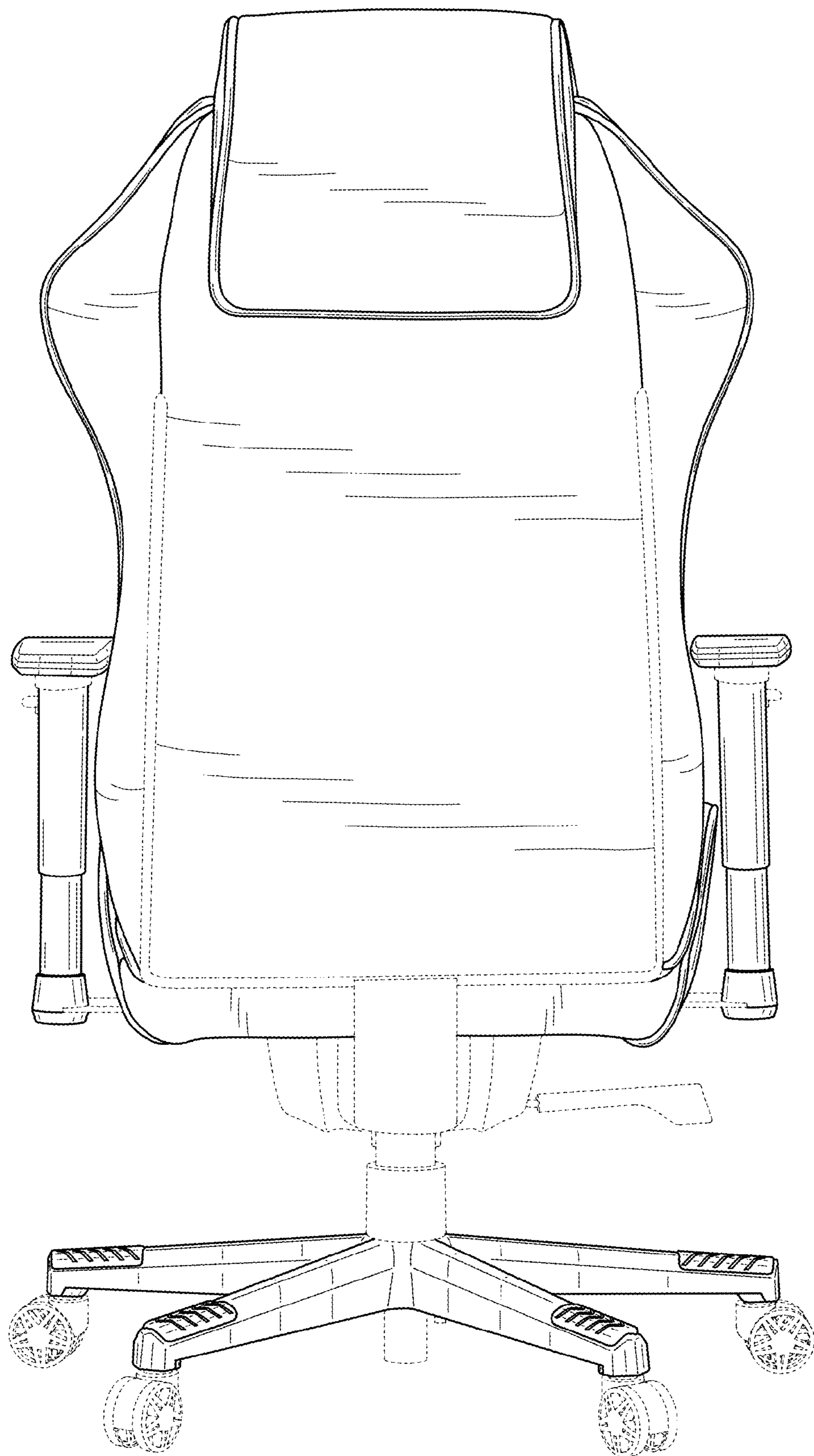


FIG. 3

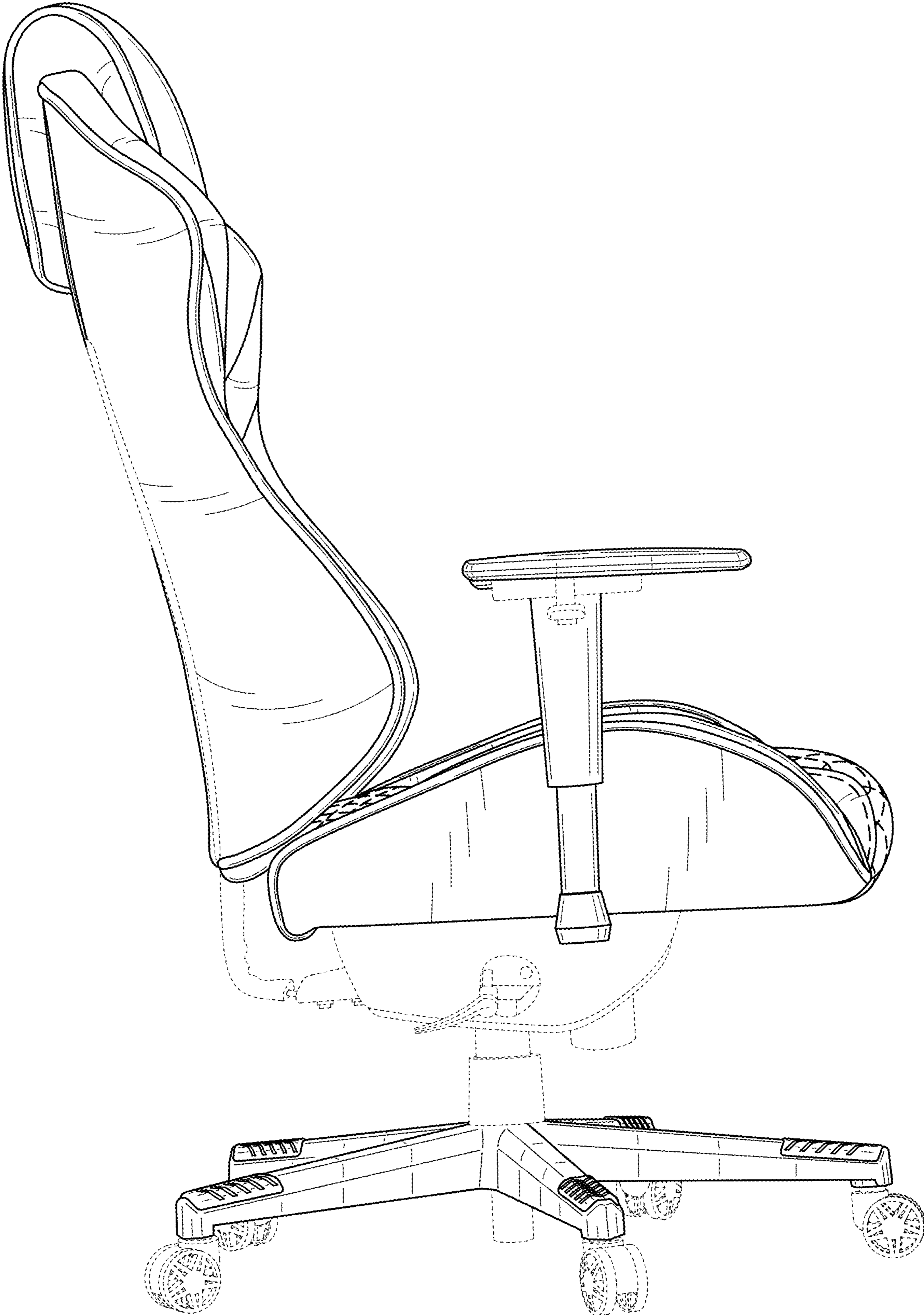


FIG. 4

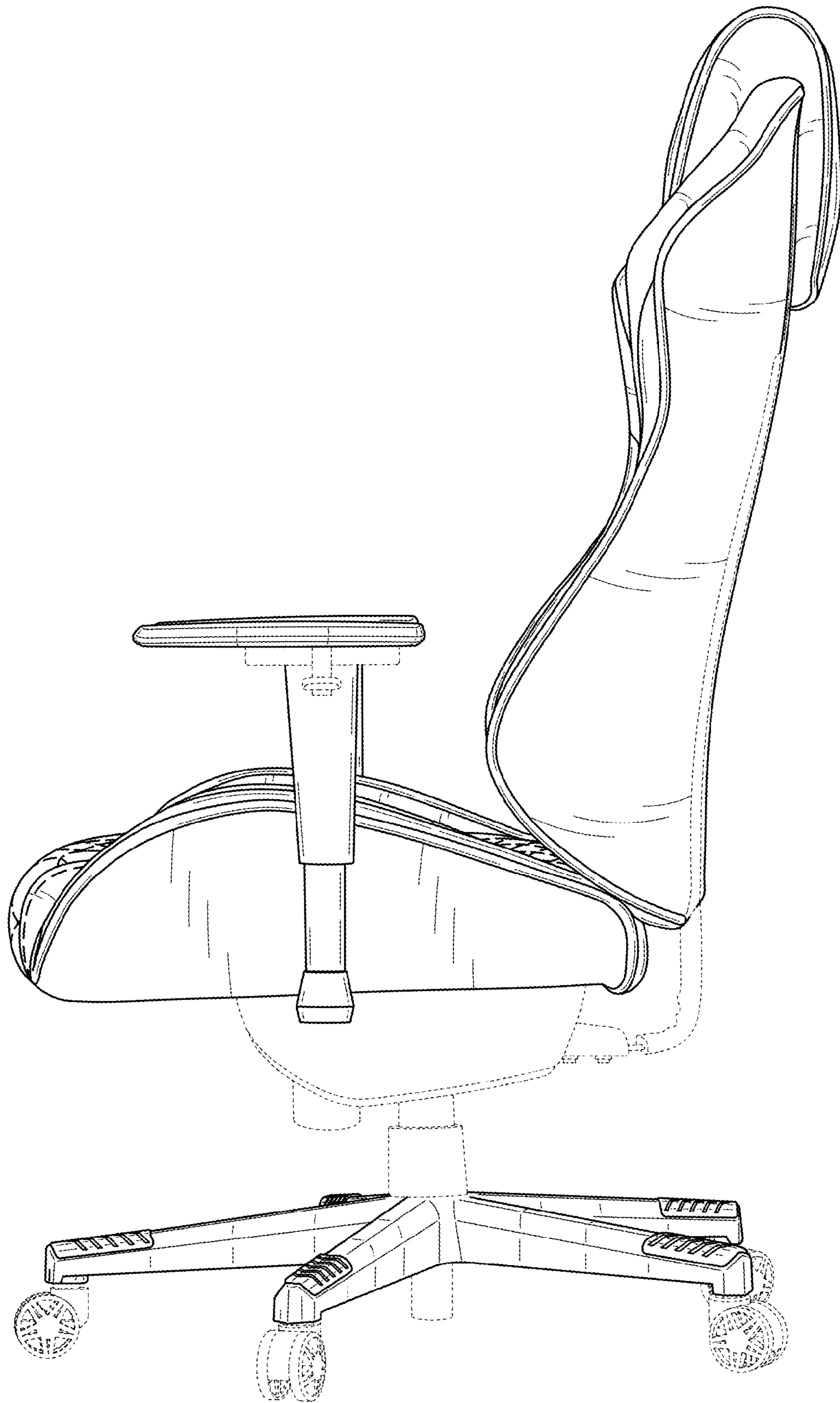


FIG. 5

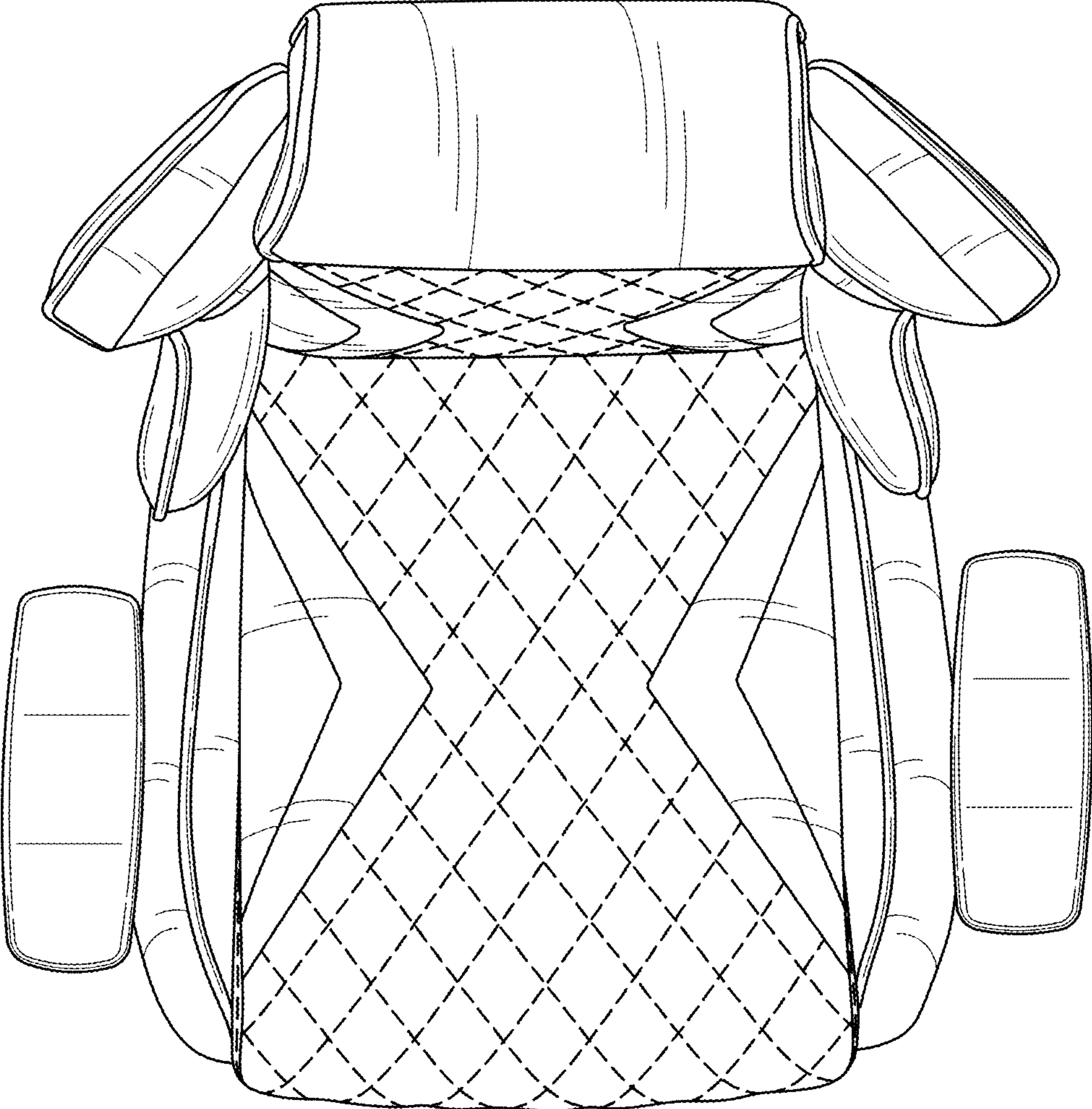


FIG. 6