



US00D911054S

(12) **United States Design Patent**
Chen

(10) **Patent No.:** **US D911,054 S**

(45) **Date of Patent:** **** Feb. 23, 2021**

- (54) **OFFICE CHAIR**
- (71) Applicant: **NINGBO MEIYING ELECTRONIC,**
Zhejiang (CN)
- (72) Inventor: **Fang Chen,** Zhejiang (CN)
- (**) Term: **15 Years**
- (21) Appl. No.: **29/695,697**
- (22) Filed: **Jun. 21, 2019**
- (51) **LOC (13) Cl.** **06-01**
- (52) **U.S. Cl.**
USPC **D6/366**
- (58) **Field of Classification Search**
USPC D6/356, 364, 365, 366, 367, 379, 716,
D6/716.4, 716.7; D21/521, 695
CPC A47C 1/03294; A47C 1/034; A47C 1/032;
A47C 1/031; A47C 1/023; A47C 3/029;
A47C 3/027; A47C 3/04; A47C 3/02;
A47C 3/12; A47C 4/03; A47C 4/04;
A47C 5/12; A47C 7/029; A47C 7/02;
A47C 7/18; A47C 7/28; A47C 7/32;
A47C 7/38; A47C 7/40; A47C 7/44;
A47C 7/46; A47C 7/54; A47C 7/425;
A47C 7/445; A47C 31/023; A47C 31/04;
B60R 2/0284; B60R 2/062; B60R 22/001;
B60R 22/24; B60R 22/28; B60R 22/58;
B60R 22/64; B60R 22/68; B60R 22/80;
B60R 22/99; B60R 22/245; B60R 22/643;
B60R 22/646; B60R 22/665; B60R
22/686; B60R 22/688; B60R 22/803;
B60R 22/986; B60R 22/914; B60R
22/995; F16B 2/08; F16B 45/00; Y10S
297/01; A47D 13/10
See application file for complete search history.

- (56) **References Cited**
U.S. PATENT DOCUMENTS
D544,720 S * 6/2007 Berbegal Perez D6/366
D575,085 S * 8/2008 Su D6/366

- D575,969 S * 9/2008 Su D6/366
- D580,689 S * 11/2008 Su D6/366
- D581,708 S * 12/2008 Su D6/366
- D603,196 S * 11/2009 Su D6/366
- D641,561 S * 7/2011 Tsai D6/366
- D676,254 S * 2/2013 Chen D6/366
- D677,068 S * 3/2013 Chen D6/366
- D691,407 S * 10/2013 Nakamura D6/366
- D715,068 S * 10/2014 Chan D6/366
- D725,951 S * 4/2015 Tsai D6/716.4
- D736,533 S * 8/2015 Ballendat D6/366
- D741,099 S * 10/2015 Igarashi D6/716.4
- 9,592,757 B2 * 3/2017 Machael A47C 1/03
- D815,868 S * 4/2018 Romero D6/716
- D823,018 S * 7/2018 Li D6/366
- D853,768 S * 7/2019 Brueske D6/716
- D879,491 S * 3/2020 Wang D6/366
- D880,182 S * 4/2020 Wang D6/366
- 2019/0216224 A1 * 7/2019 Machael A47C 5/12

* cited by examiner

Primary Examiner — Kevin K Rudzinski
Assistant Examiner — Paul D Bohannon
(74) *Attorney, Agent, or Firm* — ZANIP

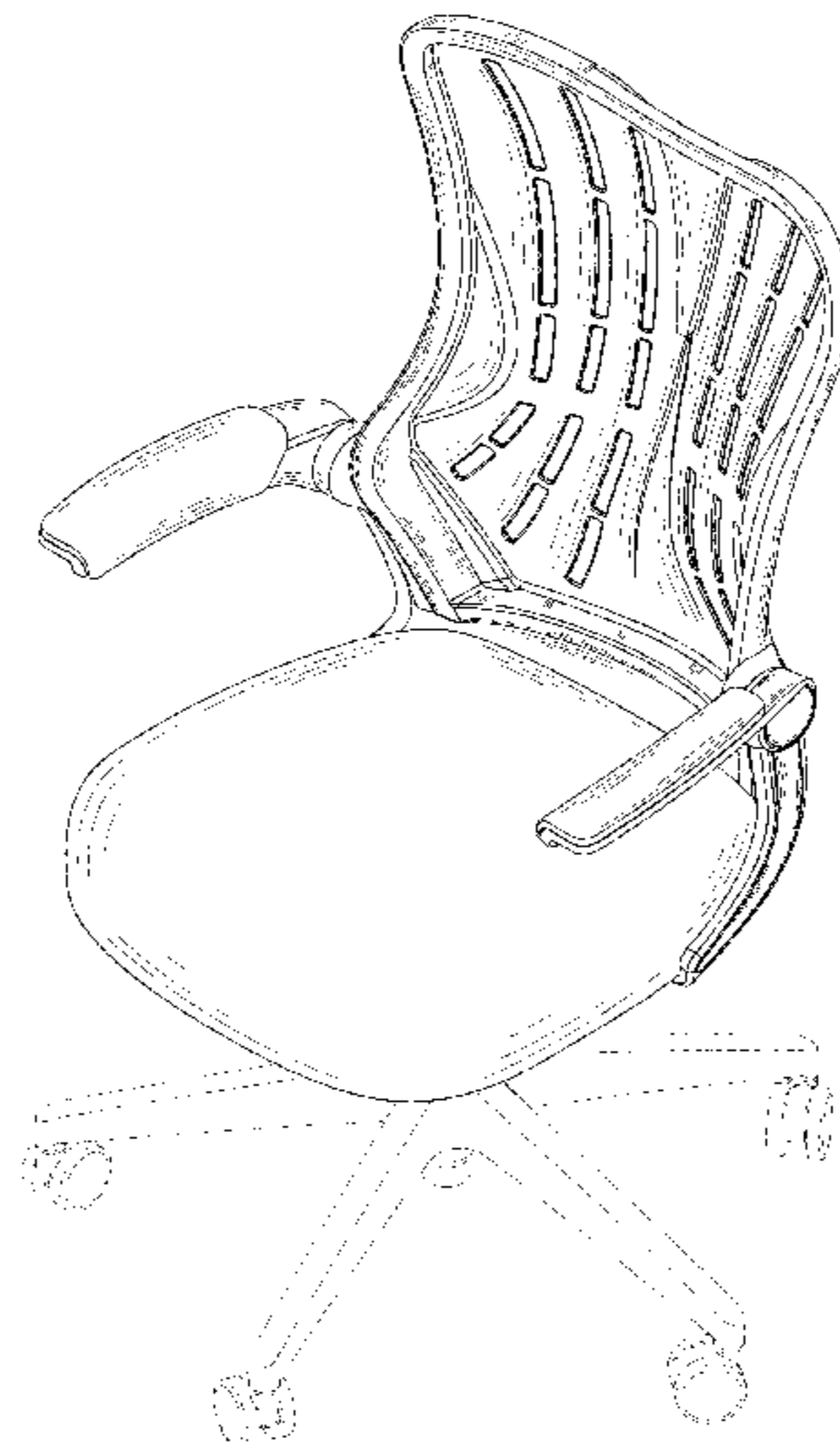
(57) **CLAIM**

The ornamental design for an office chair, as shown and described.

DESCRIPTION

FIG. 1 is a perspective view of an office chair showing my design;
FIG. 2 is a front view thereof;
FIG. 3 is a back view thereof;
FIG. 4 is a left side view thereof;
FIG. 5 is a right side view thereof;
FIG. 6 is a top view thereof; and,
FIG. 7 is a bottom view thereof.
The broken lines shown in the drawings depict portions of the office chair in which the design is embodied that form no part of the claimed design.

1 Claim, 7 Drawing Sheets



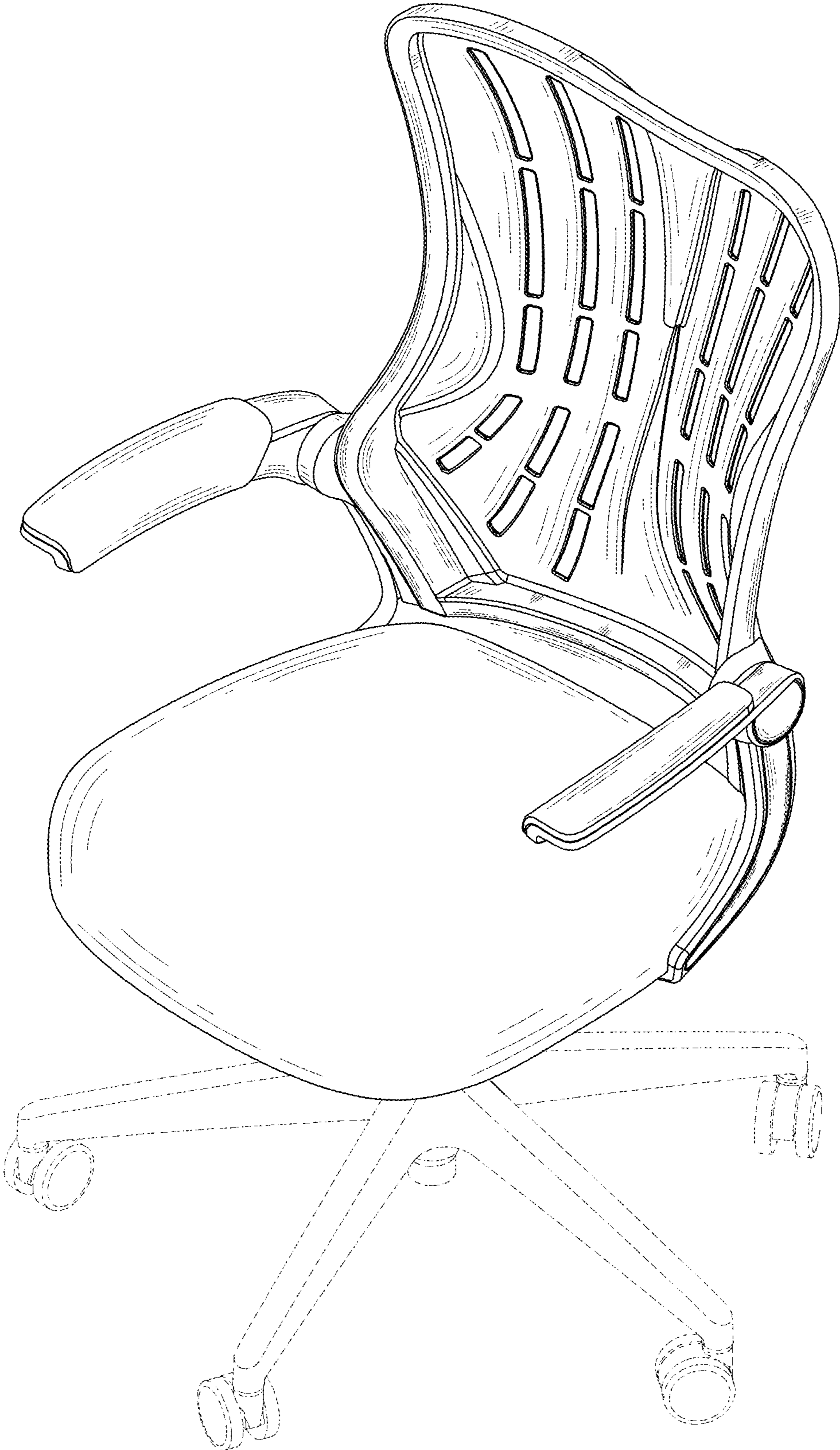


FIG. 1

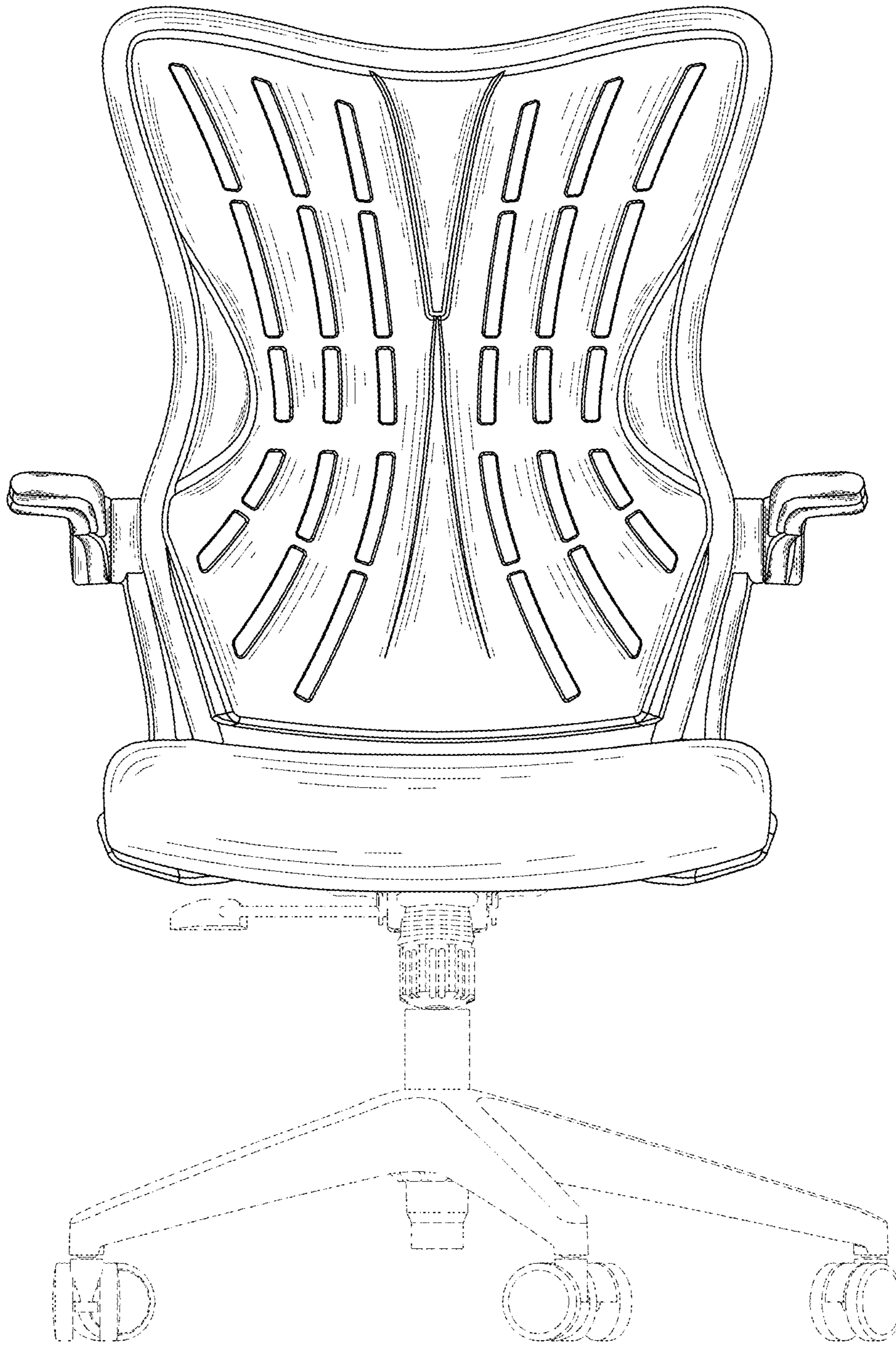


FIG. 2

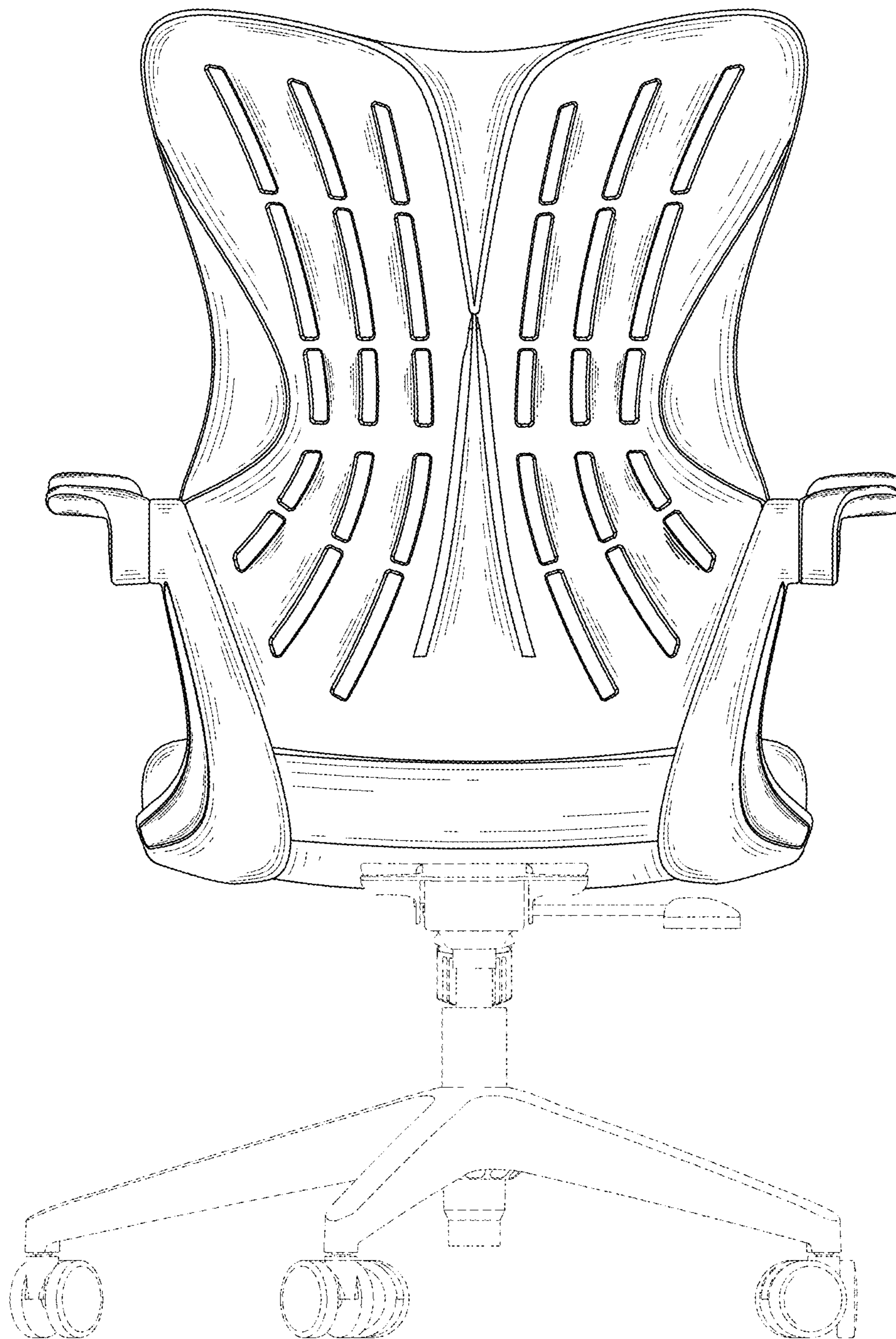


FIG. 3

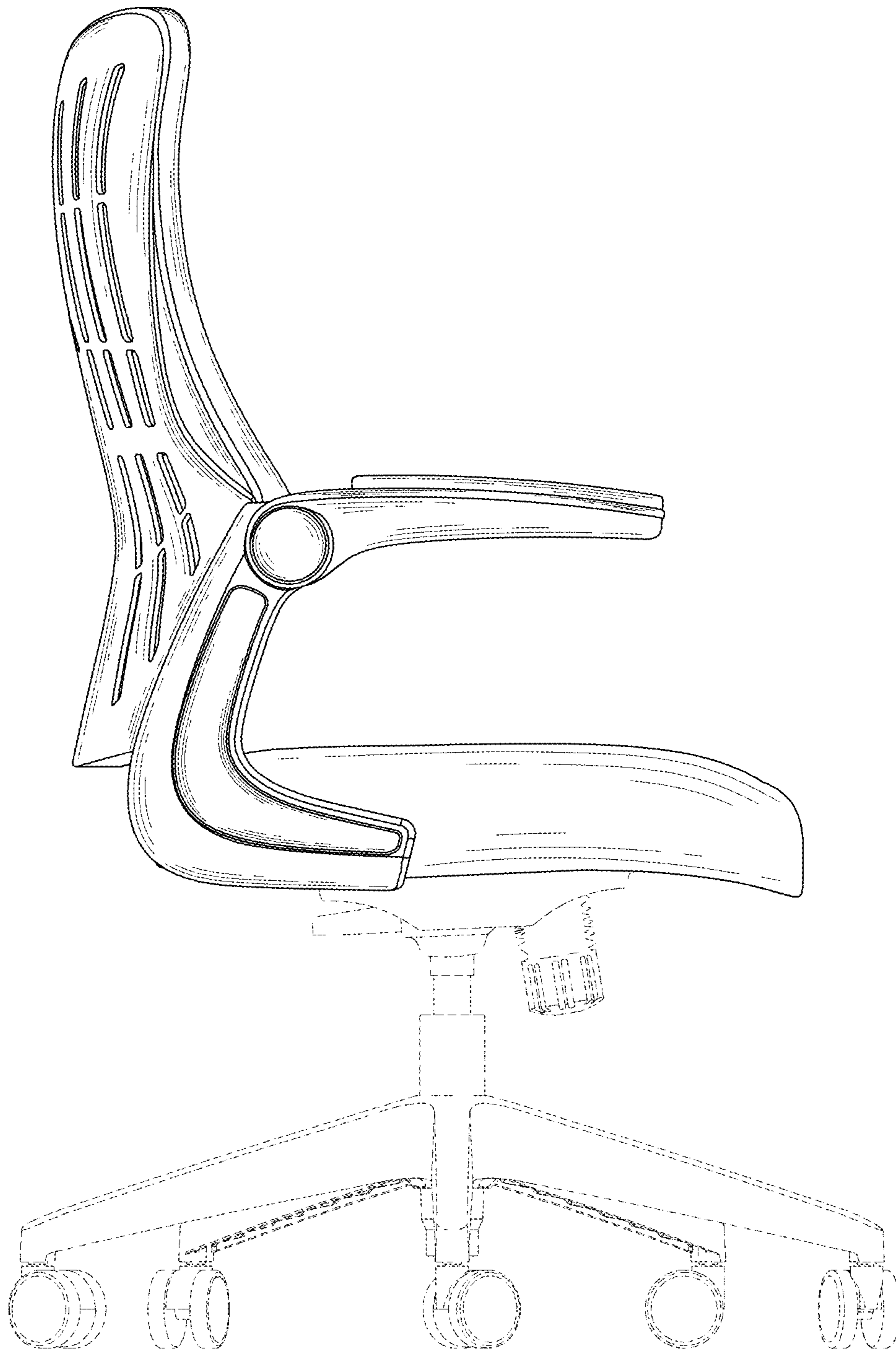


FIG. 4

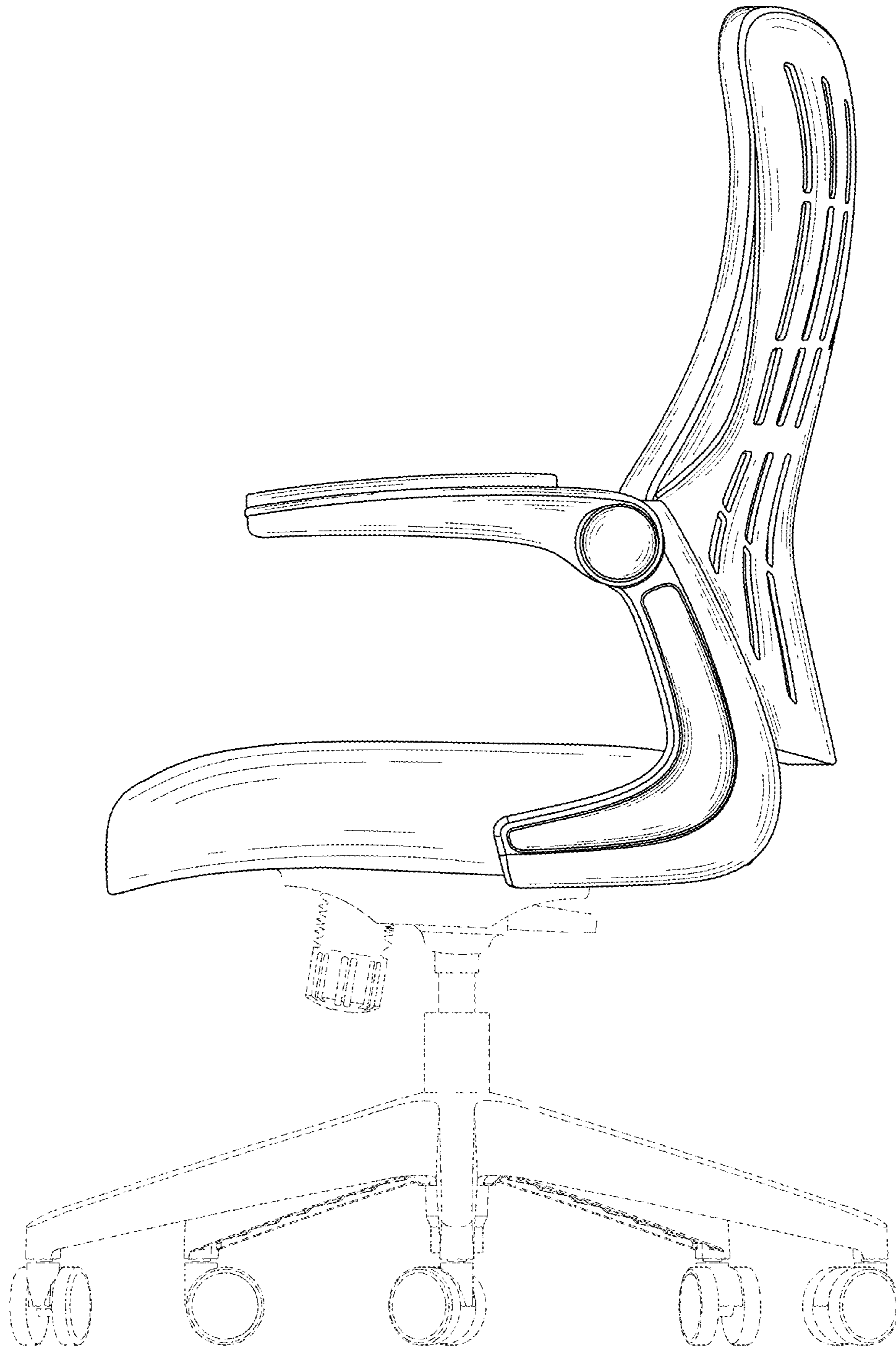


FIG. 5




FIG. 6

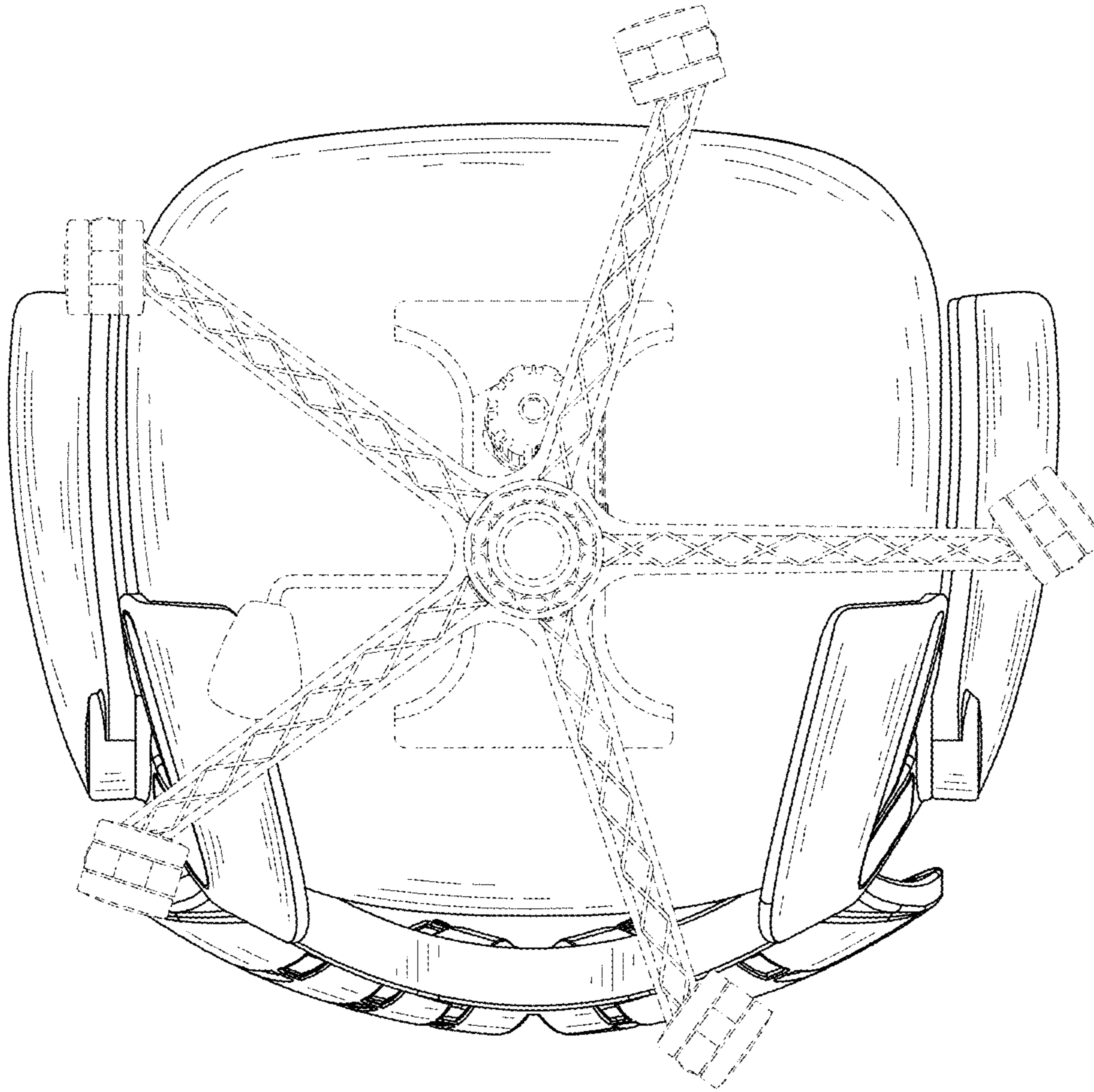


FIG. 7