



US00D911018S

(12) **United States Design Patent** (10) **Patent No.:** **US D911,018 S**
Fisher (45) **Date of Patent:** **** Feb. 23, 2021**

(54) **CANTILEVER UMBRELLA**
(71) Applicant: **Unicrest Group Limited**, Whangarei (NZ)
(72) Inventor: **James Fisher**, Dunedin (NZ)
(**) Term: **15 Years**
(21) Appl. No.: **29/681,476**
(22) Filed: **Feb. 26, 2019**
(51) **LOC (13) Cl.** **03-03**
(52) **U.S. Cl.**
USPC **D3/5**
(58) **Field of Classification Search**
USPC D3/5, 6
CPC ... A45B 2011/005; A45B 17/00; A45B 23/00;
A45B 2023/0012; A45B 2023/0031;
A45B 2023/0037; A45B 2023/0043;
A45B 2023/0068
See application file for complete search history.

6,966,667 B2 * 11/2005 Li A45B 3/04
135/910
D518,629 S * 4/2006 Ma D3/5
D602,686 S * 10/2009 Patzak D3/10
D609,453 S * 2/2010 Liu D3/5
D621,600 S * 8/2010 He D3/5
D629,603 S * 12/2010 Liu D3/5
D638,622 S * 5/2011 He D3/5
8,104,492 B2 * 1/2012 Dan A45B 23/00
135/20.3
D738,610 S * 9/2015 Ma D3/10
9,167,873 B2 * 10/2015 May A45B 23/00
9,220,325 B2 * 12/2015 Ma A45B 23/00
9,289,038 B2 * 3/2016 Ma A45B 25/08
D759,367 S * 6/2016 Zaccaro D3/5
9,380,844 B1 * 7/2016 Luo A45B 25/08
9,433,268 B2 * 9/2016 Ma A45B 17/00
9,565,907 B2 * 2/2017 Ma A45B 25/02
D808,635 S * 1/2018 Ma D3/10
D809,283 S * 2/2018 Ma D3/10
D809,284 S * 2/2018 Ma D3/10
D813,524 S * 3/2018 Ma D3/10
D814,172 S * 4/2018 Ma D3/10

(Continued)

Primary Examiner — Steven J Czyz
(74) *Attorney, Agent, or Firm* — Wright, Lindsey & Jennings LLP; K. Brandon Middleton

(56) **References Cited**
U.S. PATENT DOCUMENTS

3,120,238 A * 2/1964 Glatz A45B 17/00
135/21
D398,443 S * 9/1998 Bolle D3/5
6,305,394 B1 * 10/2001 Reese A45B 11/00
135/20.1
6,321,763 B1 * 11/2001 Ma A45B 23/00
135/20.1
6,401,735 B1 * 6/2002 Chou A45B 23/00
135/20.1
6,619,306 B2 * 9/2003 Ma A45B 23/00
135/20.3
6,694,993 B2 * 2/2004 Chou A45B 23/00
135/98
6,923,194 B2 * 8/2005 Li A45B 3/00
135/16

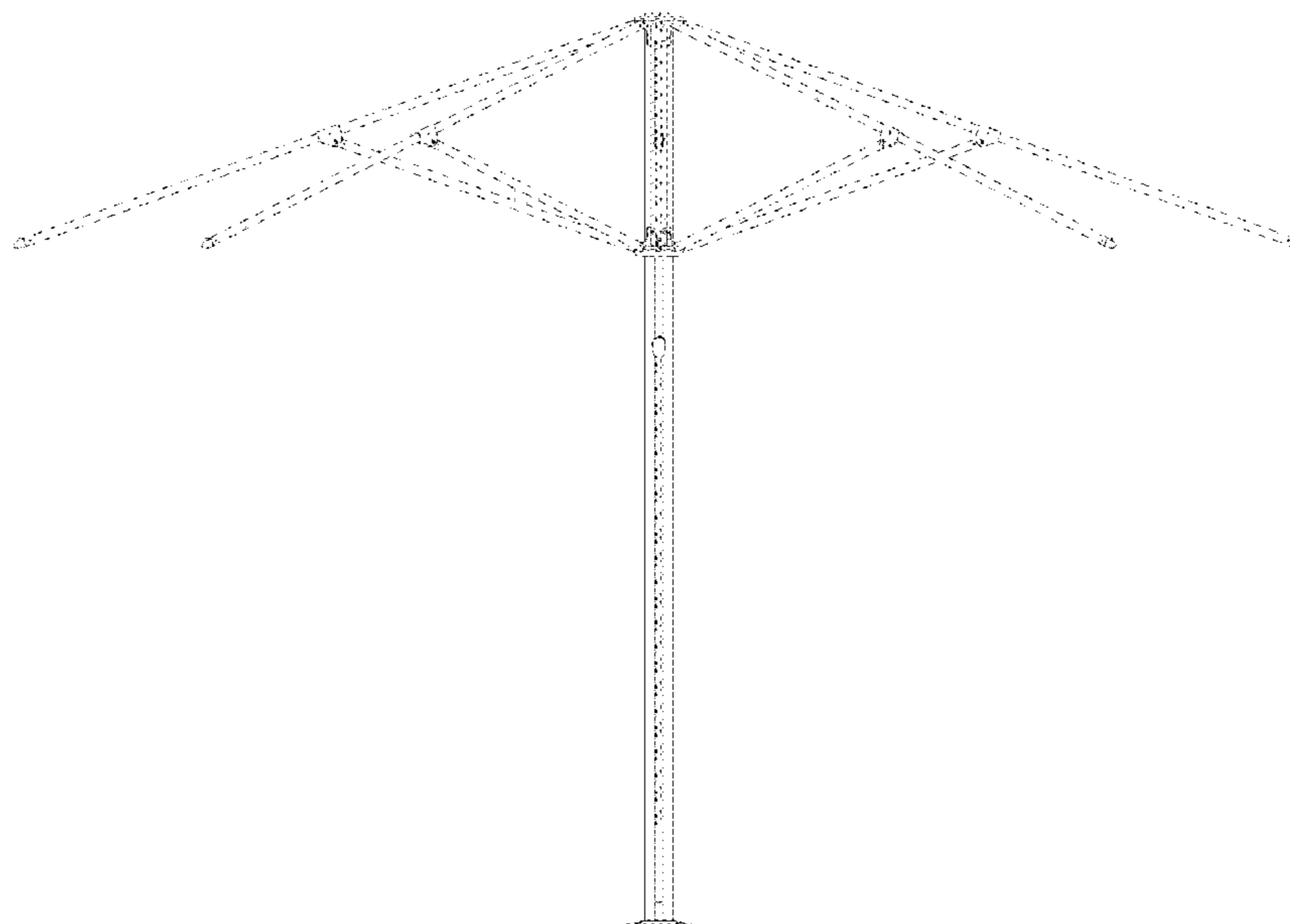
(57) **CLAIM**

The ornamental design for a cantilever umbrella, as shown and described.

DESCRIPTION

FIG. 1 is a front view of a cantilever umbrella.
FIG. 2 is a perspective view thereof.
FIG. 3 is a right side view thereof and the left side view being a mirror image thereof.
FIG. 4 is a top view thereof; and,
FIG. 5 is a bottom view thereof.
The broken lines depict portions of the article that form no part of the claimed design.

1 Claim, 5 Drawing Sheets



(56)

References Cited

U.S. PATENT DOCUMENTS

D814,782	S *	4/2018	Ma	D3/10
9,930,942	B2 *	4/2018	Ma	A45B 23/00
9,957,728	B2 *	5/2018	Ma	A45B 23/00
D820,581	S *	6/2018	Ma	D3/10
10,060,615	B2 *	8/2018	Luo	A45B 23/00
D833,136	S *	11/2018	Ma	D3/10
10,136,709	B2 *	11/2018	Ma	A45B 23/00
10,524,550	B2 *	1/2020	Zhu	A45B 25/18
10,537,161	B1 *	1/2020	Volin	A45B 25/10

* cited by examiner

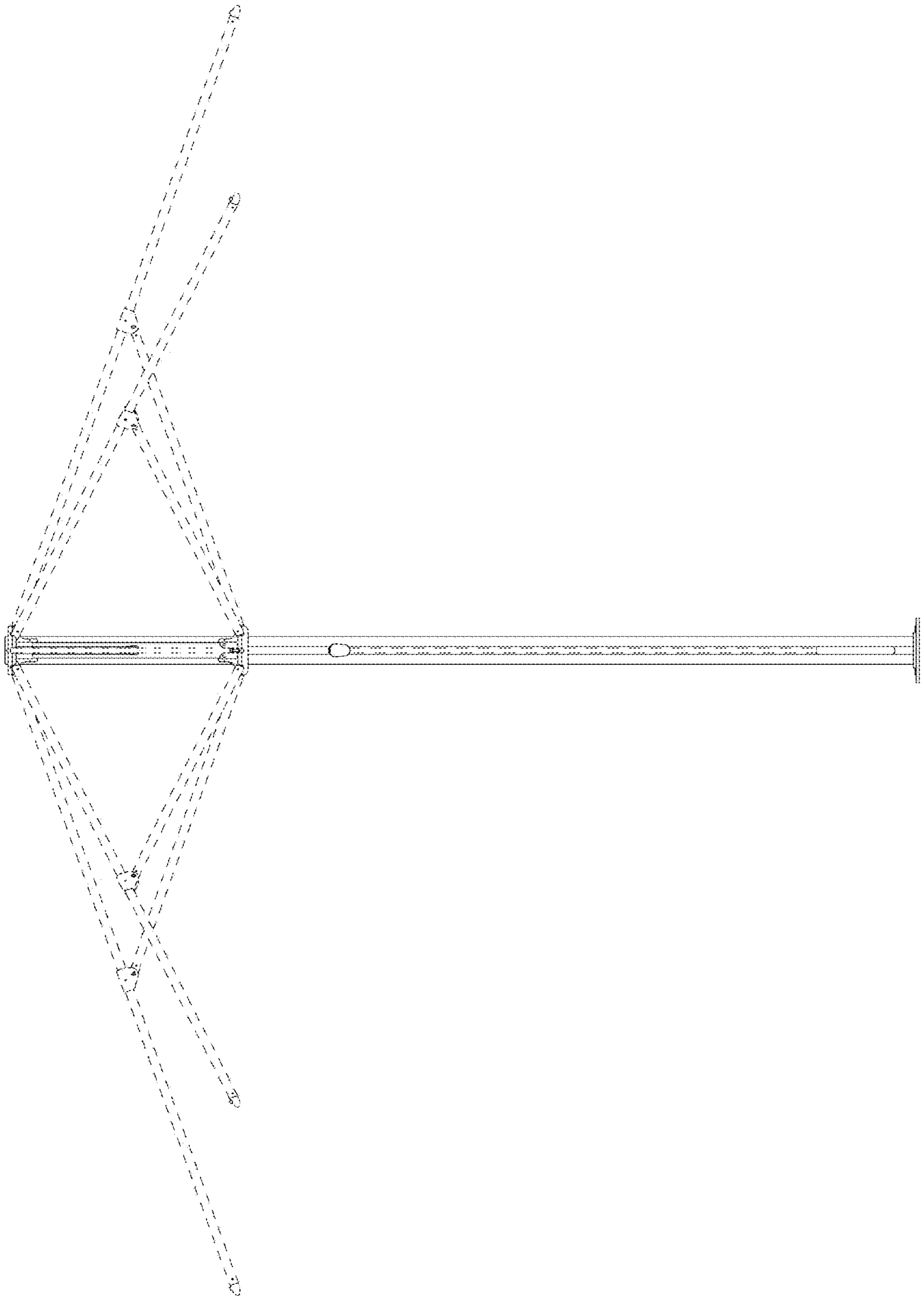


FIG. 1

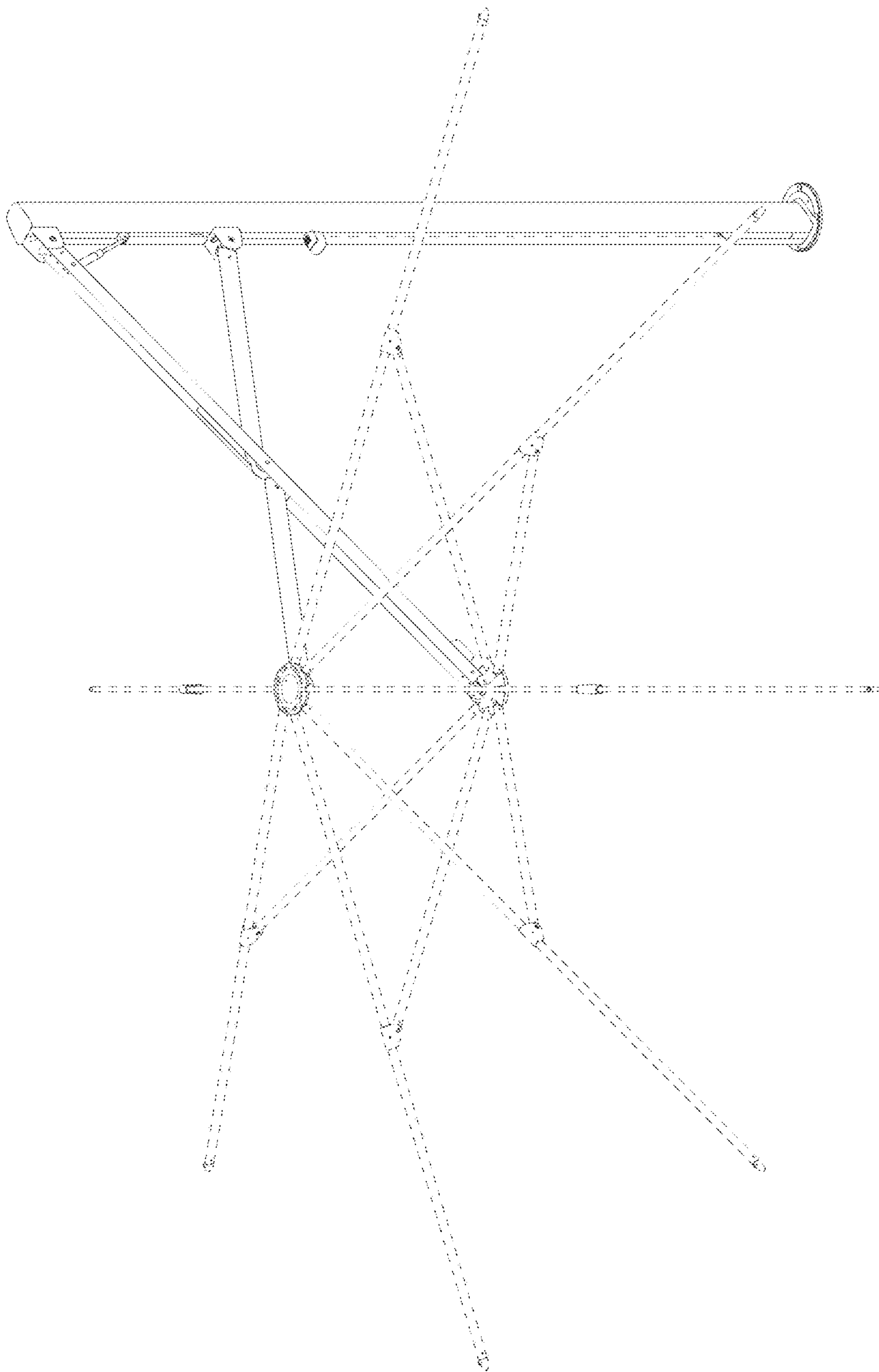


FIG. 2

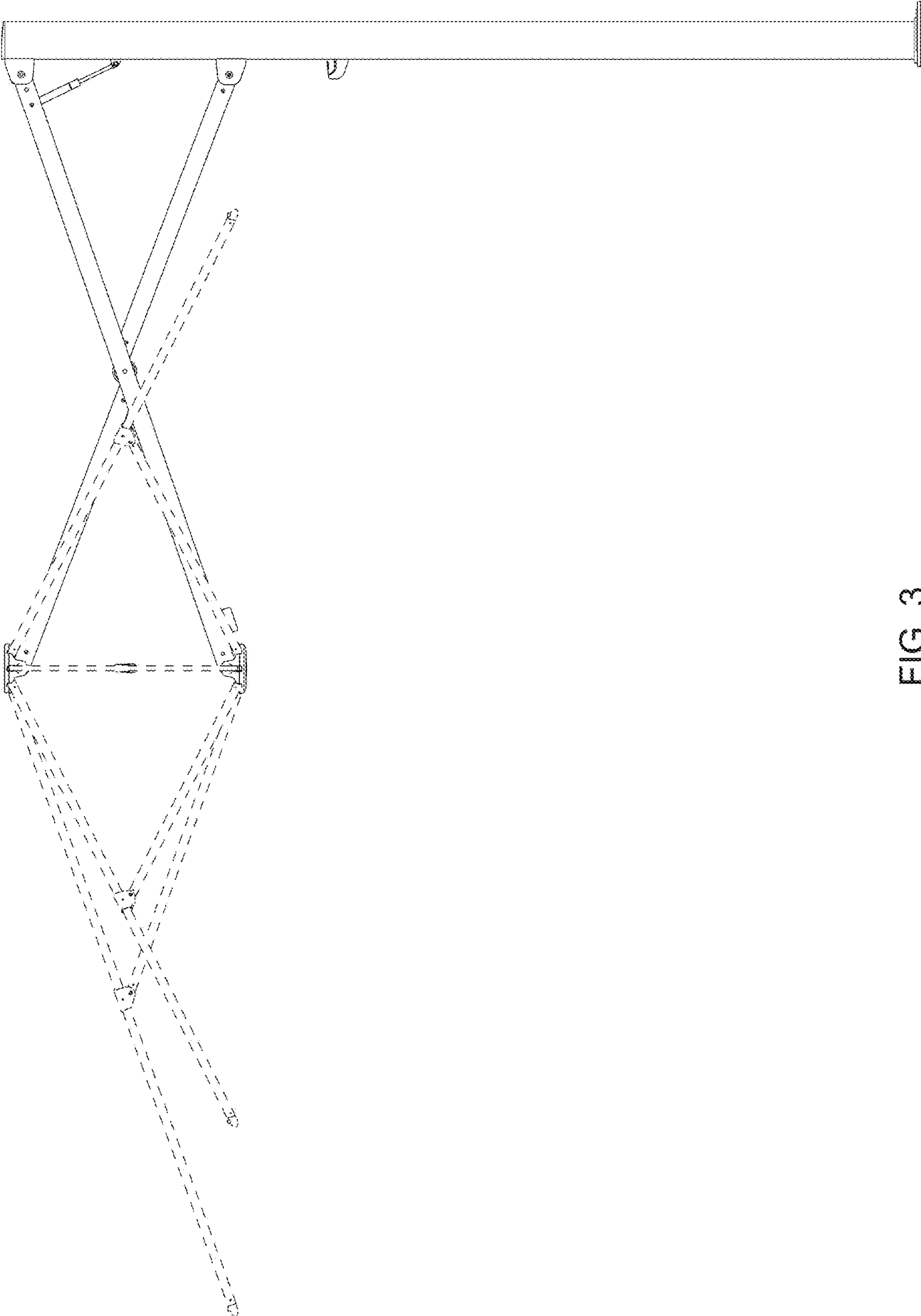


FIG. 3

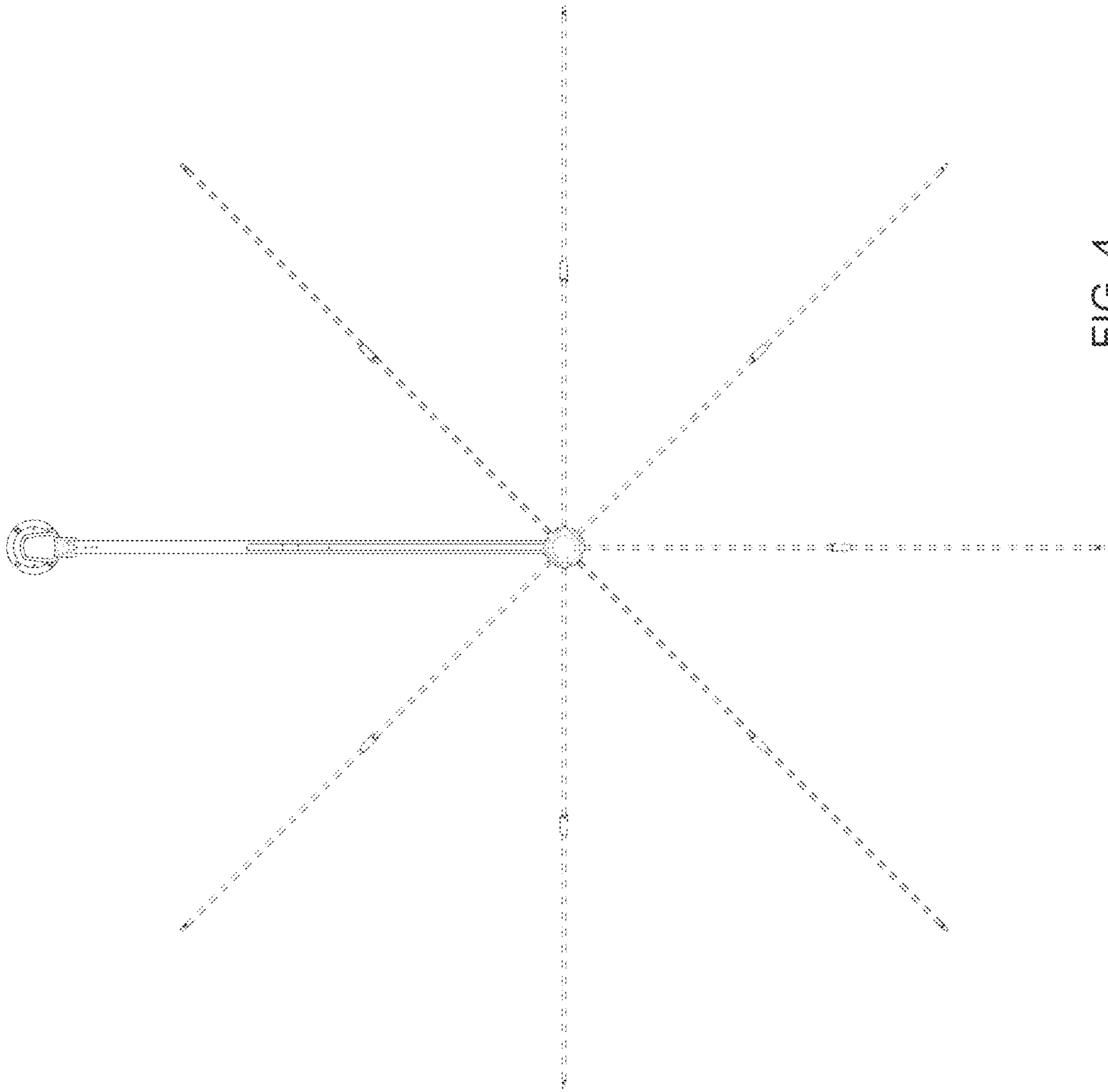


FIG. 4

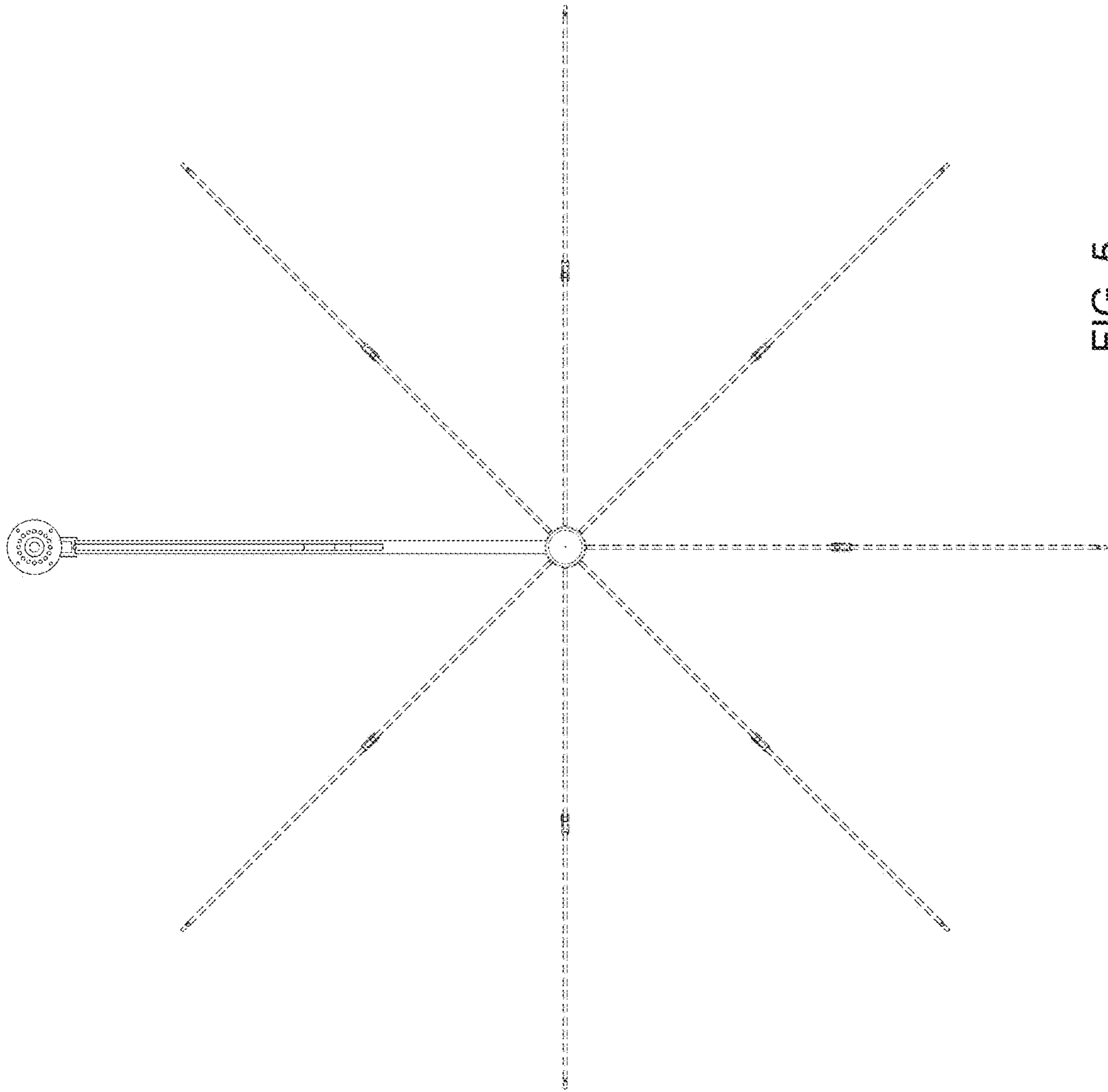


FIG. 5