



US00D911007S

(12) **United States Design Patent** (10) **Patent No.:** **US D911,007 S**
Gibson et al. (45) **Date of Patent:** **** Feb. 23, 2021**

(54) **SHOE**
(71) Applicant: **NIKE, Inc.**, Beaverton, OR (US)
(72) Inventors: **Lee Gibson**, Beaverton, OR (US);
Colin Behr, Portland, OR (US)
(73) Assignee: **NIKE, Inc.**, Beaverton, OR (US)
(**) Term: **15 Years**
(21) Appl. No.: **29/701,765**
(22) Filed: **Aug. 14, 2019**
(51) **LOC (13) Cl.** **02-04**
(52) **U.S. Cl.**
USPC **D2/972**
(58) **Field of Classification Search**
USPC D2/896, 902, 904, 906-908, 969,
D2/972-974, 977
CPC A43B 23/02; A43B 13/181; A43B 13/141;
A43B 13/186; A43B 13/188; A43B
23/26; A43B 1/04; A43B 23/00; A43B
5/00
See application file for complete search history.

D379,030 S * 5/1997 Egelja D2/969
D395,351 S * 6/1998 Teague D2/972
D406,690 S * 3/1999 Vestuti D2/916
D541,515 S * 5/2007 Lane, III D2/906
D700,428 S * 3/2014 Kuerbis D2/972
D783,264 S * 4/2017 Hoellmueller D2/973
D799,807 S * 10/2017 Sokol D2/972
D809,767 S * 2/2018 McCullagh D2/972
D814,773 S * 4/2018 Durflinger D2/972
D828,686 S * 9/2018 Hoellmueller D2/972
D858,946 S * 9/2019 Eugene D2/896
D875,378 S * 2/2020 Blauer D2/973

* cited by examiner

Primary Examiner — Cynthia Ramirez
Assistant Examiner — Laura H Yu
(74) *Attorney, Agent, or Firm* — Banner & Witcoff, Ltd.

(57) **CLAIM**

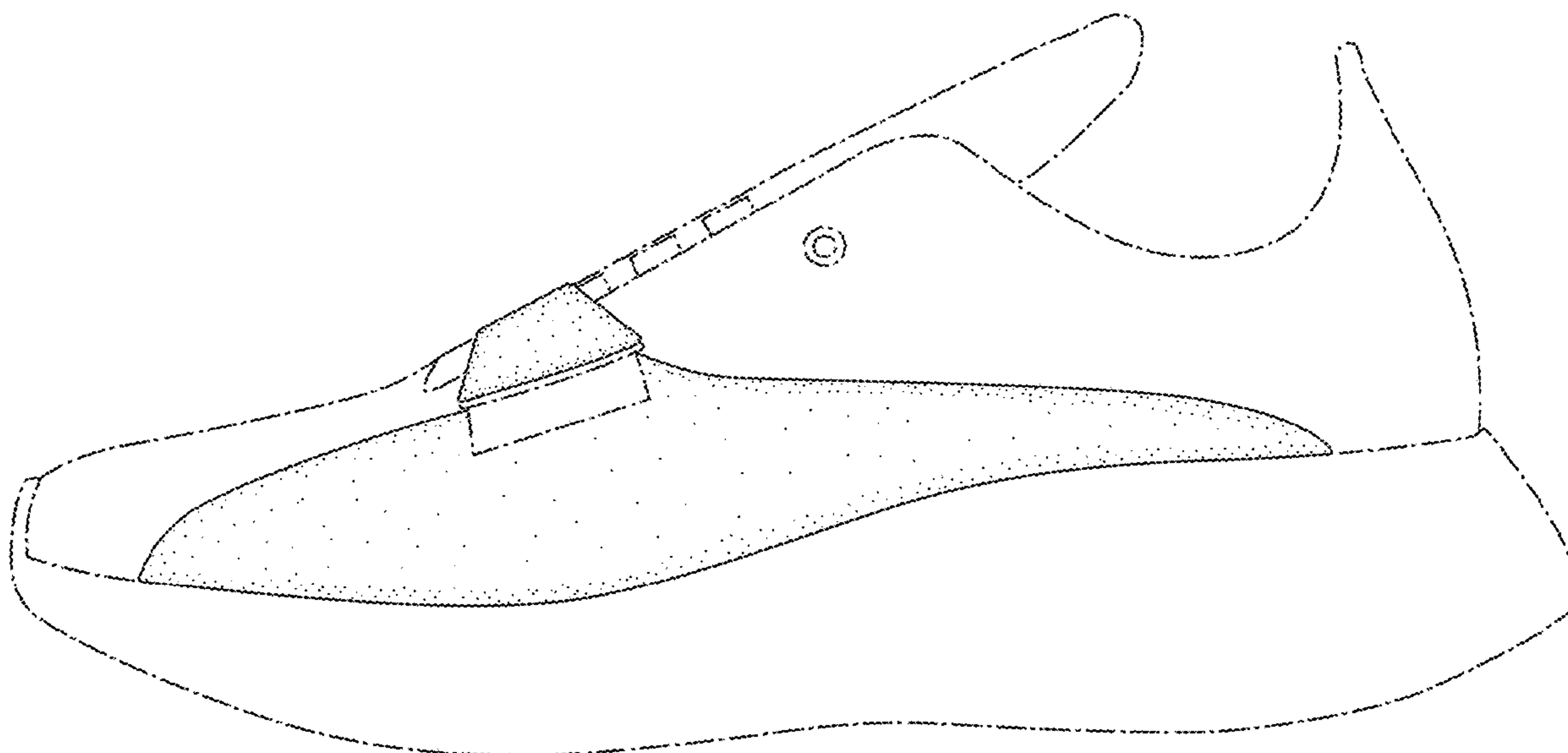
The ornamental design for a shoe, as shown and described.

DESCRIPTION

FIG. 1 is a front perspective view of a shoe showing our new design;
FIG. 2 is a side view thereof; and,
FIG. 3 is a rear perspective view thereof.
The broken lines immediately adjacent to the shaded area define the bounds of the claimed design and form no part thereof. The broken lines depicting the remainder of the shoe show features that form no part of the claimed design.

1 Claim, 3 Drawing Sheets

(56) **References Cited**
U.S. PATENT DOCUMENTS
D287,301 S 12/1986 Tong
D296,837 S * 7/1988 Brown D2/973
D342,821 S 1/1994 Avar
D343,722 S 2/1994 Lucas



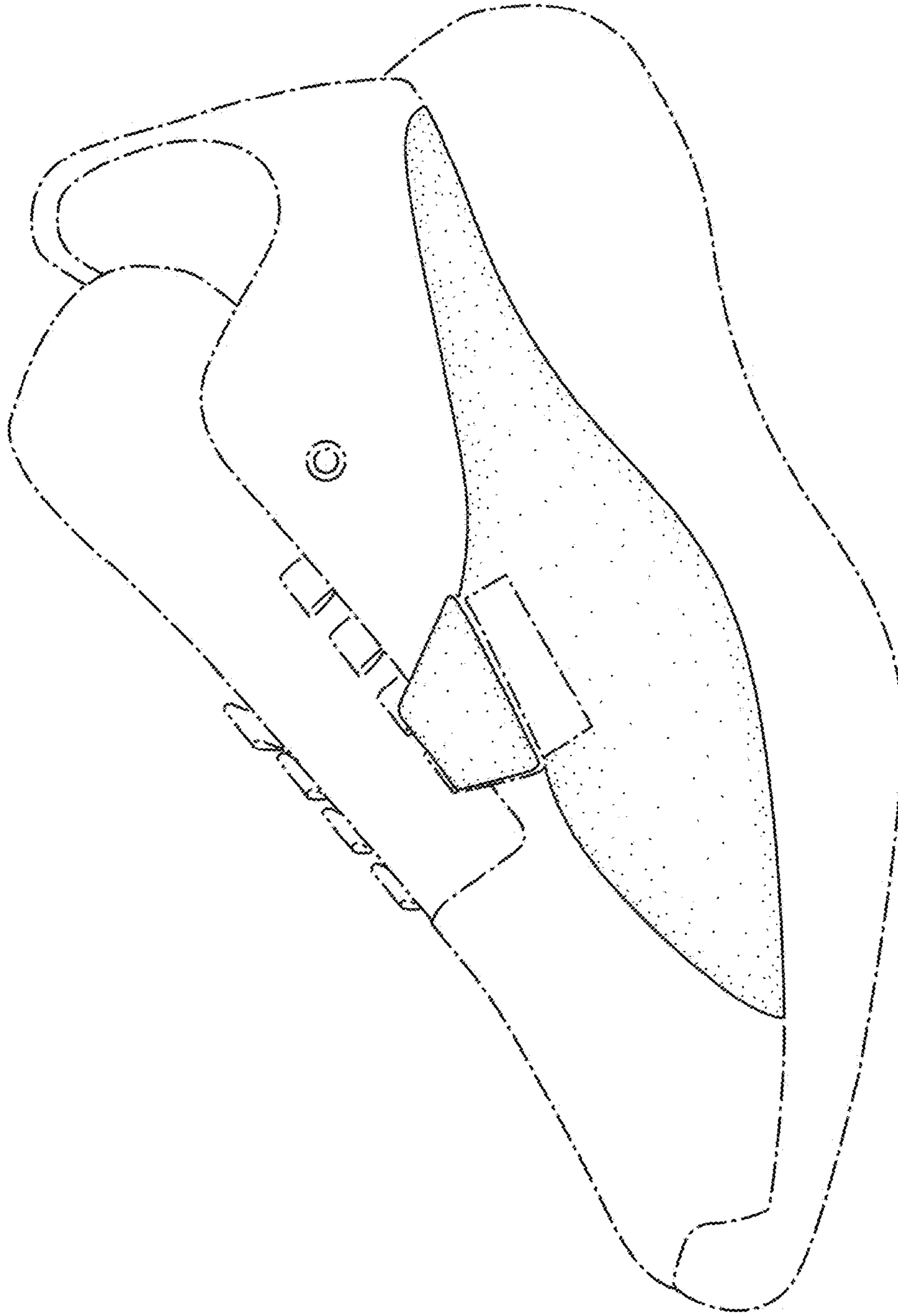


FIG. 1

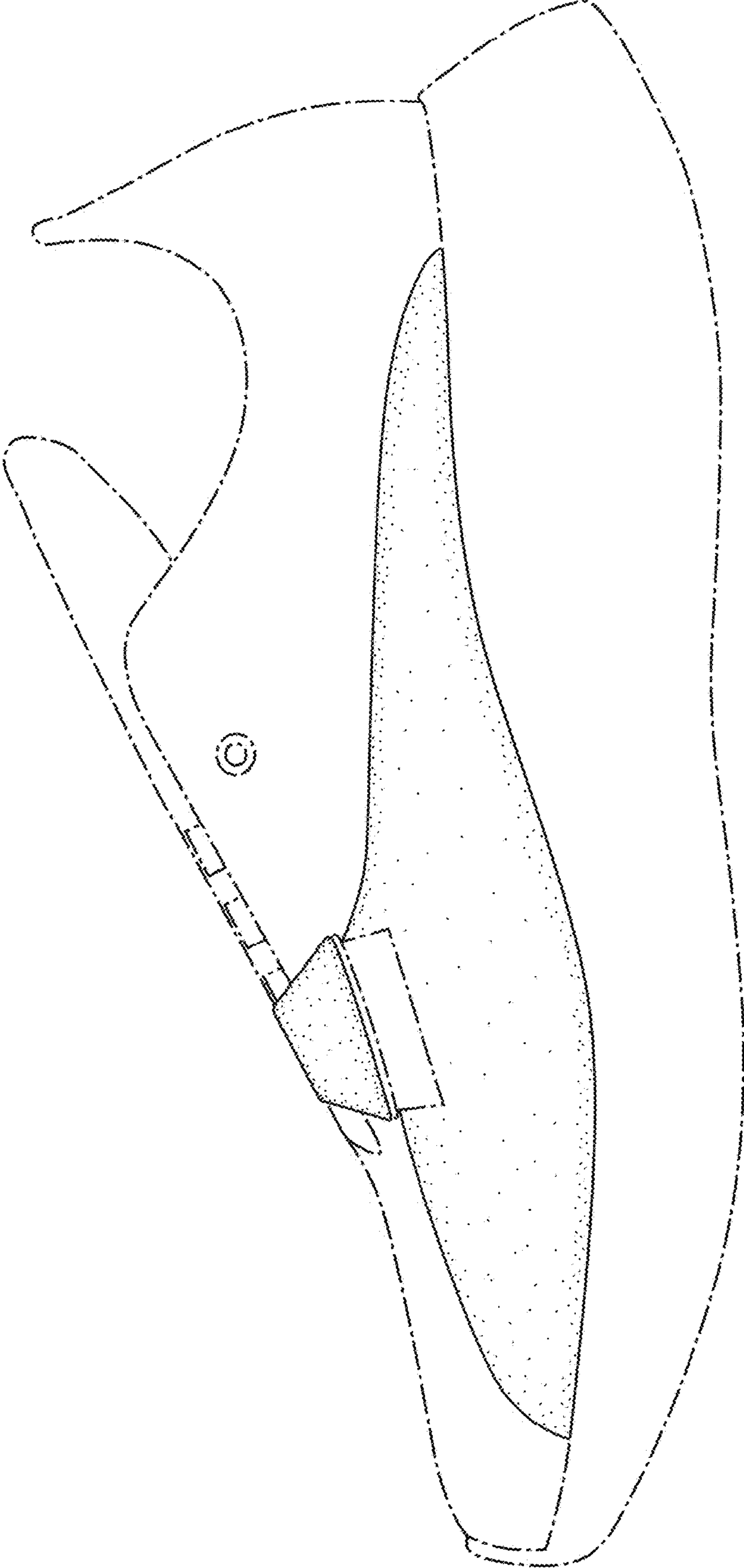


FIG. 2

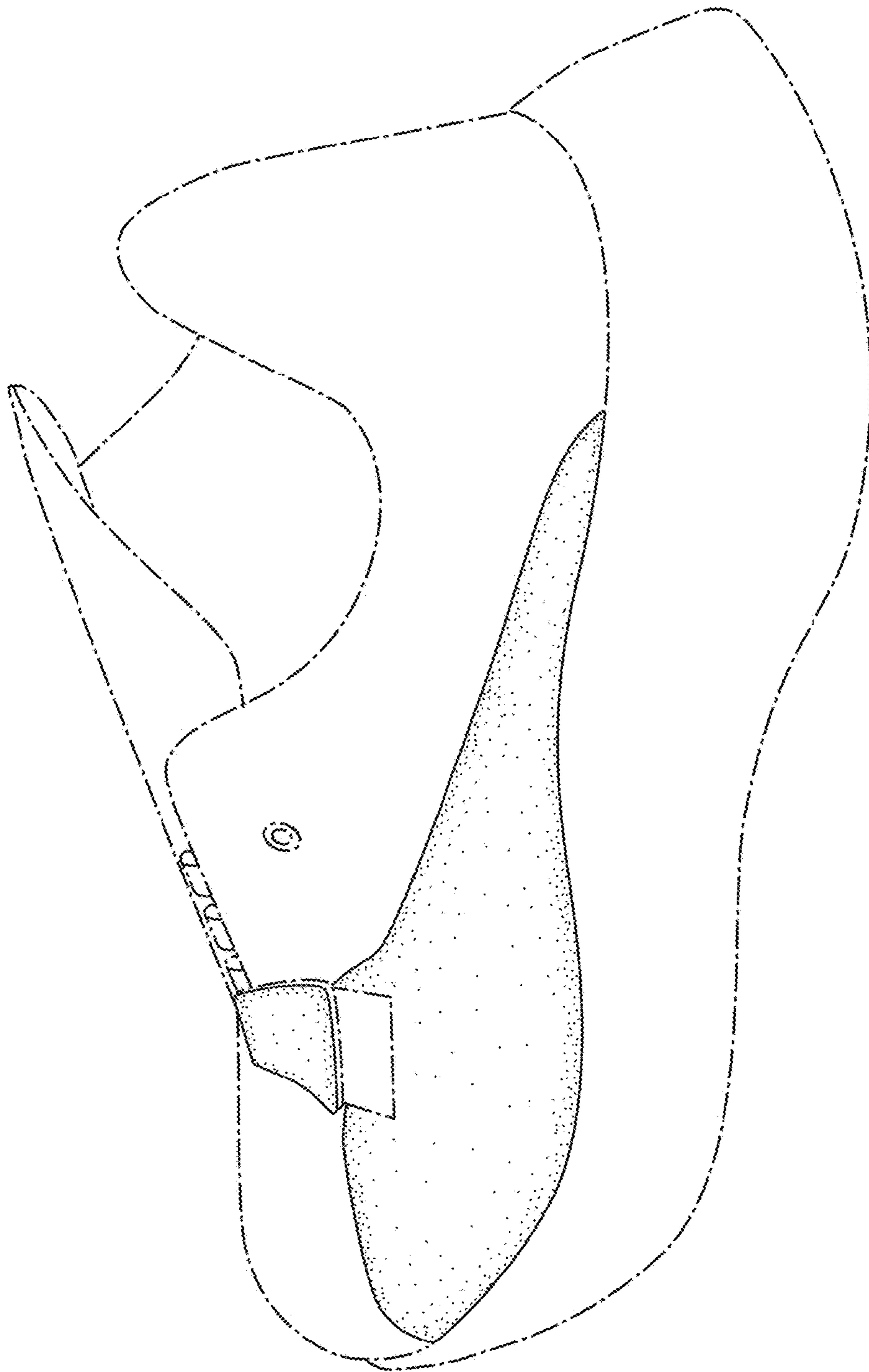


FIG. 3