



US00D910969S

(12) **United States Design Patent** (10) **Patent No.:** **US D910,969 S**  
**Hepler** (45) **Date of Patent:** **\*\* Feb. 23, 2021**

(54) **PET TREAT**

(56) **References Cited**

(71) Applicant: **POLYSHOT CORPORATION**, West Henrietta, NY (US)

U.S. PATENT DOCUMENTS

(72) Inventor: **Douglas Hepler**, Rochester, NY (US)

D340,502 S *	10/1993	Lynch	.....	D22/132
D385,460 S *	10/1997	Driska	.....	D7/511
D387,536 S *	12/1997	De Colibus	.....	D1/106
D435,405 S *	12/2000	Clark, Jr.	.....	D8/1
D465,055 S *	10/2002	Sehl	.....	D26/98
D500,175 S *	12/2004	Hood	.....	D28/67
D511,799 S *	11/2005	Weiser	.....	D21/600
D513,824 S *	1/2006	Ribbens	.....	D1/110
D578,253 S *	10/2008	Schulte	.....	D21/600
D591,197 S *	4/2009	Sozzi	.....	D11/158
D604,797 S *	11/2009	Van Iseghem, Jr.	.....	D22/132
D882,885 S *	4/2020	Seadler	.....	D30/160
D883,606 S *	5/2020	Hepler	.....	D1/106

(73) Assignee: **POLYSHOT CORPORATION**, West Henrietta, NY (US)

(\*\*) Term: **15 Years**

(21) Appl. No.: **29/734,149**

(22) Filed: **May 8, 2020**

\* cited by examiner

**Related U.S. Application Data**

(63) Continuation of application No. 35/001,420, filed on Aug. 23, 2017 (U.S. filing date under 35 U.S.C. 384), and having an international filing date of Aug. 23, 2017, now Pat. No. Des. 883,606.

*Primary Examiner* — Katie Jane Stofko

(74) *Attorney, Agent, or Firm* — Foley & Lardner LLP

(51) **LOC (13) Cl.** ..... **01-01**

(57) **CLAIM**

(52) **U.S. Cl.**

The ornamental design for a pet treat, as shown and described.

USPC ..... **D1/111**

**DESCRIPTION**

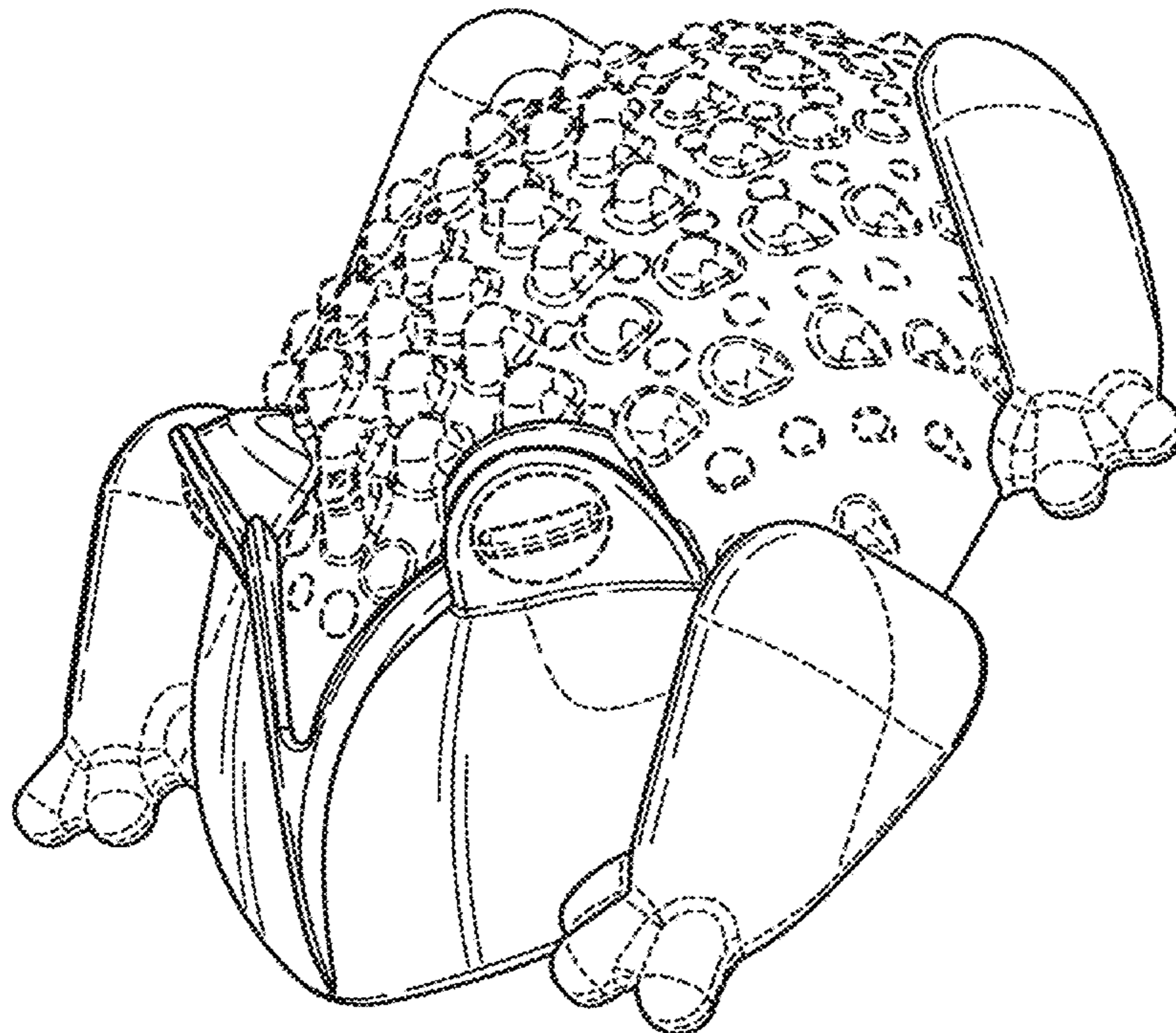
(58) **Field of Classification Search**

USPC ..... D1/100–130, 199; 426/5, 76, 87, 92, 94, 426/95, 99, 101, 103, 108, 138–139, 143, 426/144, 279, 282, 283, 391, 514, 549, 426/660; D9/613; D24/102; D30/160; D6/598; D21/655; D11/158; D28/8.2  
CPC . A23G 3/54; A23G 4/20; A23G 3/343; A23G 3/36; A23G 3/28; A61K 9/2072; A61K 9/2095

FIG. 1 is a perspective view of a pet treat; FIG. 2 is a front elevation view thereof; FIG. 3 is a rear elevation view thereof; FIG. 4 is a left side elevation view thereof; FIG. 5 is a right side elevation view thereof; FIG. 6 is a top plan view thereof; and, FIG. 7 is a bottom plan view thereof. The dashed broken lines in the figures show portions of the pet treat that form no part of the claimed design.

See application file for complete search history.

**1 Claim, 7 Drawing Sheets**



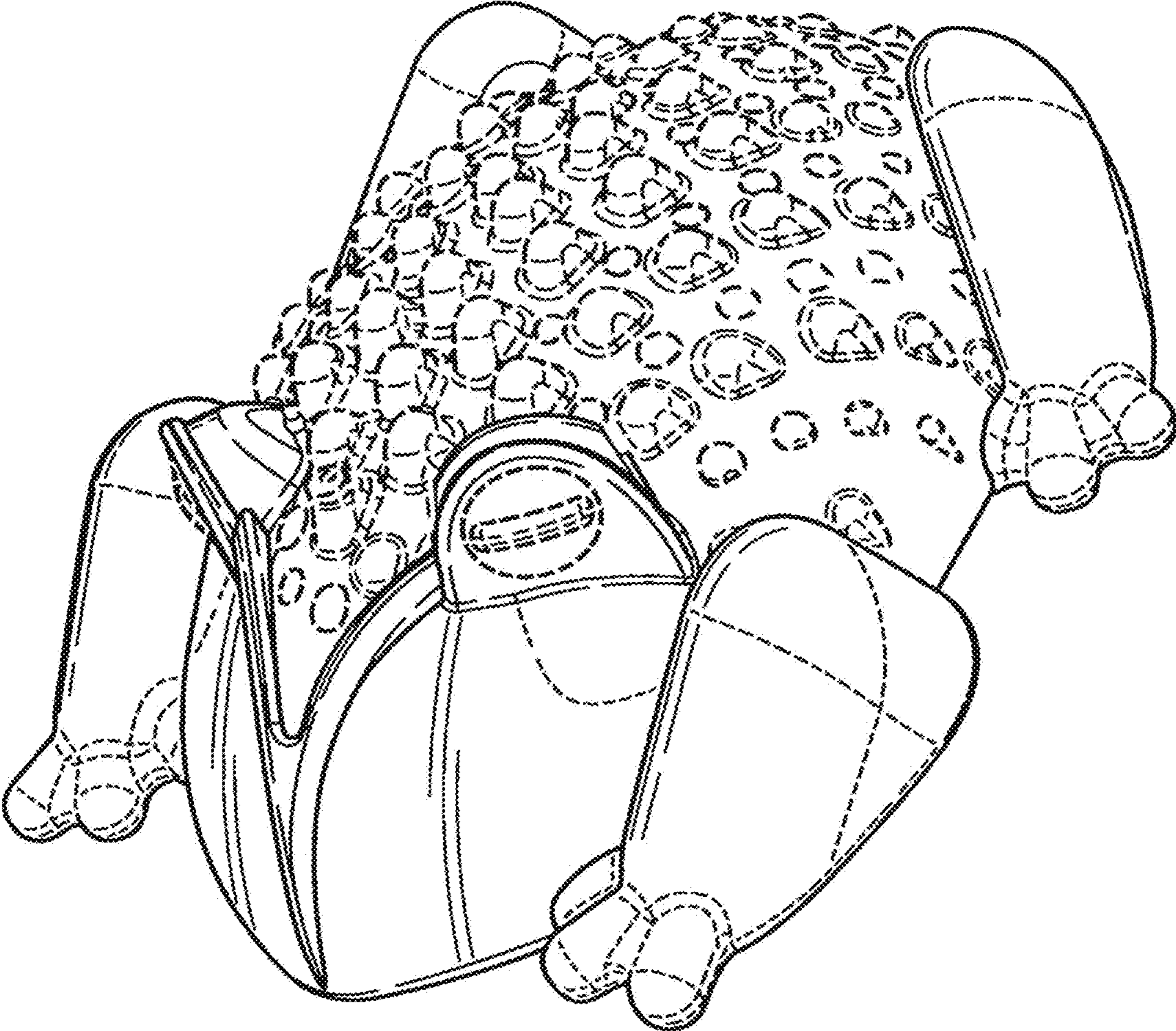


FIG. 1

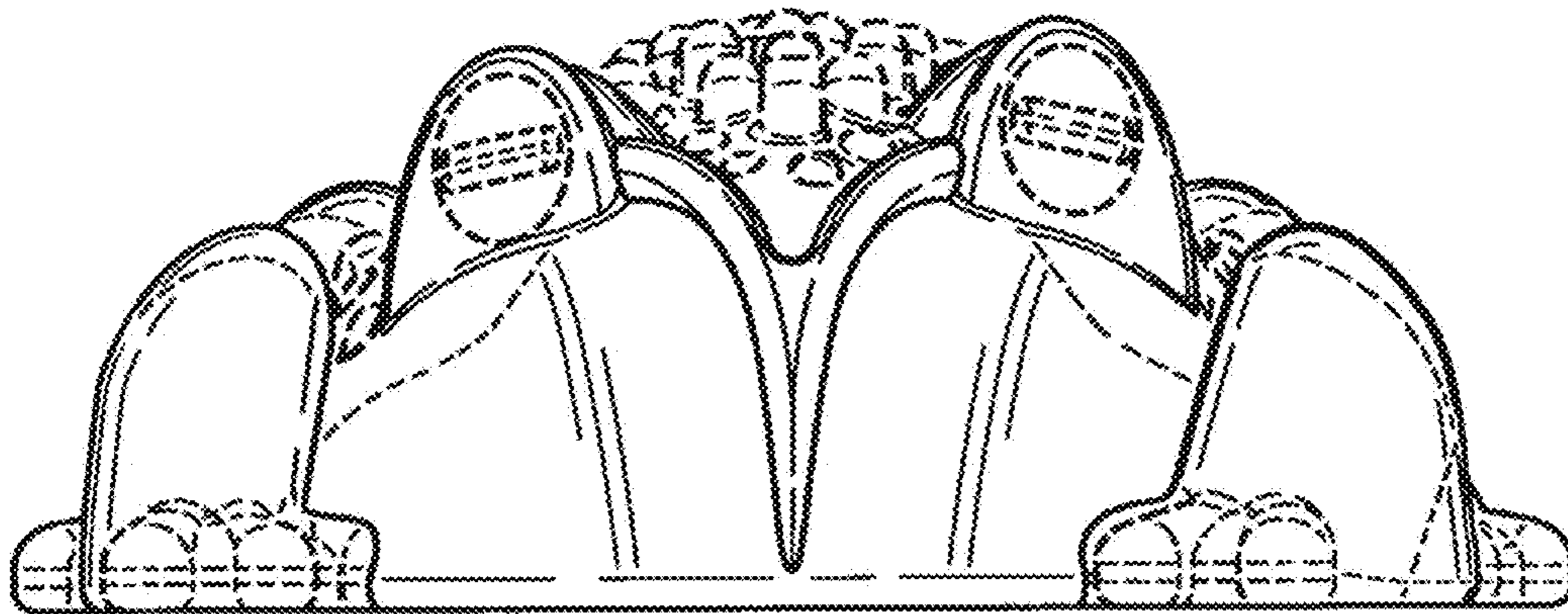
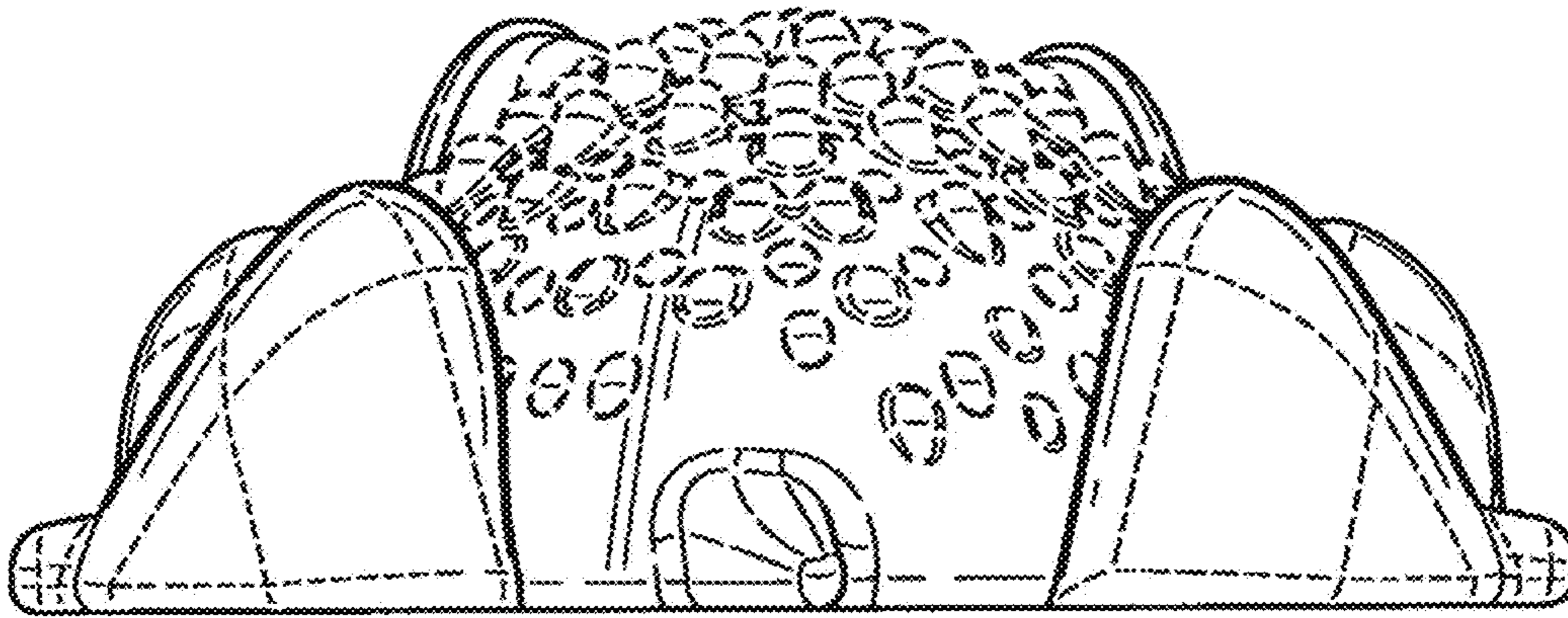


FIG. 2



**FIG. 3**

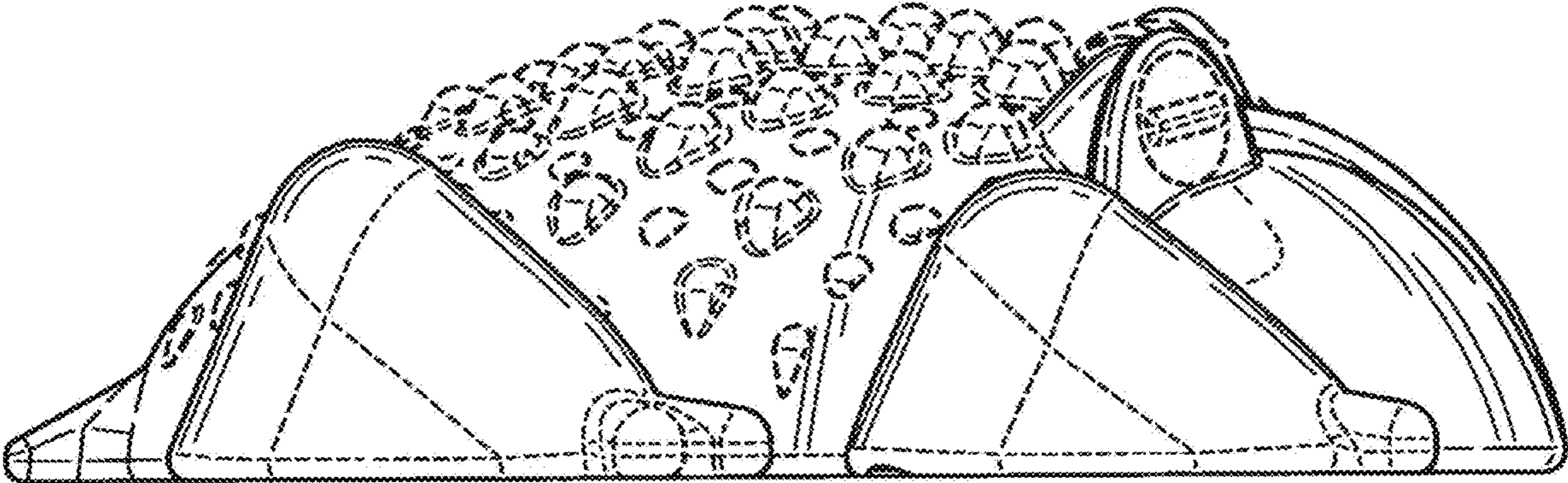


FIG. 4

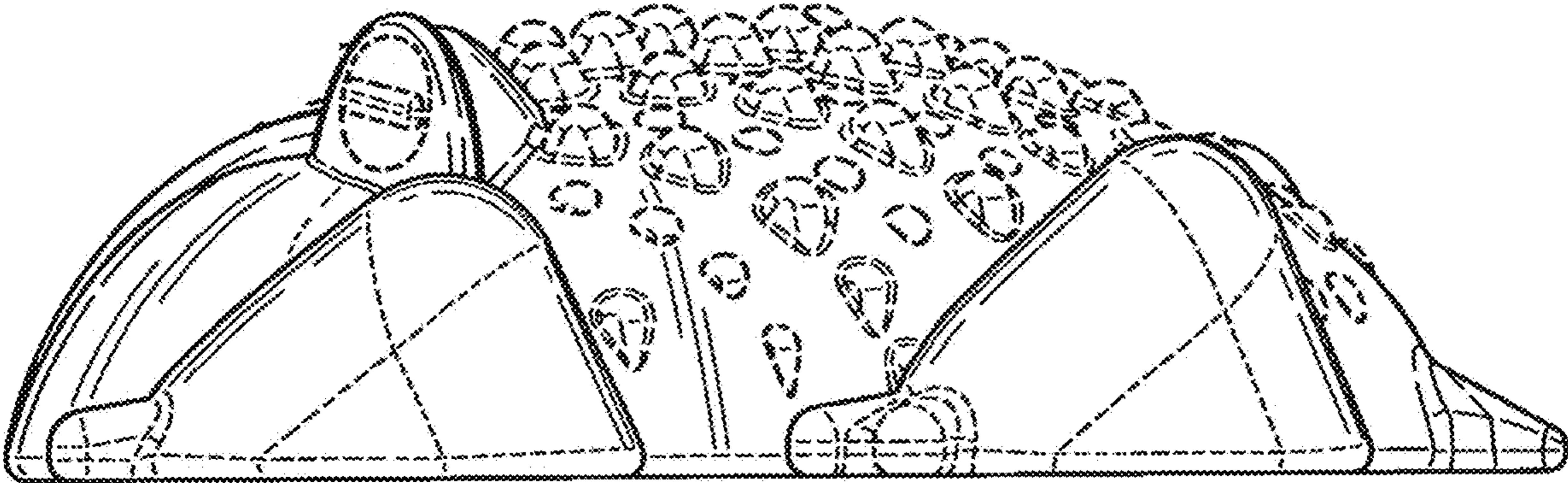


FIG. 5

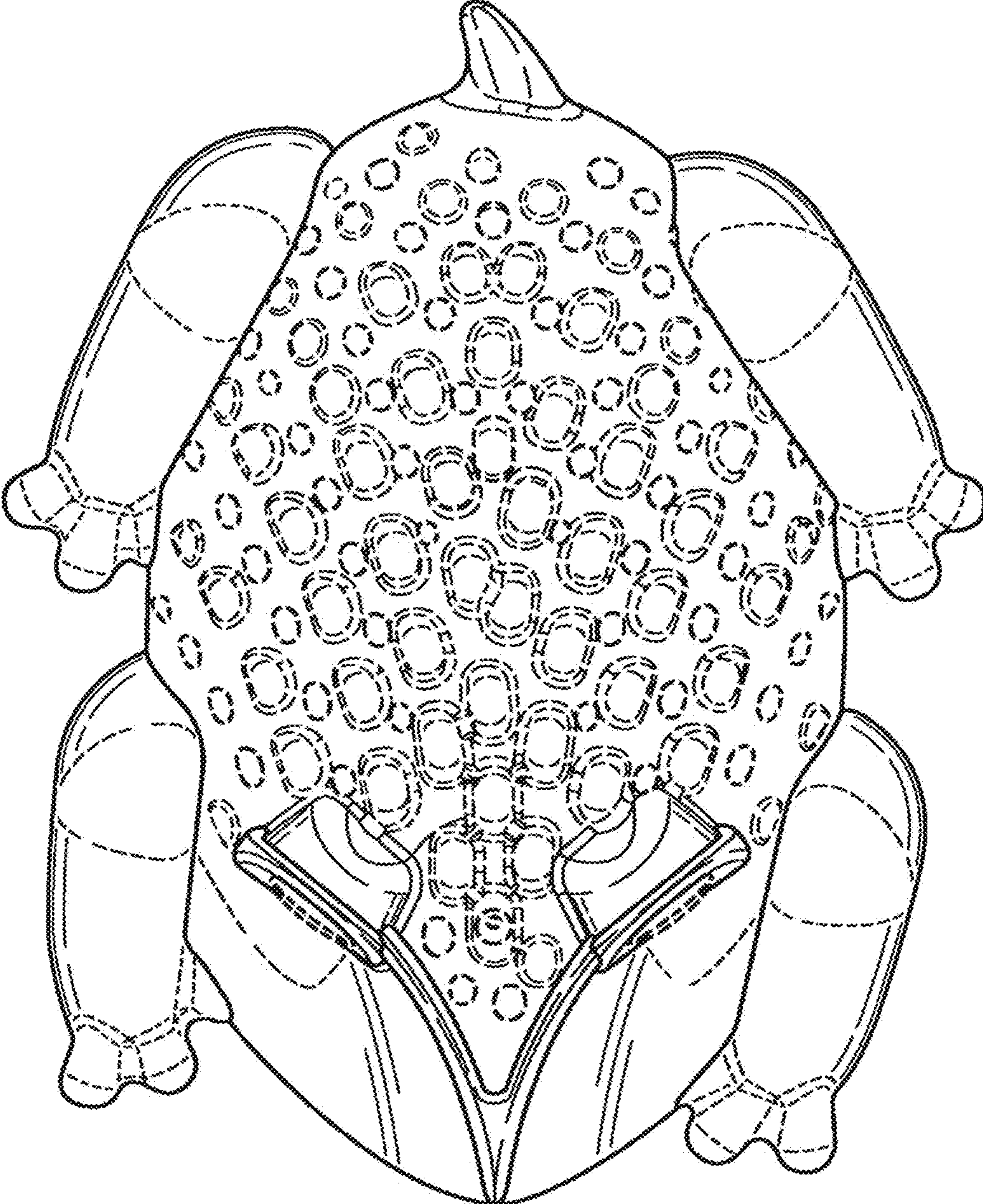


FIG. 6

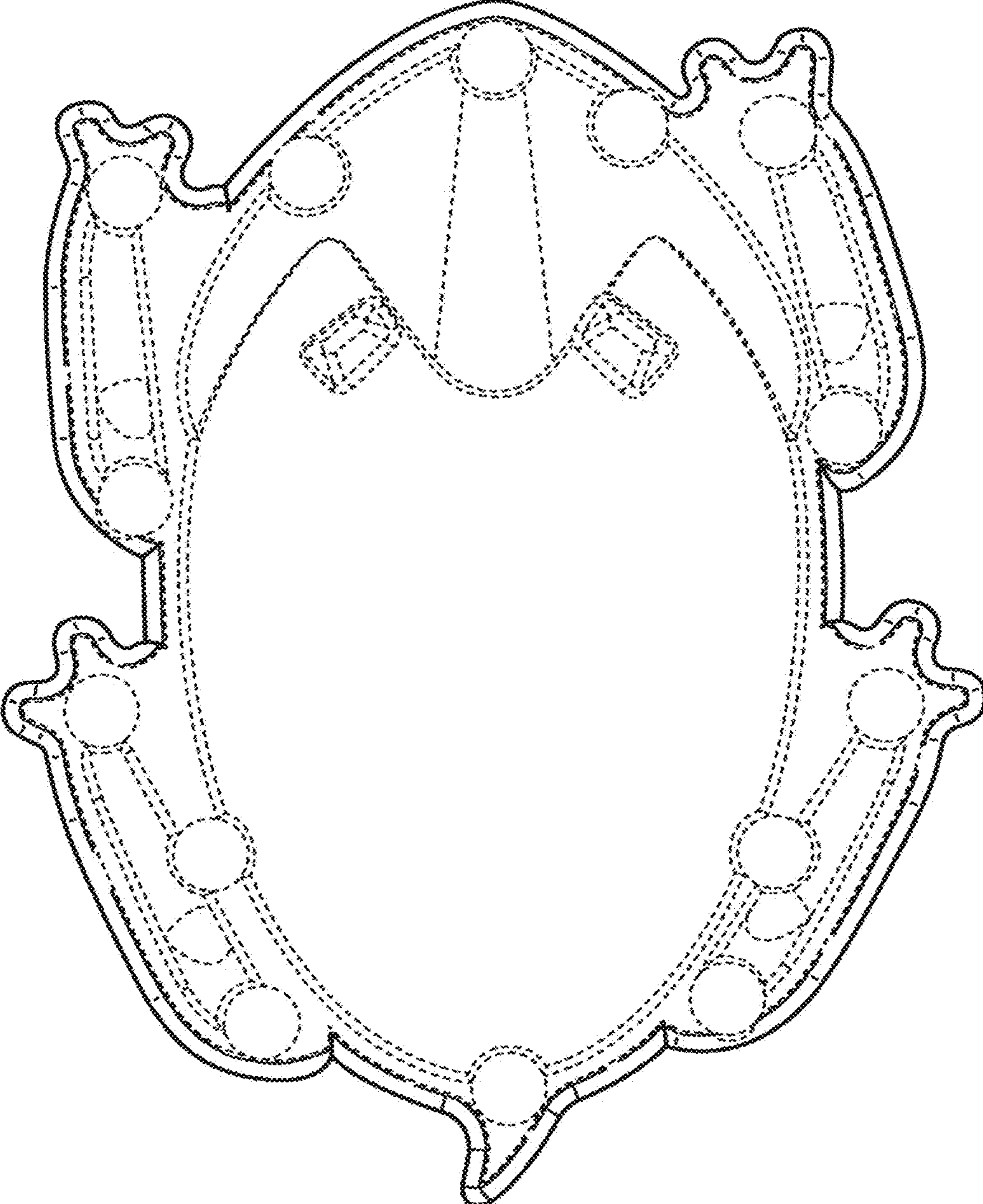


FIG. 7