



US00D910963S

(12) **United States Design Patent**
Quigley, Jr.

(10) **Patent No.:** **US D910,963 S**

(45) **Date of Patent:** **** Feb. 16, 2021**

(54) **PALLET JACK ADAPTER**
(71) Applicant: **Thomas A. Quigley, Jr.**, Broomall, PA
(US)
(72) Inventor: **Thomas A. Quigley, Jr.**, Broomall, PA
(US)

(**) Term: **15 Years**

(21) Appl. No.: **29/742,212**

(22) Filed: **May 14, 2020**

(51) **LOC (13) Cl.** **12-05**

(52) **U.S. Cl.**
USPC **D34/35**

(58) **Field of Classification Search**
USPC D34/28, 31, 33, 35; 414/607, 785, 608,
414/630, 427; 187/237, 221
CPC B66F 3/36; B66F 5/04; B66F 13/00; B66F
1/06; B66F 9/12; B66F 9/19; B60S
11/00; B60S 9/22

See application file for complete search history.

(56) **References Cited**

U.S. PATENT DOCUMENTS

2,602,633 A * 7/1952 Reedy B66F 7/18
187/221
3,258,146 A * 6/1966 Hamilton B66F 9/12
414/607
4,824,317 A * 4/1989 Schroder B66F 9/12
187/237
5,131,629 A * 7/1992 Hillhouse B66F 3/36
254/133 R

5,758,747 A * 6/1998 Okazaki B66F 9/08
187/227
6,042,329 A * 3/2000 Marquez B62B 3/0612
414/607
D556,014 S * 11/2007 Wurdack D8/349
2005/0129494 A1* 6/2005 Chandler E02F 3/962
414/607
2016/0200559 A1* 7/2016 Melvin B66F 9/12
187/237

* cited by examiner

Primary Examiner — Gino Colan

(74) *Attorney, Agent, or Firm* — Suzanne Kikel

(57) **CLAIM**

The ornamental design for a pallet jack adapter, as shown and described.

DESCRIPTION

FIG. 1 is a perspective view of the pallet jack adapter showing my new design;
FIG. 2 is another perspective view thereof;
FIG. 3 is a left elevational view thereof;
FIG. 4 is a right elevational view thereof;
FIG. 5 is a front elevational view thereof;
FIG. 6 is a back elevational view thereof;
FIG. 7 is a top plan view thereof; and,
FIG. 8 is a bottom plan view thereof.
The broken lines showing a fork lift and a pallet jack adapter in FIG. 1 are for the purpose of illustrating environment and form no part of the claimed design.

1 Claim, 4 Drawing Sheets

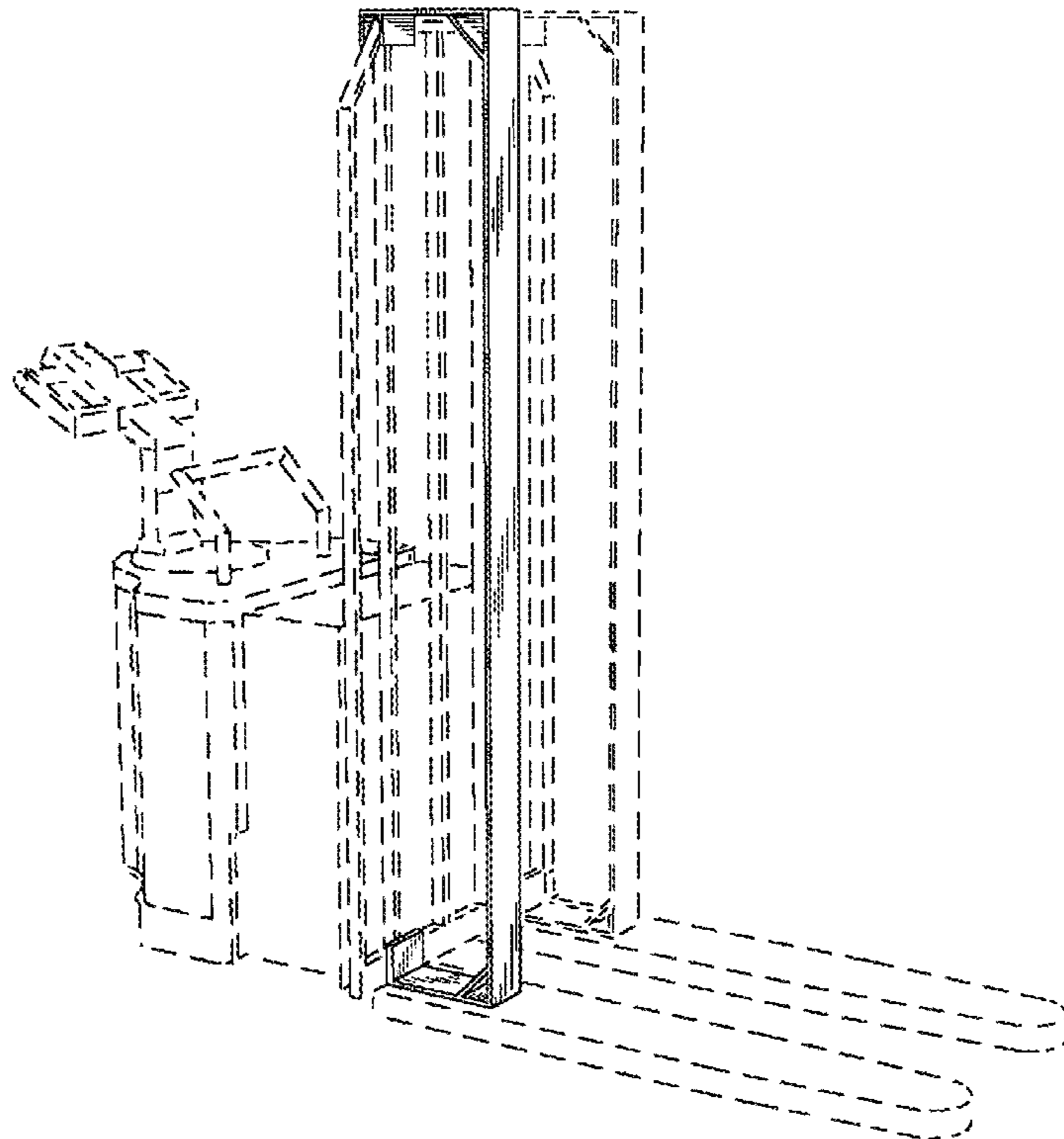


FIG. 1

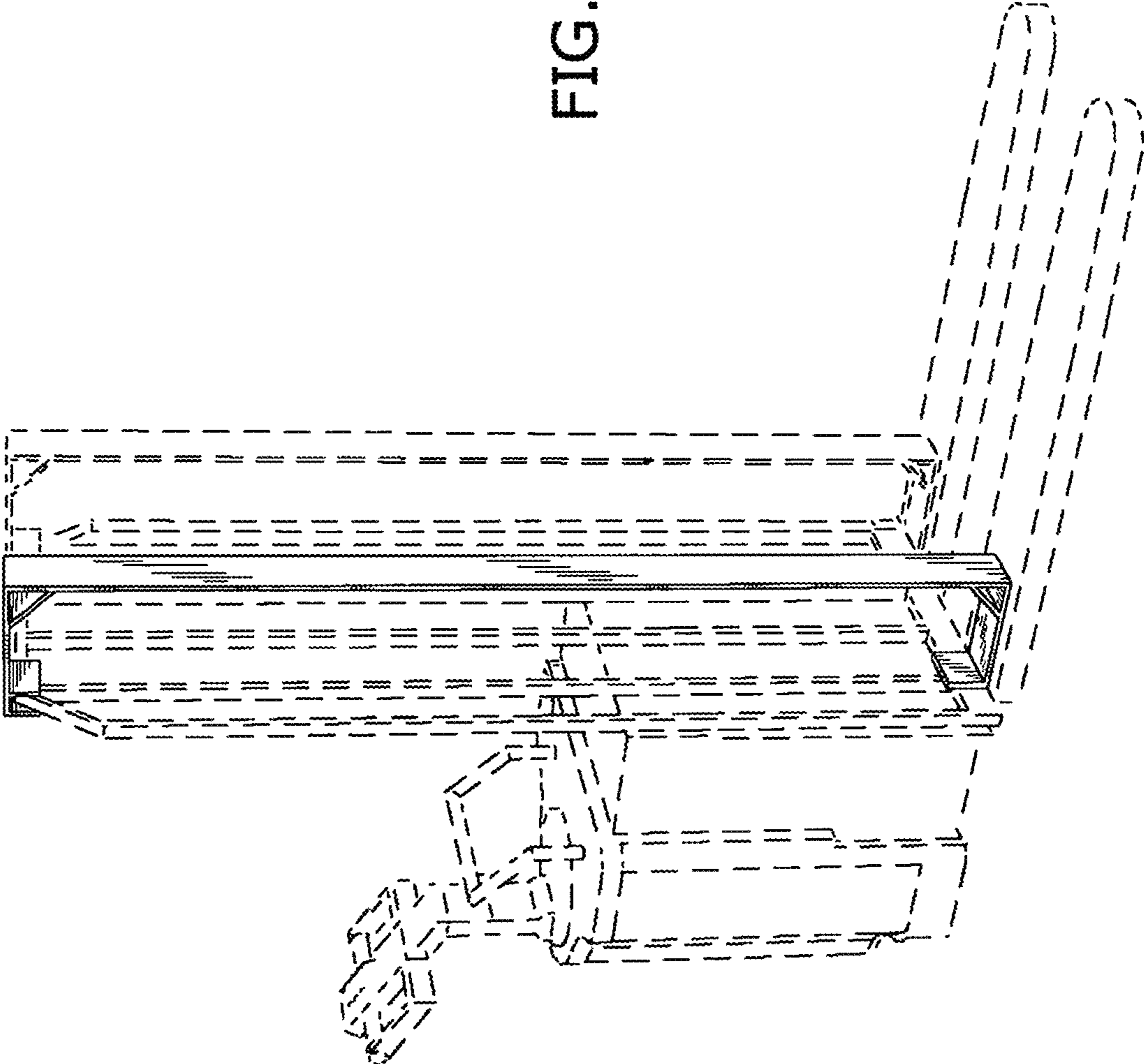


FIG. 2




FIG. 4




FIG. 3






FIG. 5



FIG. 6




FIG. 7




FIG. 8