



US00D910953S

(12) **United States Design Patent** (10) **Patent No.:** **US D910,953 S**
Nelson et al. (45) **Date of Patent:** **** Feb. 16, 2021**

(54) **COMPOSTING BIN**
(71) Applicant: **Better Habitat LLC**, Mahwah, NJ (US)
(72) Inventors: **Jeff Nelson**, Mahwah, NJ (US); **Chris Roost**, Highlands, NJ (US); **Andrew Roost**, Fanwood, NJ (US)
(73) Assignee: **BETTER HABITAT LLC**, Mahwah, NJ (US)
(**) Term: **15 Years**
(21) Appl. No.: **29/696,552**
(22) Filed: **Jun. 28, 2019**
(51) **LOC (13) Cl.** **09-09**
(52) **U.S. Cl.**
USPC **D34/7**
(58) **Field of Classification Search**
USPC D34/1-11; D30/161; D6/683; 220/683, 220/485, 495, 6, 87.1, 495.11, 495.06, 220/495.08
CPC B65F 1/1473; B65F 1/1452; B65F 1/06; B65F 1/062; B62B 2202/20; B62B 2202/028; B62B 2207/02
See application file for complete search history.

(56) **References Cited**
U.S. PATENT DOCUMENTS
D248,611 S * 7/1978 Dingwall D34/7
D254,951 S * 5/1980 Gedye D34/1
D258,258 S * 2/1981 Haddock D34/7
5,052,570 A * 10/1991 Johansen B65D 3/28 220/4.33
D336,702 S * 6/1993 Brethouwer D34/1
D351,701 S * 10/1994 Sawatsky D34/7
5,490,604 A * 2/1996 Alexander C05F 17/907 220/4.34
D368,349 S * 3/1996 Skold D34/1

D373,291 S * 9/1996 Auker D7/667
D416,795 S * 11/1999 Rabouin D9/424
D439,717 S * 3/2001 Konieczny D34/1
D450,063 S * 11/2001 Bentley D15/13
D469,784 S * 2/2003 Bentley D15/13
D476,127 S * 6/2003 Zeyha D34/7
D480,094 S * 9/2003 Fisher D15/27
D519,700 S * 4/2006 Pizzolon D34/4
D528,257 S * 9/2006 Leclerc D34/1
D613,020 S * 3/2010 Yang D34/7
D620,666 S * 7/2010 Colondona D34/7
D644,389 S * 8/2011 Roberts D34/7
8,127,964 B2 * 3/2012 Barber B65F 1/02 220/495.06
D658,839 S * 5/2012 Cohn D34/7
D722,735 S * 2/2015 Del Rosario Roy D34/8
D732,783 S * 6/2015 MacArthur D34/1
D782,144 S * 3/2017 Chitayat D34/7
D847,448 S * 4/2019 Twining D34/1
D872,407 S * 1/2020 Ma D34/7

(Continued)

Primary Examiner — Mark A Goodwin
(74) *Attorney, Agent, or Firm* — Myers Wolin, LLC

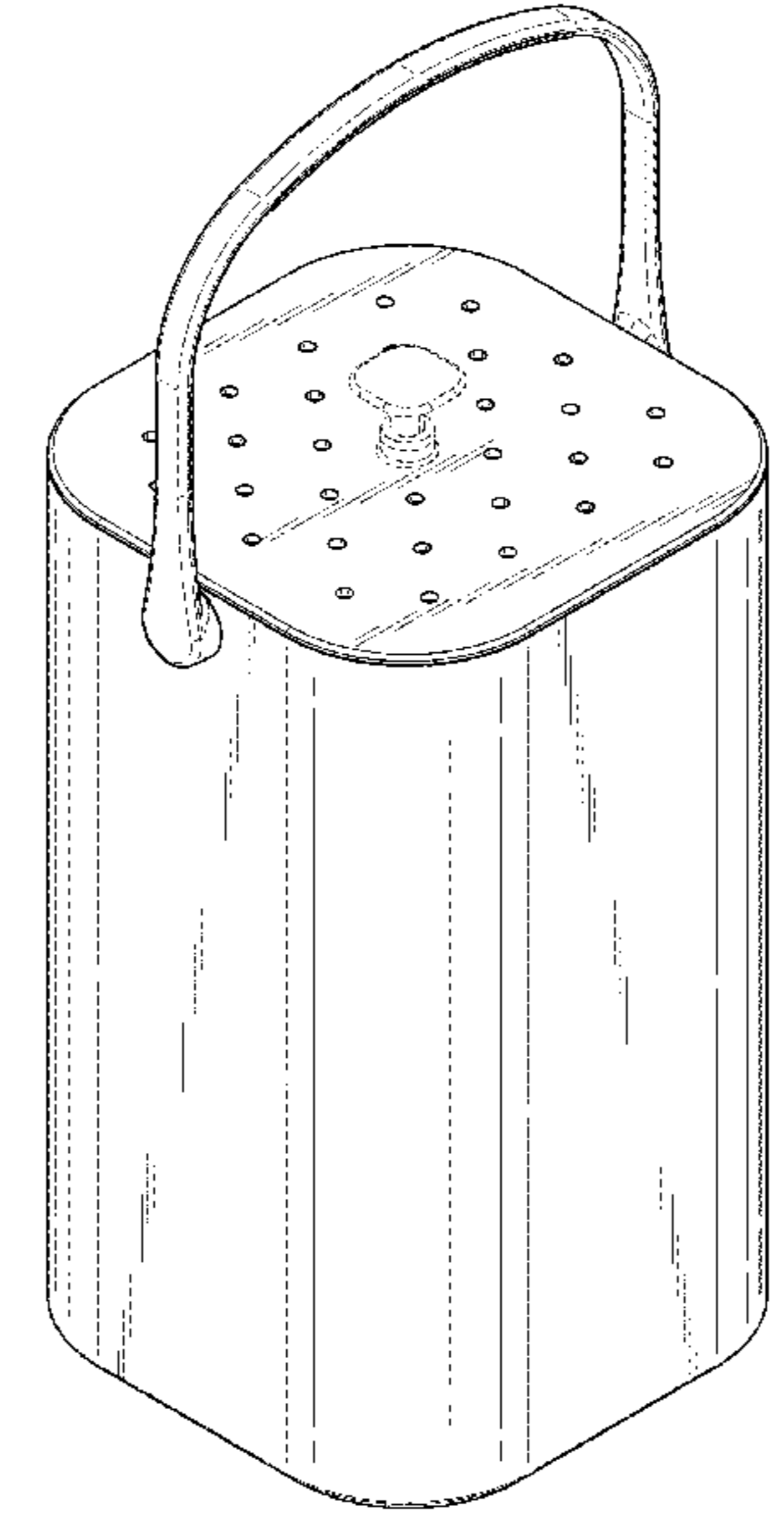
(57) **CLAIM**

The ornamental design for a composting bin, as shown and described.

DESCRIPTION

FIG. 1 is an upper perspective view of a composting bin showing our new design;
FIG. 2 is a lower perspective view thereof;
FIG. 3 is a front elevational view thereof, the rear elevational view being identical;
FIG. 4 is a left side elevational view thereof, the right side elevational view being identical;
FIG. 5 is a top plan view thereof; and,
FIG. 6 is a bottom plan view thereof.
The dotted lines illustrate a portion of the composting bin that form no part of the claimed design.

1 Claim, 5 Drawing Sheets



(56)

References Cited

U.S. PATENT DOCUMENTS

D891,719 S * 7/2020 Sponder D34/8
2008/0124791 A1 * 5/2008 Bucci B65F 1/06
435/290.4
2011/0308286 A1 * 12/2011 Cowie B65F 1/04
71/14
2015/0031123 A1 * 1/2015 Delgado B02C 18/18
435/290.4
2016/0207845 A1 * 7/2016 Delgado C05F 17/993
2017/0283336 A1 * 10/2017 Duarte C05F 17/907
2017/0349501 A1 * 12/2017 Buzruk C05F 17/964
2018/0201550 A1 * 7/2018 Stearns C05F 17/971
2019/0000019 A1 * 1/2019 Alexander B25J 11/00
2020/0102139 A1 * 4/2020 Jobe B65D 65/466
2020/0207677 A1 * 7/2020 Hayim De Vries .. C05F 17/907
2020/0214514 A1 * 7/2020 Stearns A47K 11/02

* cited by examiner

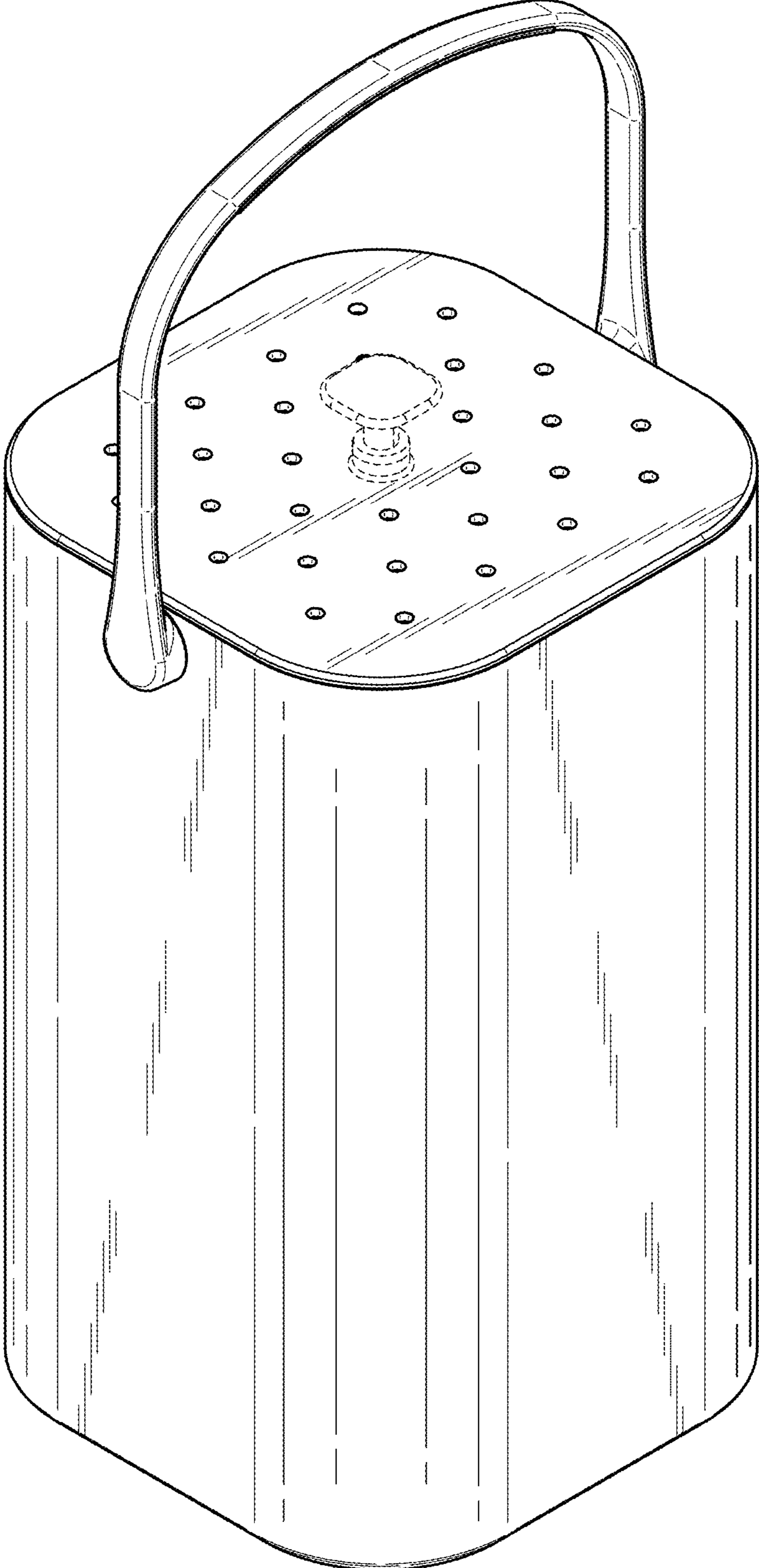


FIG. 1

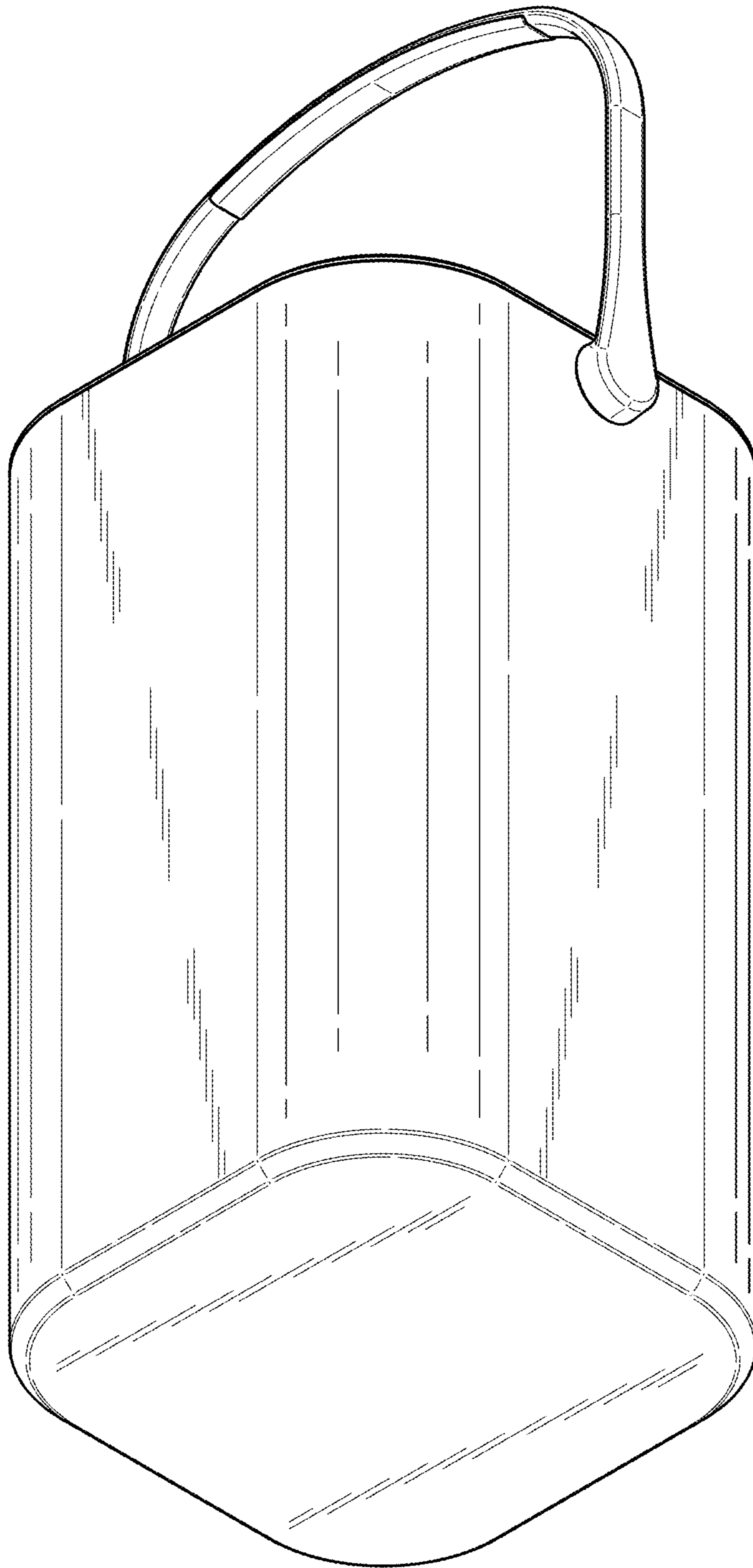


FIG. 2

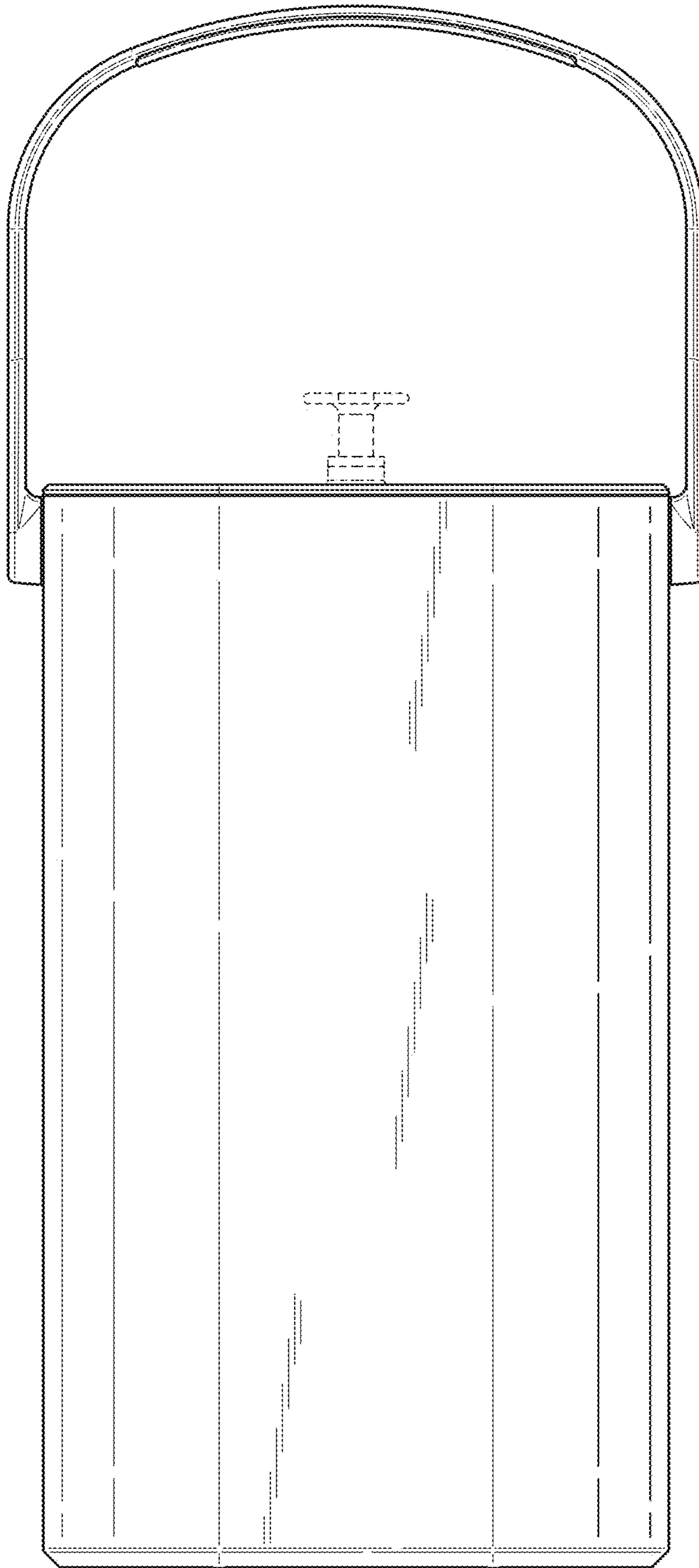


FIG. 3

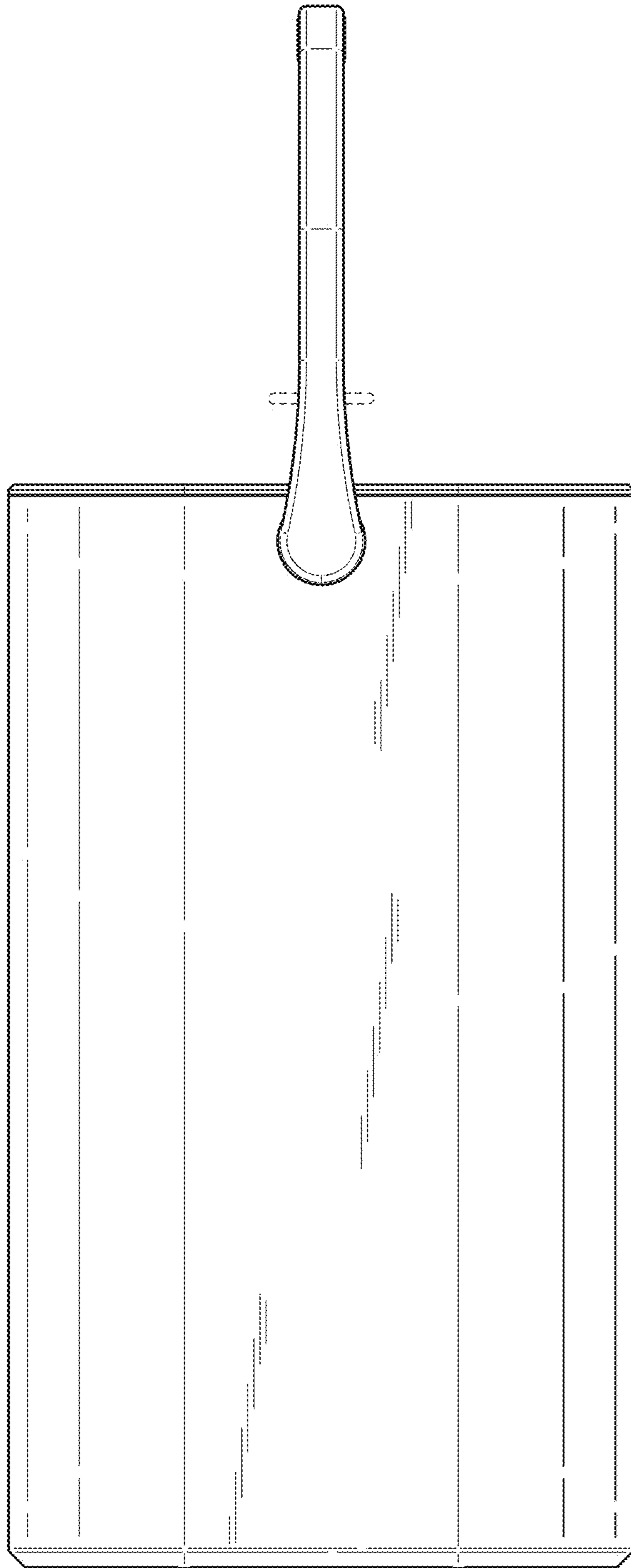


FIG. 4

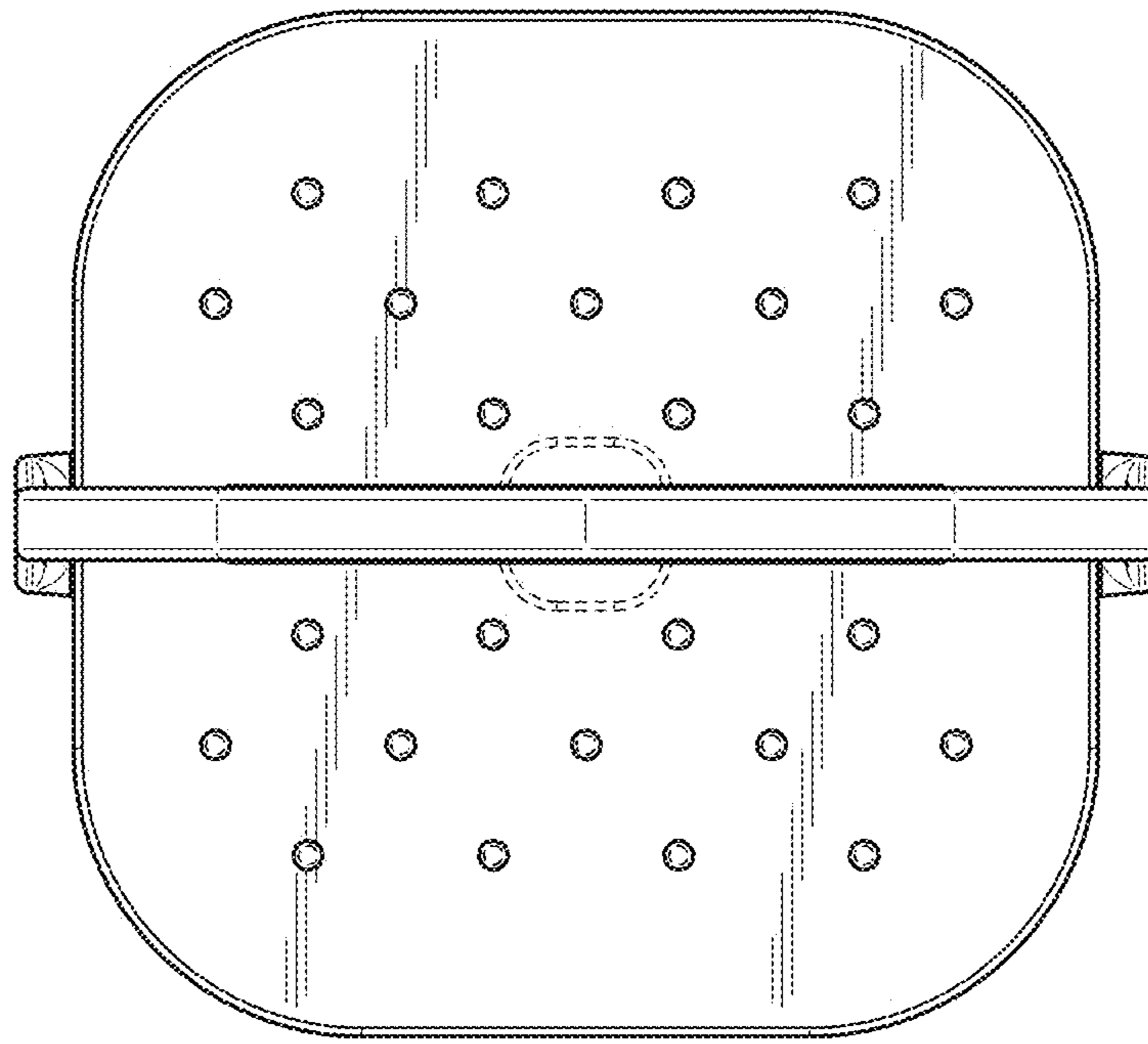


FIG. 5

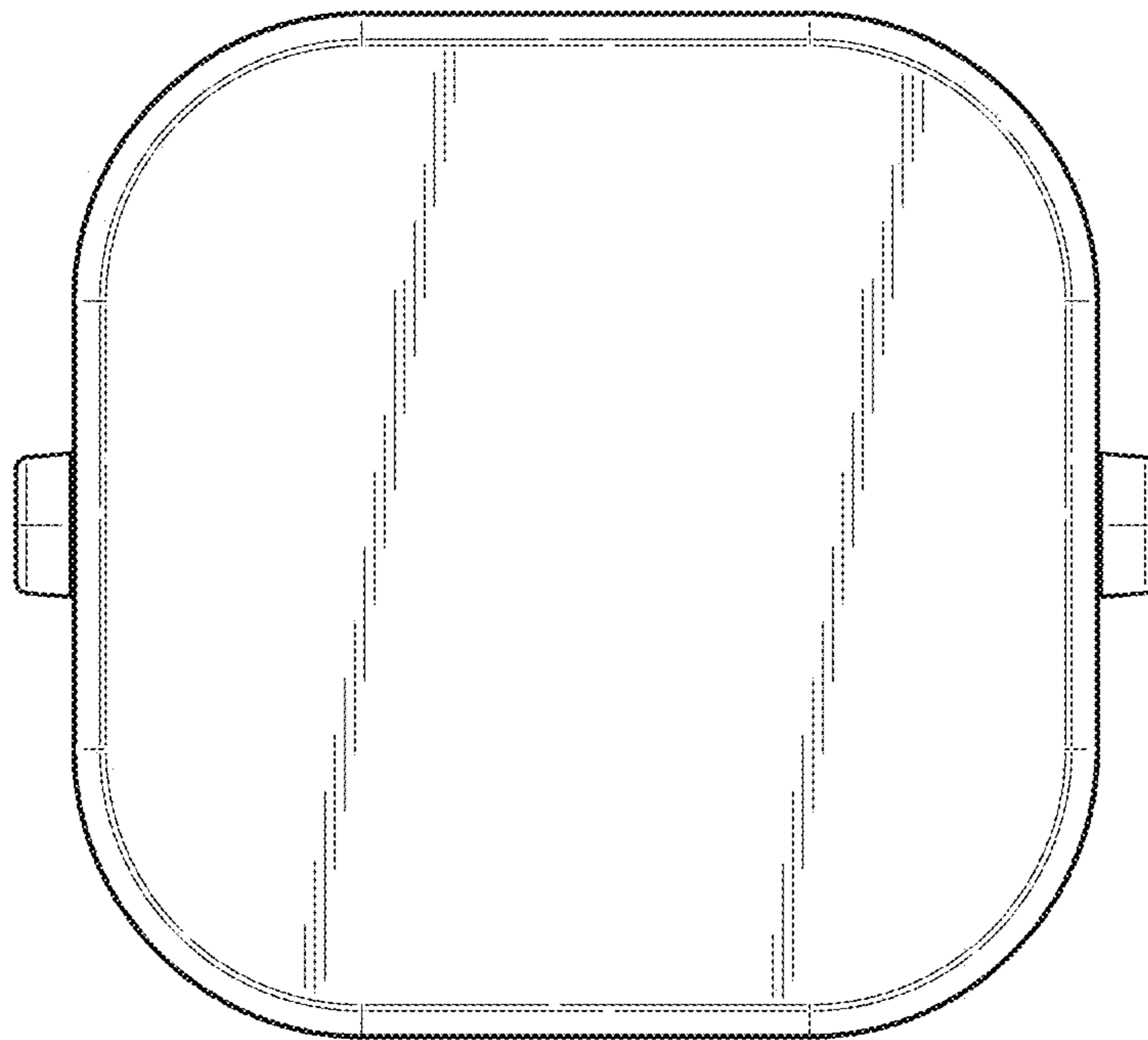


FIG. 6