



US00D910946S

(12) **United States Design Patent** (10) **Patent No.:** **US D910,946 S**  
**Bloemendaal** (45) **Date of Patent:** **\*\* Feb. 16, 2021**

(54) **BRUSHROLL FOR A VACUUM CLEANER**  
(71) Applicant: **BISSELL Inc.**, Grand Rapids, MI (US)  
(72) Inventor: **Colin J. Bloemendaal**, Grand Rapids, MI (US)  
(73) Assignee: **BISSELL Inc.**, Grand Rapids, MI (US)  
(\*\*) Term: **15 Years**  
(21) Appl. No.: **29/695,749**

D785,883 S \* 5/2017 Wennerstrom ..... D32/31  
D790,785 S \* 6/2017 Courtney ..... D32/31  
D796,134 S \* 8/2017 LaBarbera ..... D32/31  
9,883,779 B2 \* 2/2018 Kasper ..... A47L 9/0477  
D843,733 S \* 3/2019 Chavana, Jr. .... D4/128  
D850,039 S \* 5/2019 Dou ..... D32/31  
D878,692 S \* 3/2020 Bosyj ..... D32/31  
2017/0311767 A1 \* 11/2017 Fang ..... A47L 11/19

**FOREIGN PATENT DOCUMENTS**

GB 842668 7/1960  
JP 6037666 B2 12/2016

**OTHER PUBLICATIONS**

[https://www.gearbest.com/home-appliances-accessories/pp\\_009368412298.html](https://www.gearbest.com/home-appliances-accessories/pp_009368412298.html) (Year: 2020).\*

\* cited by examiner

*Primary Examiner* — Michelle E. Wilson  
*Assistant Examiner* — Richard E Yenchsky  
(74) *Attorney, Agent, or Firm* — Warner Norcross + Judd LLP

(22) Filed: **Jun. 21, 2019**  
(51) **LOC (13) Cl.** ..... **15-05**  
(52) **U.S. Cl.**  
USPC ..... **D32/31; D32/33**  
(58) **Field of Classification Search**  
USPC ..... D32/31; D4/122  
CPC ..... A47L 11/4041; A47L 5/30; A47L 5/32;  
A47L 5/36; A47L 9/0477; A47L 9/24;  
A47L 9/242; A47L 9/248; F16L 11/04;  
F16L 11/11; F16L 11/15  
See application file for complete search history.

(57) **CLAIM**

The ornamental design for a brushroll for a vacuum cleaner, as shown and described.

(56) **References Cited**

**U.S. PATENT DOCUMENTS**

D222,702 S \* 12/1971 Schaefer ..... D32/31  
5,495,634 A \* 3/1996 Brundula ..... A47L 5/30  
15/179  
5,960,514 A 10/1999 Miller et al.  
6,314,611 B1 \* 11/2001 Sauers ..... A47L 9/0455  
15/376  
D478,698 S \* 8/2003 Mertes ..... D32/31  
D518,258 S \* 3/2006 Hamm ..... D32/31  
D598,170 S 8/2009 Benacquisto et al.  
D647,265 S \* 10/2011 Follows ..... D32/31  
8,230,549 B2 7/2012 Lenkiewicz et al.  
D680,287 S \* 4/2013 Morgan ..... D32/31  
D680,289 S \* 4/2013 Gray ..... D32/31  
D716,510 S \* 10/2014 Gilbert, Jr. .... D32/31  
D747,052 S \* 1/2016 Therrien ..... D32/31

**DESCRIPTION**

FIG. 1 is a right perspective view of a first embodiment of a brushroll for a vacuum cleaner showing my new design; FIG. 2 is a left perspective thereof; FIG. 3 is a front view thereof; FIG. 4 is a rear view thereof; FIG. 5 is a top view thereof; FIG. 6 is a bottom view thereof; FIG. 7 is an enlarged left side view thereof; and, FIG. 8 is an enlarged right side view thereof.

**1 Claim, 5 Drawing Sheets**

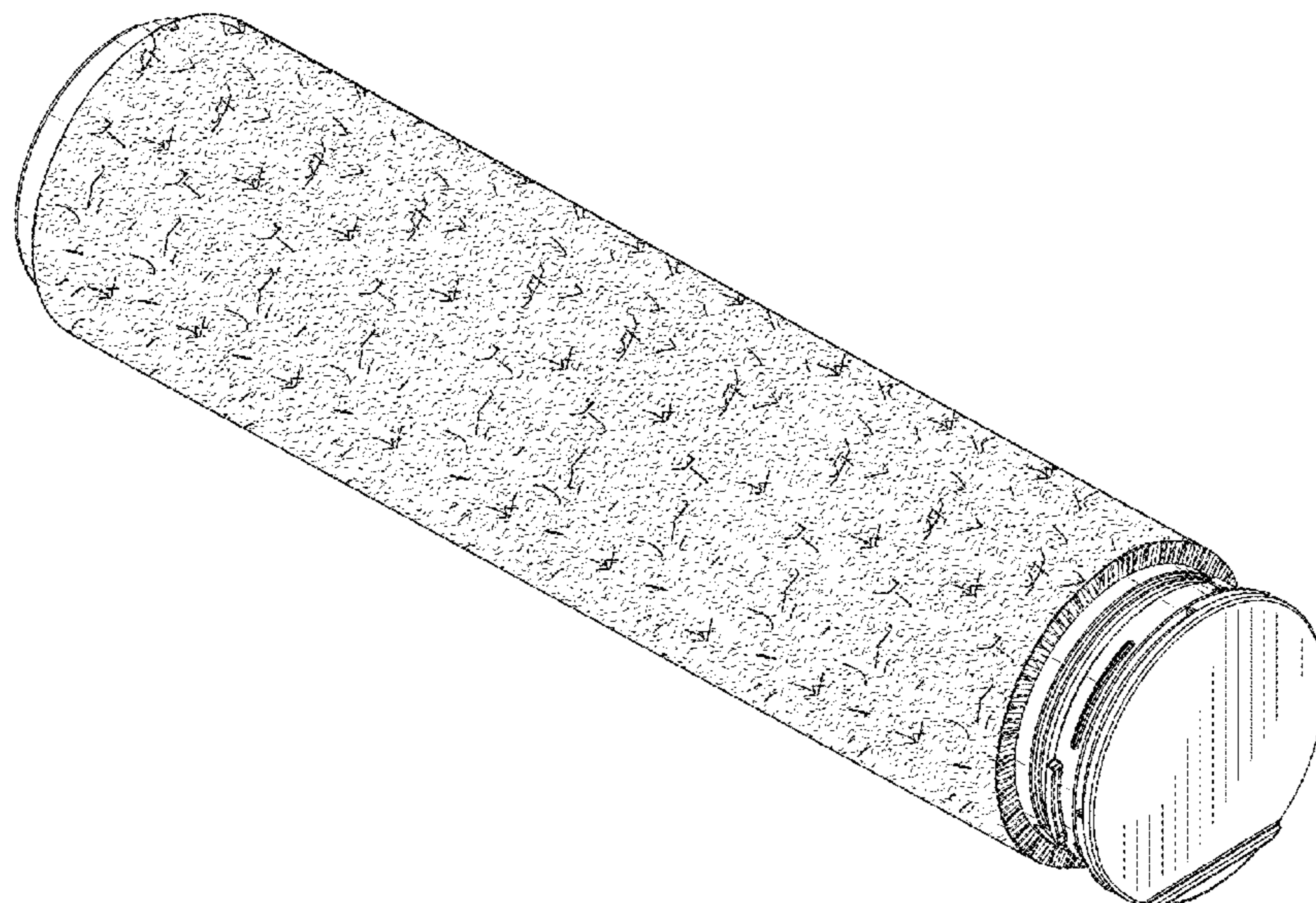




FIG. 1




FIG. 2




FIG. 3




FIG. 4




FIG. 5




FIG. 6

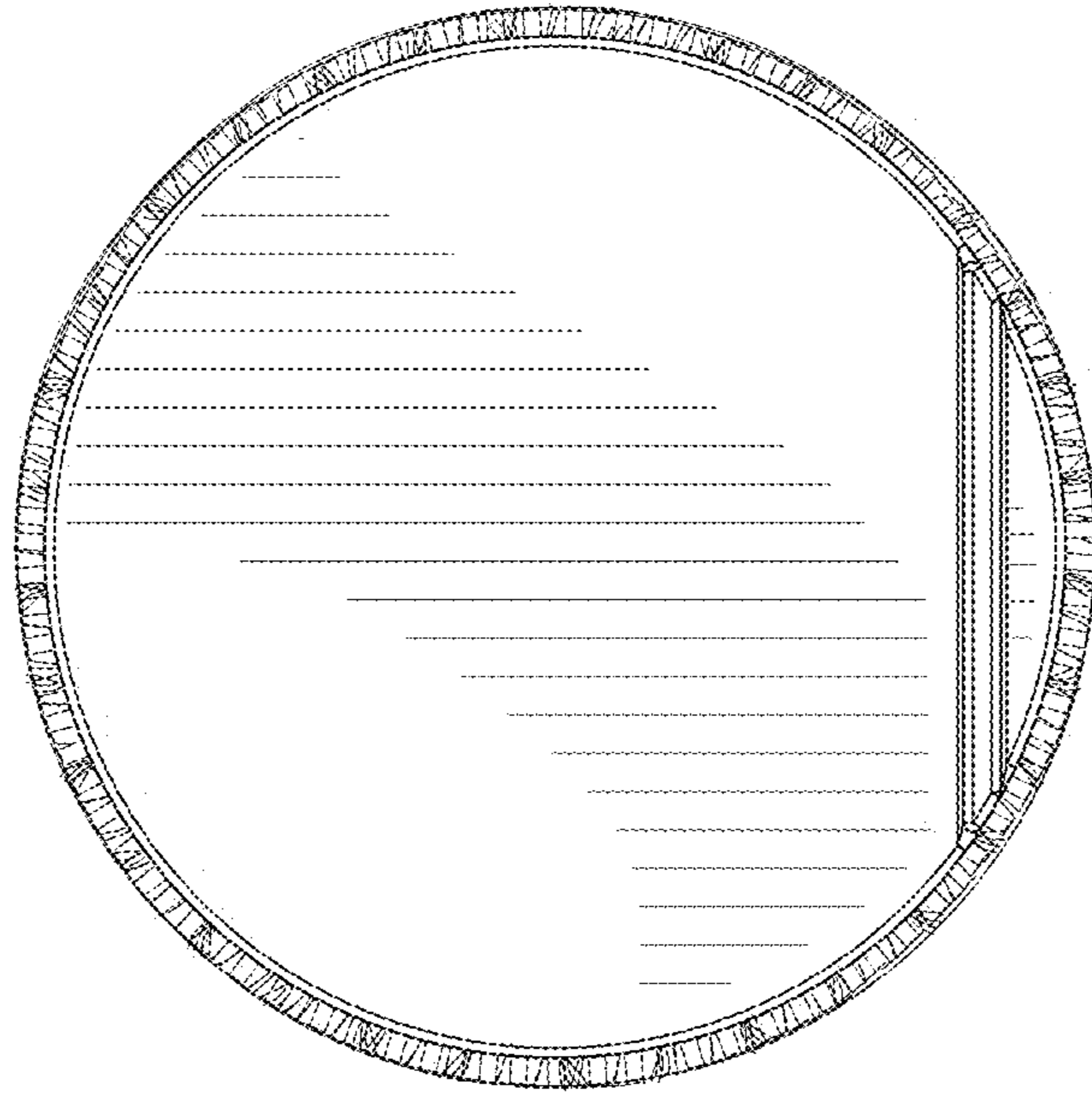


FIG. 8




FIG. 7