



US00D910936S

(12) **United States Design Patent** (10) **Patent No.:** **US D910,936 S**
Frank (45) **Date of Patent:** **** Feb. 16, 2021**

(54) **PET TAG**
(71) Applicant: **David Frank**, South Amboy, NJ (US)
(72) Inventor: **David Frank**, South Amboy, NJ (US)
(**) Term: **15 Years**
(21) Appl. No.: **29/663,722**
(22) Filed: **Sep. 18, 2018**
(51) **LOC (13) Cl.** **30-08**
(52) **U.S. Cl.**
USPC **D30/155**
(58) **Field of Classification Search**
USPC D30/155, 199; D11/14, 29, 40-49, 56,
D11/75
CPC A01K 11/00; A01K 11/001; A01K 11/004;
A01K 11/006; A01K 11/008; A01K
11/002
See application file for complete search history.

6,329,918 B1 12/2001 Moyer
D455,975 S * 4/2002 Deorah D11/40
6,502,060 B1 12/2002 Christian
6,665,966 B1 12/2003 Beck
6,898,155 B1 5/2005 Norman
D542,165 S * 5/2007 Ayr-Popowski D10/106.1
D551,978 S * 10/2007 Daniels D9/456
D556,631 S * 12/2007 Smyth D11/211
D575,666 S * 8/2008 Mudrick D11/103
D575,667 S * 8/2008 Mudrick D11/103
7,845,313 B1 12/2010 Yates
8,982,672 B2 3/2015 Radar
D817,588 S * 5/2018 Fraser D99/5
2002/0180591 A1 12/2002 Berstling
2006/0109750 A1 5/2006 McCracken

* cited by examiner

Primary Examiner — Michael C Stout
Assistant Examiner — Katrina N Gonzalez

(57) **CLAIM**

The ornamental design for a pet tag, as shown and described.

(56) **References Cited**

U.S. PATENT DOCUMENTS

2,450,620 A * 10/1948 Speicher A44C 17/006
63/18
2,451,913 A * 10/1948 Brice A44C 1/00
428/67
3,270,525 A * 9/1966 Sellers A44C 15/002
63/1.15
4,215,497 A * 8/1980 Levy G09F 3/00
40/300
4,875,145 A 10/1989 Roberts
D304,697 S * 11/1989 Crews D11/56
D339,311 S * 9/1993 Ambar D11/103
D433,956 S 11/2000 Mathews

DESCRIPTION

FIG. 1 is a front view of a pet tag showing my new design;
FIG. 2 is a rear view of the pet tag;
FIG. 3 is a left side view of the pet tag;
FIG. 4 is a right view of the pet tag;
FIG. 5 is a top view of the pet tag;
FIG. 6 is a bottom view of the pet tag; and,
FIG. 7 is a top, rear left perspective view of the pet tag, but
shown in a usage state in an environmental view.
The broken lines are illustrative of environmental structure
forming no part of the claimed design.

1 Claim, 3 Drawing Sheets

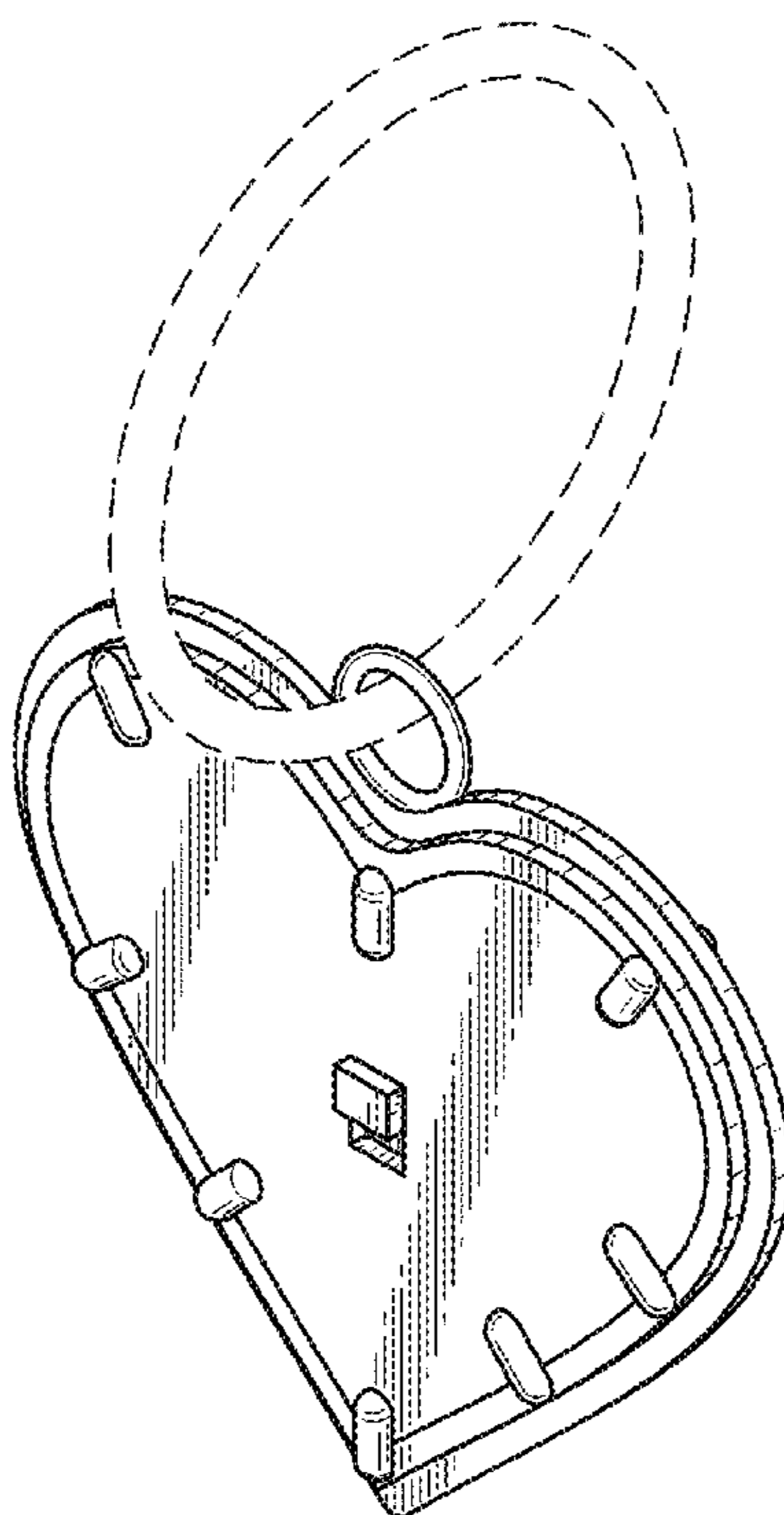


FIG. 1

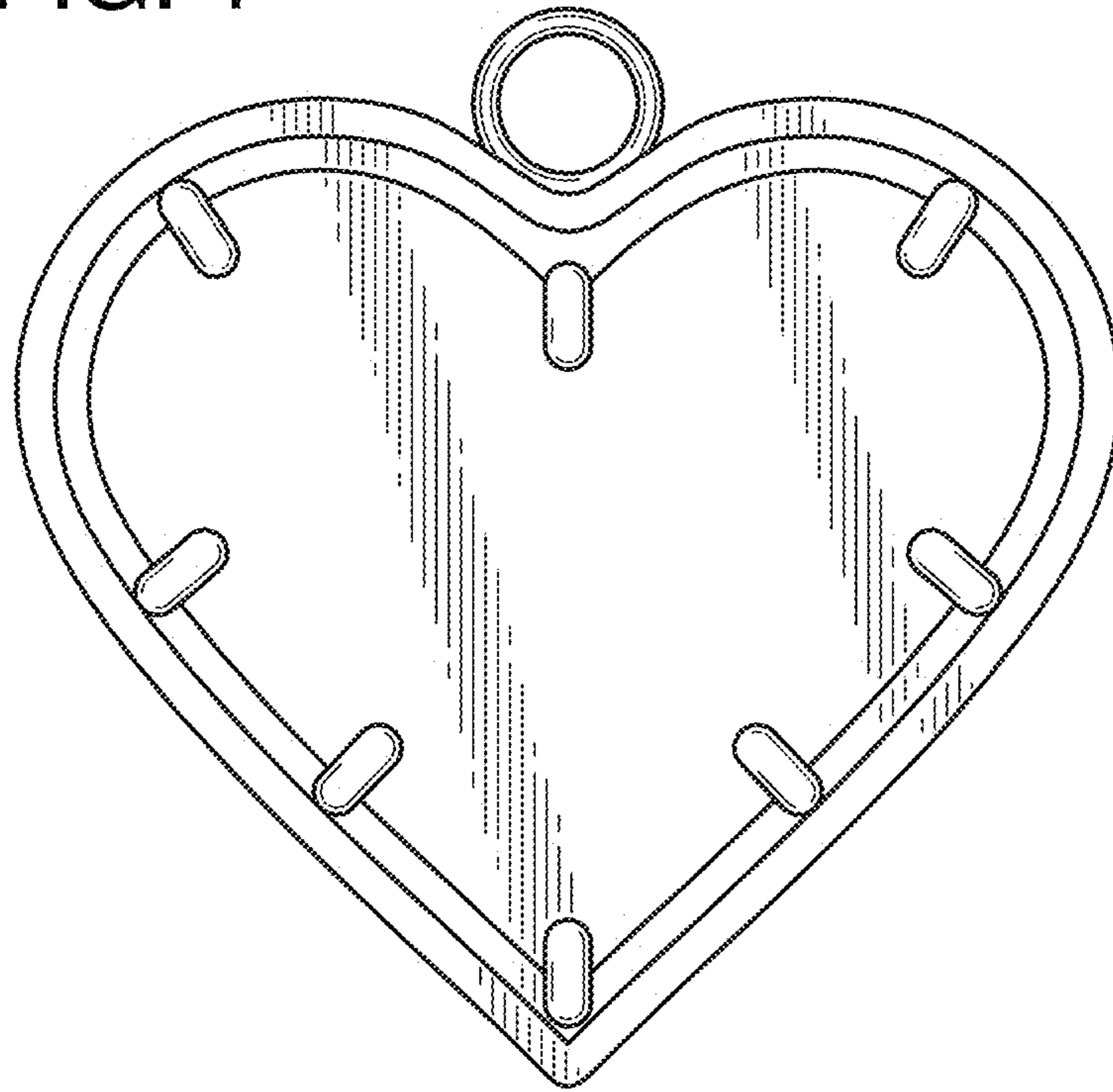


FIG. 2

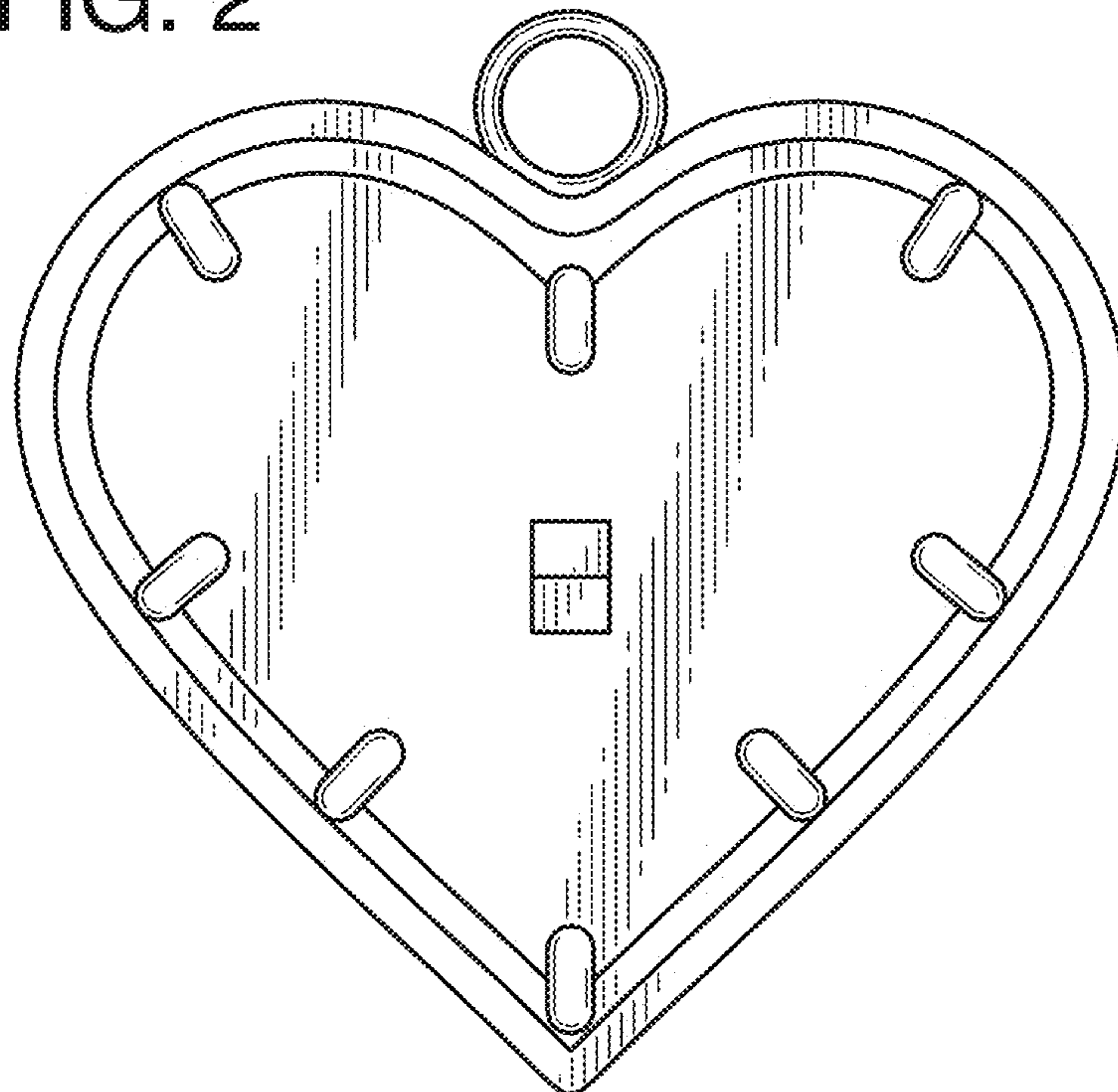


FIG. 3

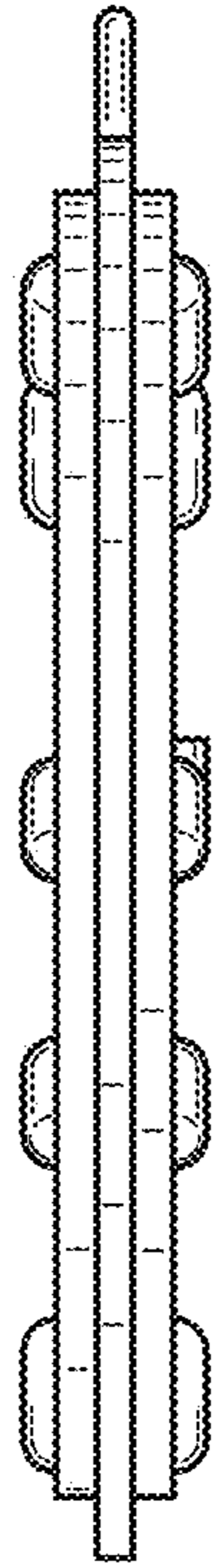


FIG. 4



FIG. 5

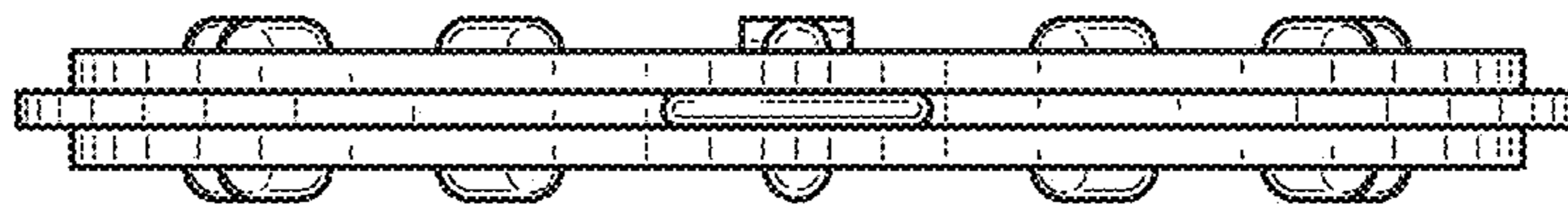


FIG. 6

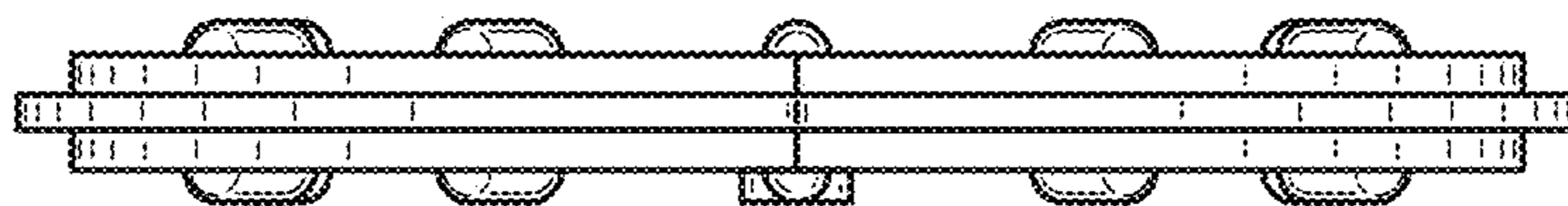


FIG. 7

