



US00D910927S

(12) **United States Design Patent**
Devitt

(10) **Patent No.:** **US D910,927 S**

(45) **Date of Patent:** **** Feb. 16, 2021**

(54) **HEADWEAR**

(71) Applicant: **Circumstant, Inc.**, Huntersville, NC (US)

(72) Inventor: **Glenn Devitt**, Huntersville, NC (US)

(**) Term: **15 Years**

(21) Appl. No.: **29/712,367**

(22) Filed: **Nov. 7, 2019**

Related U.S. Application Data

(62) Division of application No. 29/600,868, filed on Apr. 17, 2017, now Pat. No. Des. 866,867.

(51) **LOC (13) Cl.** **02-03**

(52) **U.S. Cl.**
USPC **D29/102**

(58) **Field of Classification Search**
USPC D29/102-107, 122; D2/870; D16/311, D16/312

CPC A42B 3/00; A42B 3/06; A42B 3/0433; A42B 3/044; A42B 3/0466; A42B 3/20; A42B 3/22; A42B 3/286; A42B 3/185; A42B 3/28; A42B 3/283; A42B 3/0453; A42B 3/0493; A42B 3/062; A42B 3/064; A42B 3/125; A42B 3/04; A42B 3/0406; A42B 3/08; A42B 3/085; A42B 3/16; A42B 3/145; A42B 3/166; A42B 3/30; A42B 3/042; A63B 71/10

See application file for complete search history.

(56) **References Cited**

U.S. PATENT DOCUMENTS

D212,667 S * 11/1968 Vanderbilt D29/102
3,473,166 A * 10/1969 Lobelle A42B 3/222
2/6.5
4,104,743 A * 8/1978 Bottger A42B 3/166
2/423

D354,376 S * 1/1995 Kun D29/104
6,546,264 B1 * 4/2003 Kennedy A42B 3/30
379/430
8,070,307 B2 * 12/2011 Ho G02B 6/001
362/106
8,856,974 B2 * 10/2014 Lanez A42B 3/145
2/410
D738,420 S * 9/2015 Lee D14/372
D750,846 S * 3/2016 Noordzij D29/122
D750,847 S * 3/2016 Noordzij D29/122
D777,379 S * 1/2017 Mullins D29/107
D819,716 S * 6/2018 Kim D16/208
D844,252 S * 3/2019 Kirshon D29/102
D853,038 S * 7/2019 Kirshon D29/102
D866,867 S * 11/2019 Devitt D29/102
D875,161 S * 2/2020 Kawa D16/208
2010/0128468 A1 * 5/2010 Ong A42B 3/044
362/106
2019/0045138 A1 * 2/2019 Devitt A42B 3/042

(Continued)

Primary Examiner — Kimberly Barnes

(74) *Attorney, Agent, or Firm* — Kilpatrick Townsend & Stockton LLP

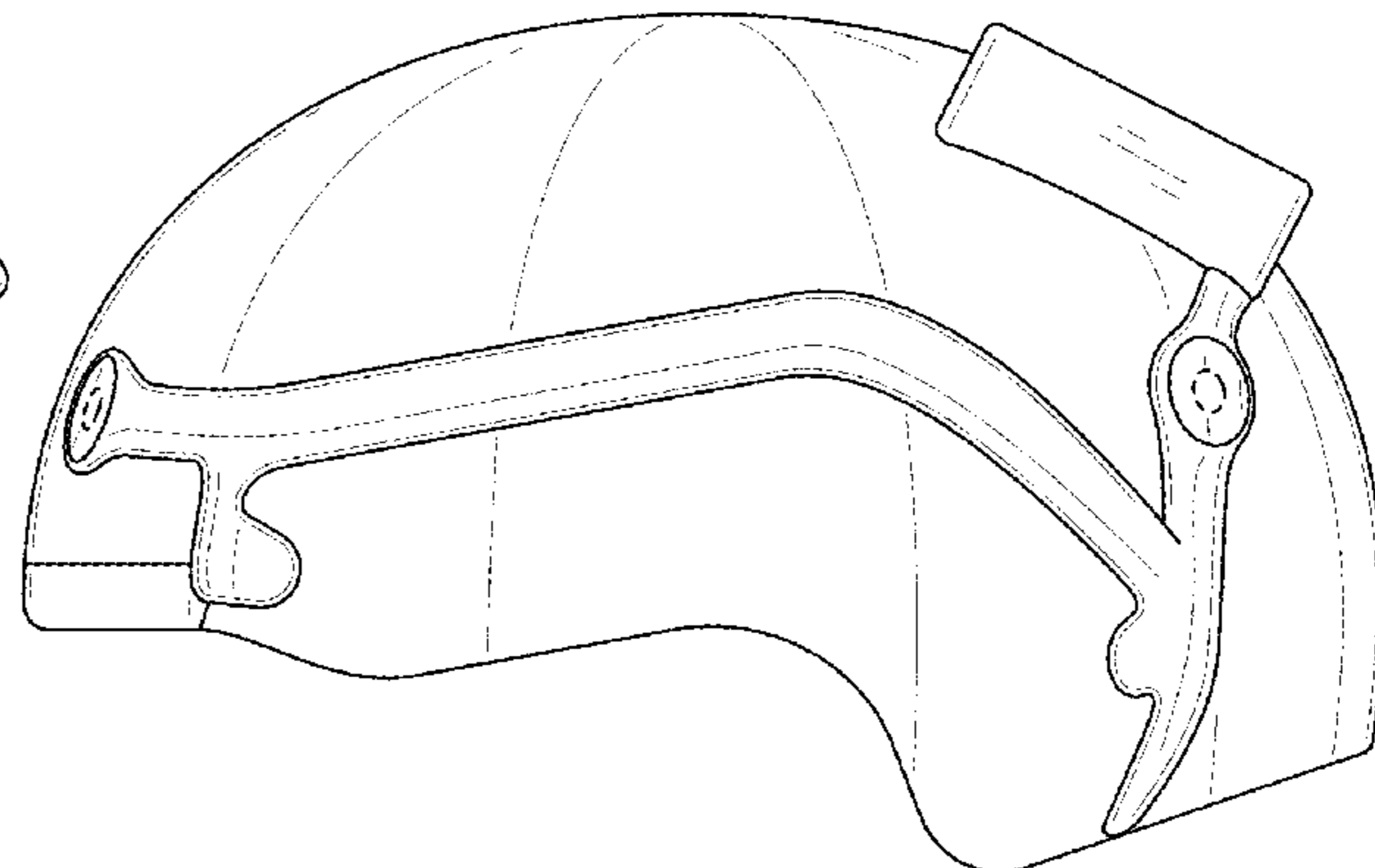
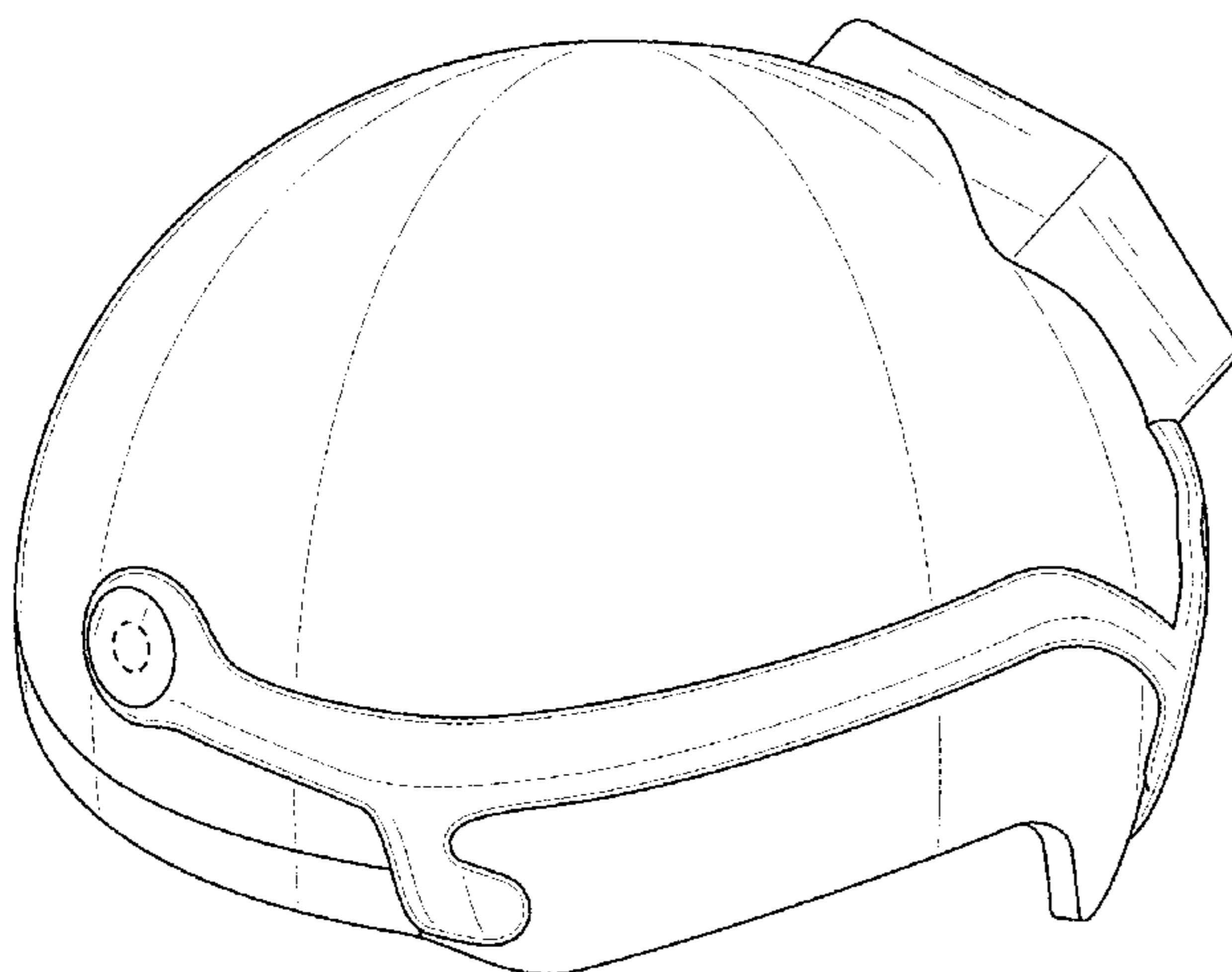
(57) **CLAIM**

I claim the ornamental design for a headwear, as shown and described.

DESCRIPTION

FIG. 1 is a perspective view of a headwear showing my new design;
FIG. 2 is a front elevational view thereof;
FIG. 3 is a rear elevational view thereof;
FIG. 4 is a side elevational view thereof;
FIG. 5 is a side elevational view opposite FIG. 4;
FIG. 6 is a top plan view thereof; and,
FIG. 7 is a bottom plan view thereof.
The broken lines in the drawings depict portions of the headwear that form no part of the claim design.

1 Claim, 7 Drawing Sheets



(56)

References Cited

U.S. PATENT DOCUMENTS

2019/0191812 A1* 6/2019 Salem A42B 3/286
2020/0008508 A1* 1/2020 Havola A42B 3/0406

* cited by examiner

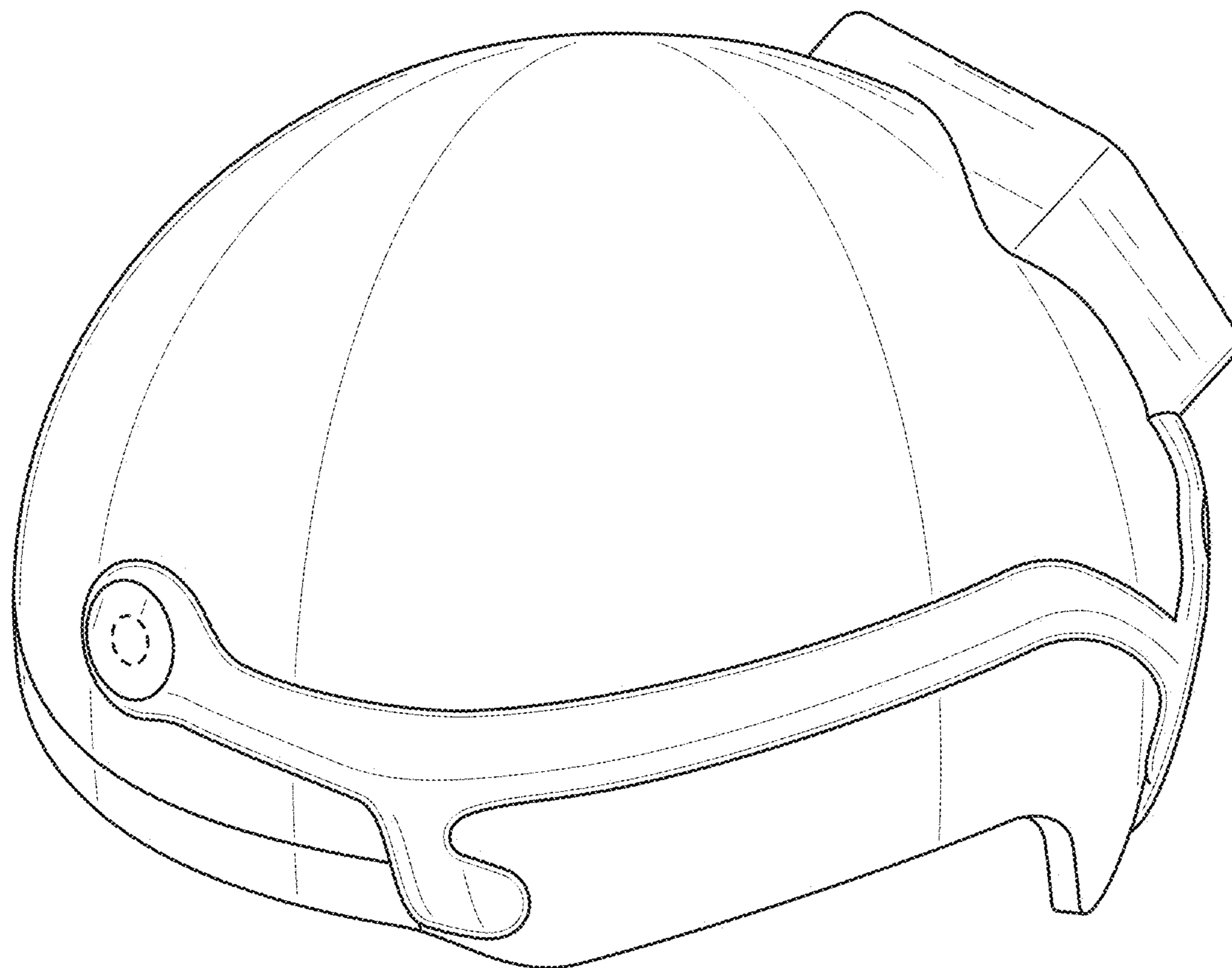


FIG. 1

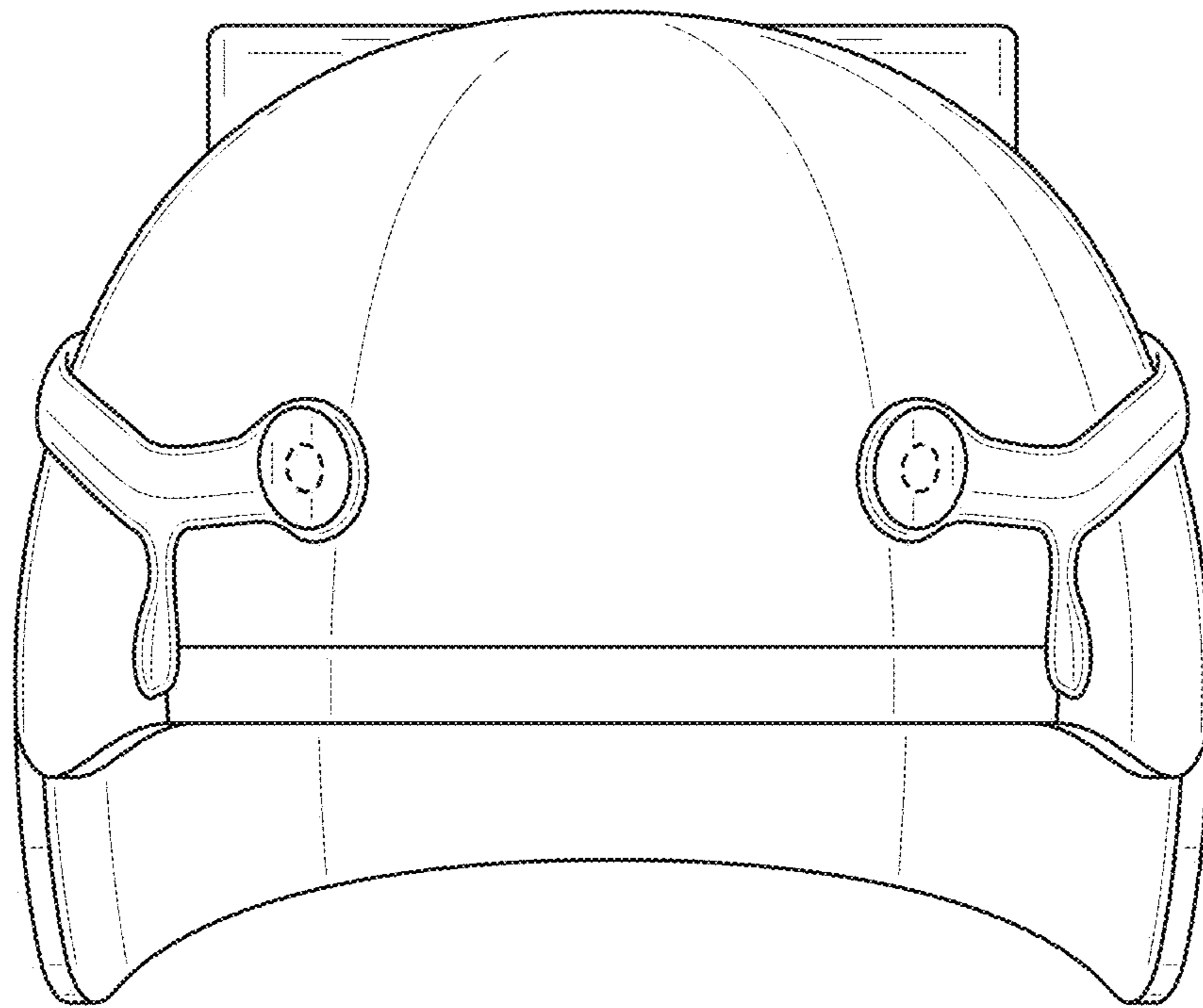


FIG. 2

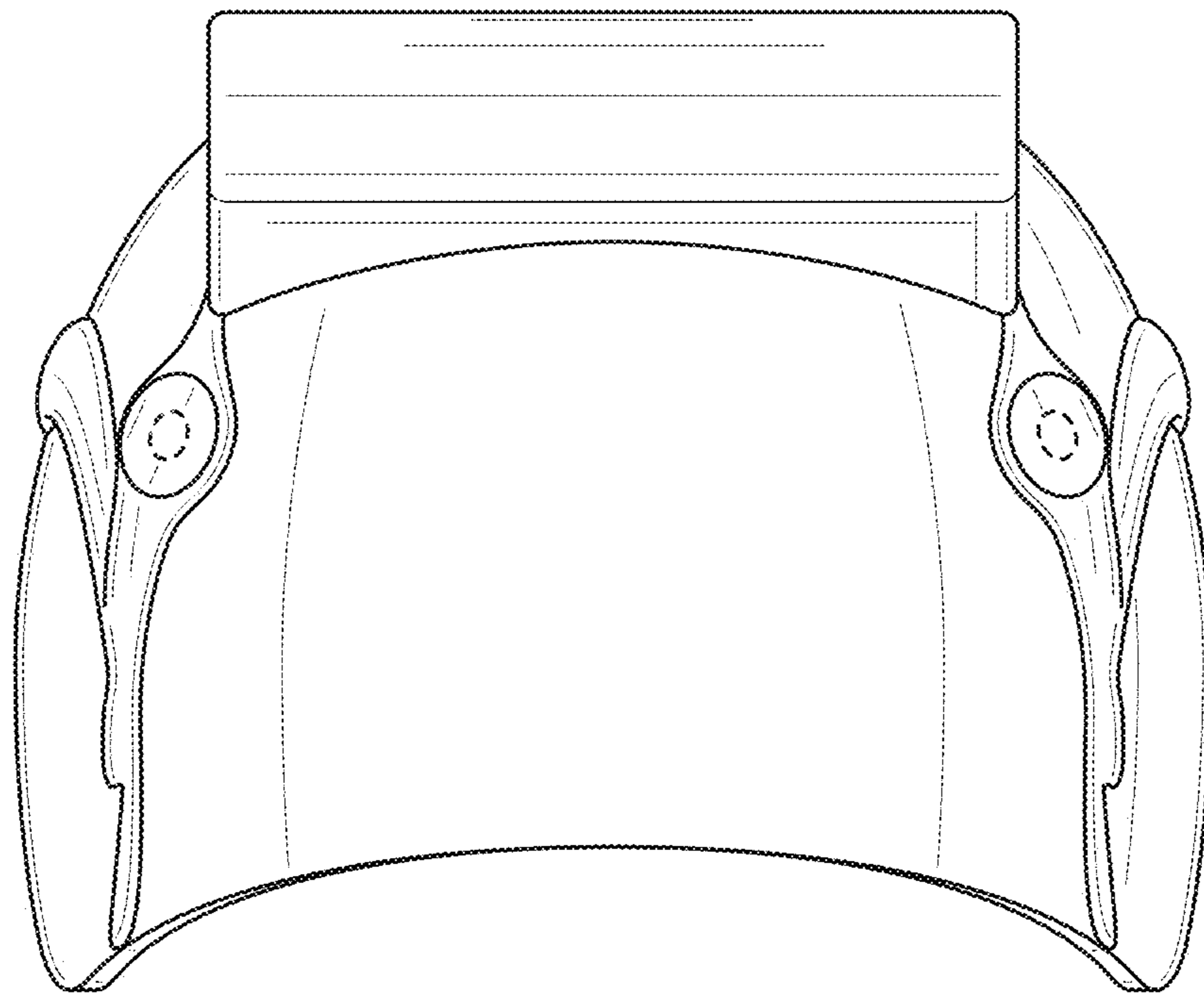


FIG. 3

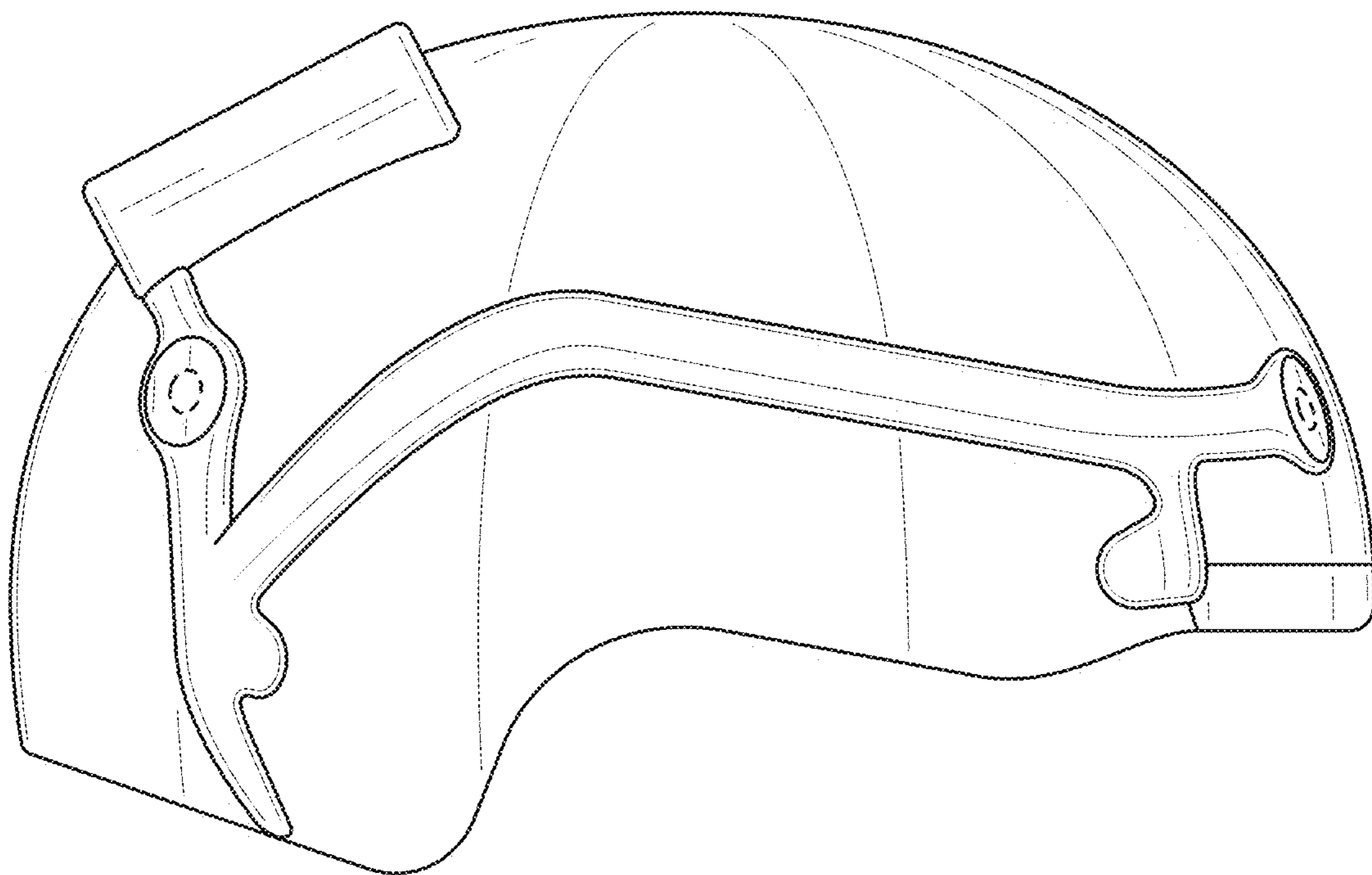


FIG. 4

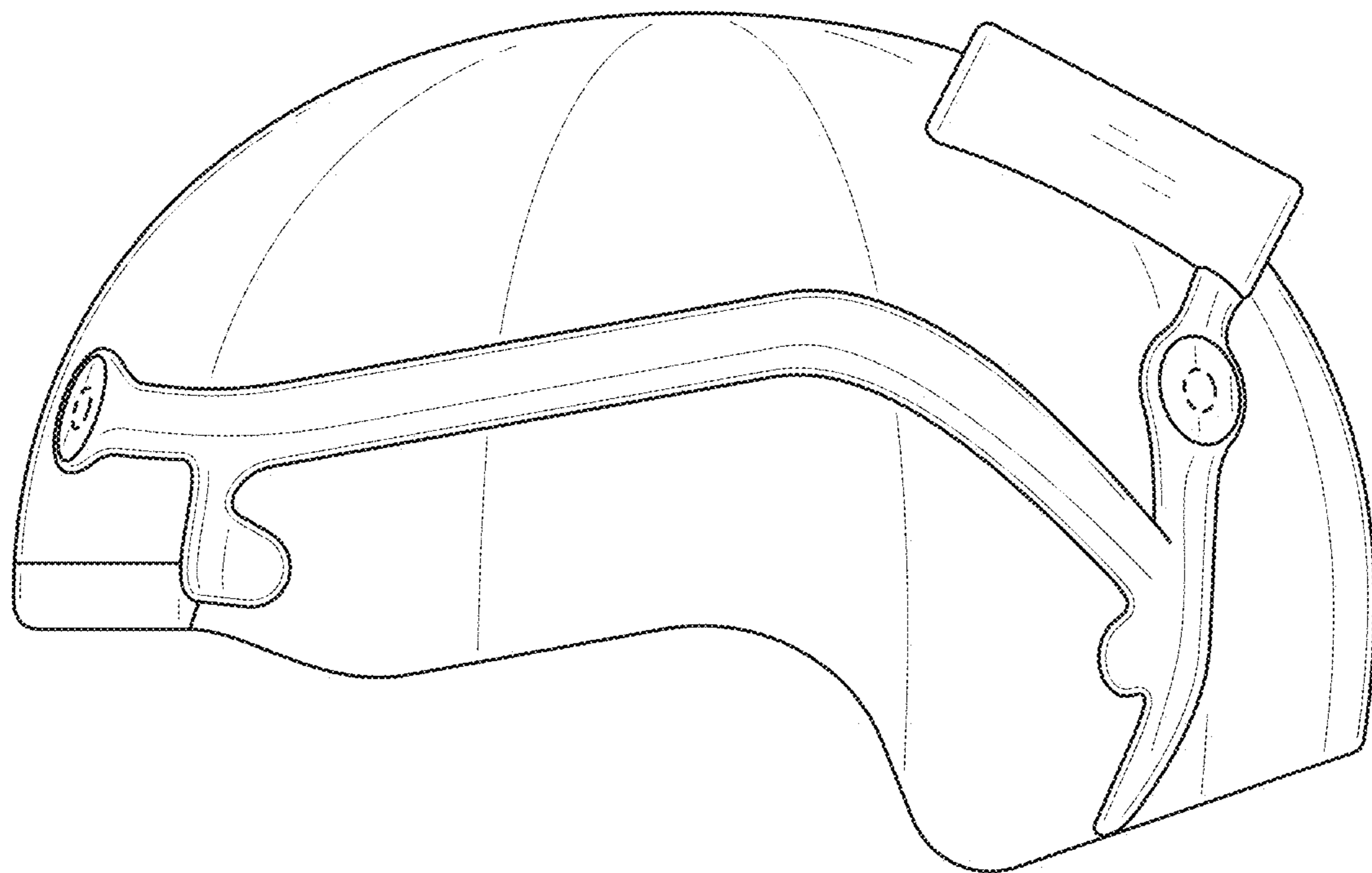


FIG. 5

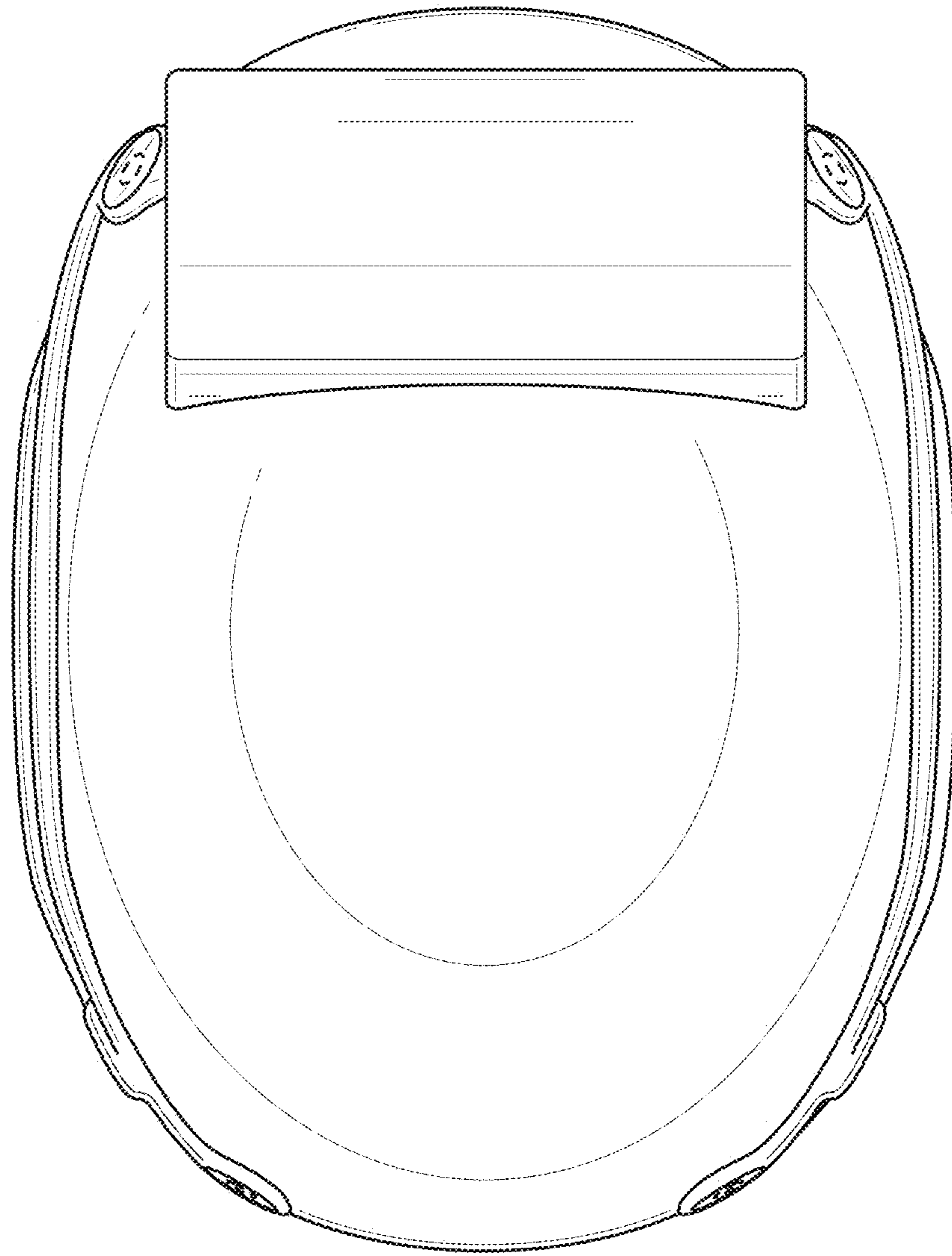


FIG. 6




FIG. 7