



US00D910925S

(12) **United States Design Patent**  
**Zdravevski**

(10) **Patent No.:** **US D910,925 S**

(45) **Date of Patent:** **\*\* Feb. 16, 2021**

- (54) **HAND PALETTE**
- (71) Applicant: **Suzanna Zdravevski**, Taylors Lakes (AU)
- (72) Inventor: **Suzanna Zdravevski**, Taylors Lakes (AU)
- (\*\*) Term: **15 Years**
- (21) Appl. No.: **29/695,919**
- (22) Filed: **Jun. 24, 2019**
- (30) **Foreign Application Priority Data**  
Dec. 24, 2018 (AU) ..... 201817876
- (51) **LOC (13) Cl.** ..... **28-03**
- (52) **U.S. Cl.**  
USPC ..... **D28/76; D19/103**
- (58) **Field of Classification Search**  
USPC ..... D19/103, 102, 104-107, 9, 10, 11;  
D7/550.1, 554.4; D11/132; D14/436;  
D20/22; D21/363, 386, 445, 484, 493,  
D21/505; D23/367; D28/76, 77, 83, 84  
CPC ..... B44D 3/02; B44D 3/18  
See application file for complete search history.

- (56) **References Cited**  
**U.S. PATENT DOCUMENTS**  
  
259,695 A \* 6/1882 Kingwill ..... A63F 3/00176  
273/261  
D100,254 S \* 7/1936 Erickson ..... D20/41  
D141,503 S \* 6/1945 Preis ..... D7/552.1  
2,419,229 A \* 4/1947 Preis ..... A47G 23/06  
294/172  
D206,414 S \* 12/1966 Sundberg ..... D19/103  
3,360,877 A \* 1/1968 Estep ..... A01K 11/00  
40/300

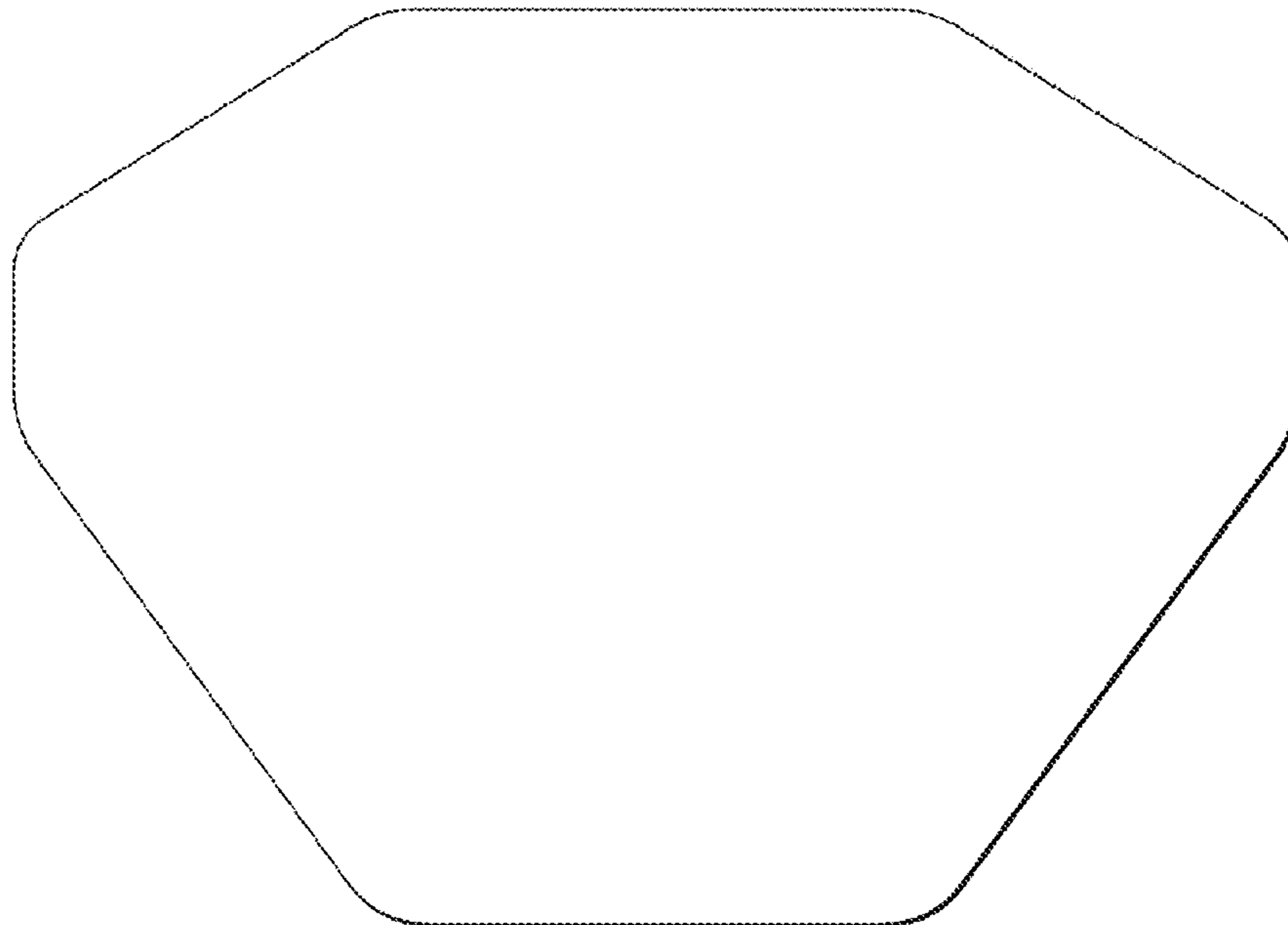
- 3,428,167 A \* 2/1969 Sheng ..... B44D 3/02  
206/1.7
- 3,498,471 A \* 3/1970 Dirx ..... B65D 21/0209  
211/131.1
- D228,527 S \* 10/1973 Arnce et al. .... D10/113.4
- D241,539 S \* 9/1976 Iverson ..... D20/22
- D255,545 S \* 6/1980 Grodin ..... D9/529
- D280,137 S \* 8/1985 Guttenplan ..... D28/76
- D282,484 S \* 2/1986 Armbruster ..... D23/365
- 4,691,609 A \* 9/1987 Acocella ..... G10D 3/173  
84/322
- D346,177 S \* 4/1994 Reineck ..... D17/20
- D348,082 S \* 6/1994 Seabury ..... D21/348
- D355,448 S \* 2/1995 Walter ..... D21/350
- 5,403,011 A \* 4/1995 Schwartz ..... A63F 3/00006  
273/243
- D366,108 S \* 1/1996 Traylor ..... D23/367
- D404,088 S \* 1/1999 Glickman ..... D21/489
- D416,103 S \* 11/1999 Hashmi ..... D26/120
- D425,133 S \* 5/2000 Ueno ..... D20/43
- D478,622 S \* 8/2003 Grayson ..... D19/10
- D498,698 S \* 11/2004 Davidi ..... D11/89
- D574,650 S \* 8/2008 Snider ..... D6/525
- D580,040 S \* 11/2008 Schwartz ..... D23/366
- 7,654,440 B2 \* 2/2010 Quaintance ..... B65D 5/029  
229/109
- D662,936 S \* 7/2012 Jordan ..... D14/411  
(Continued)

*Primary Examiner* — Elizabeth A. Albert  
(74) *Attorney, Agent, or Firm* — Brooks Kushman P.C.

(57) **CLAIM**  
The ornamental design for a hand palette, as shown and described.

**DESCRIPTION**  
FIG. 1 is a rear view of the hand palette.  
FIG. 2 is a front perspective view of the hand palette; and,  
FIG. 3 is a rear perspective view of the hand palette.  
The broken lines form no part of the claimed design.

**1 Claim, 3 Drawing Sheets**



(56)

**References Cited**

U.S. PATENT DOCUMENTS

D698,333 S \* 1/2014 Kolton ..... D14/205  
D759,163 S \* 6/2016 Manowski ..... D20/22

\* cited by examiner




FIG. 1

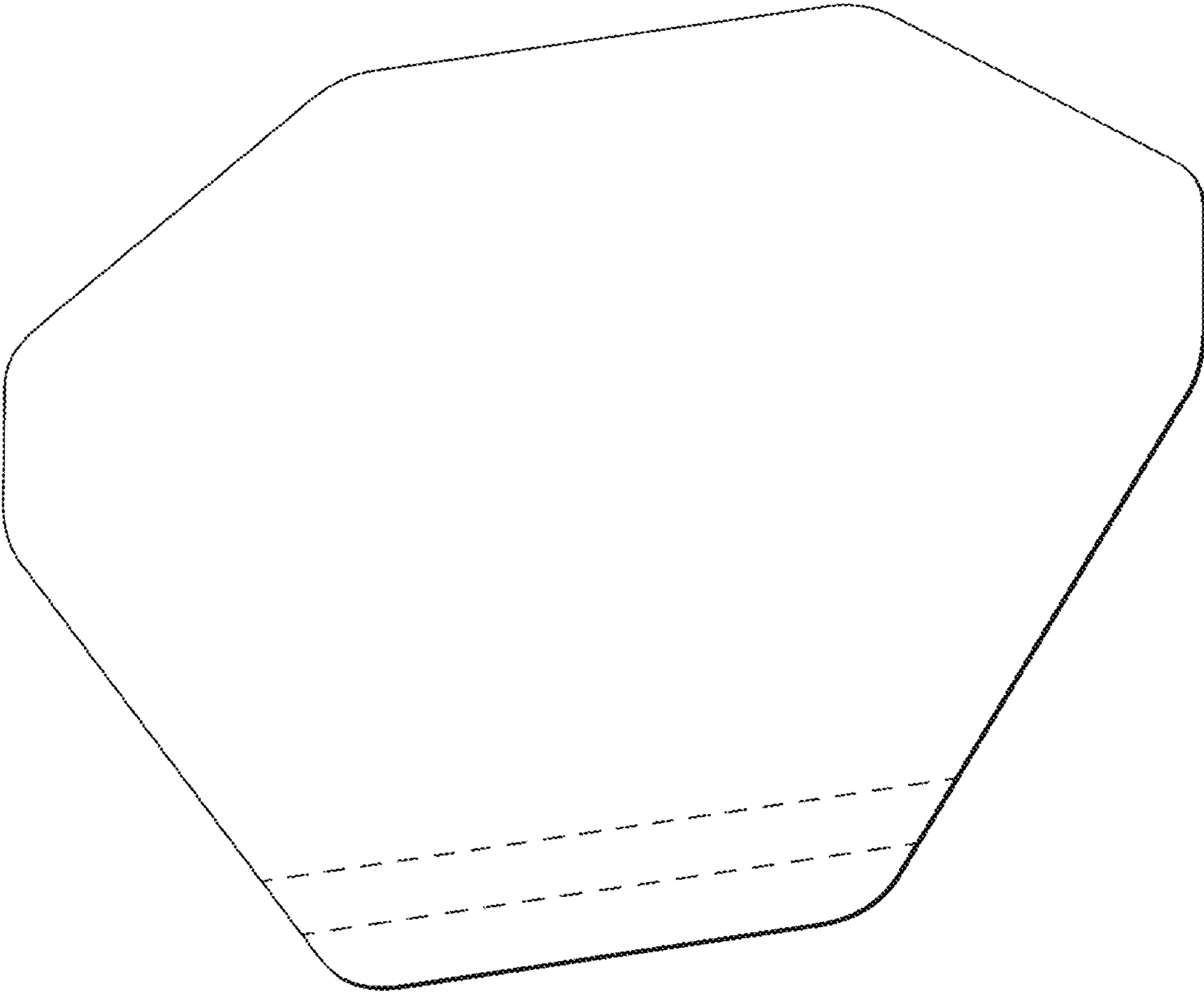


FIG. 2

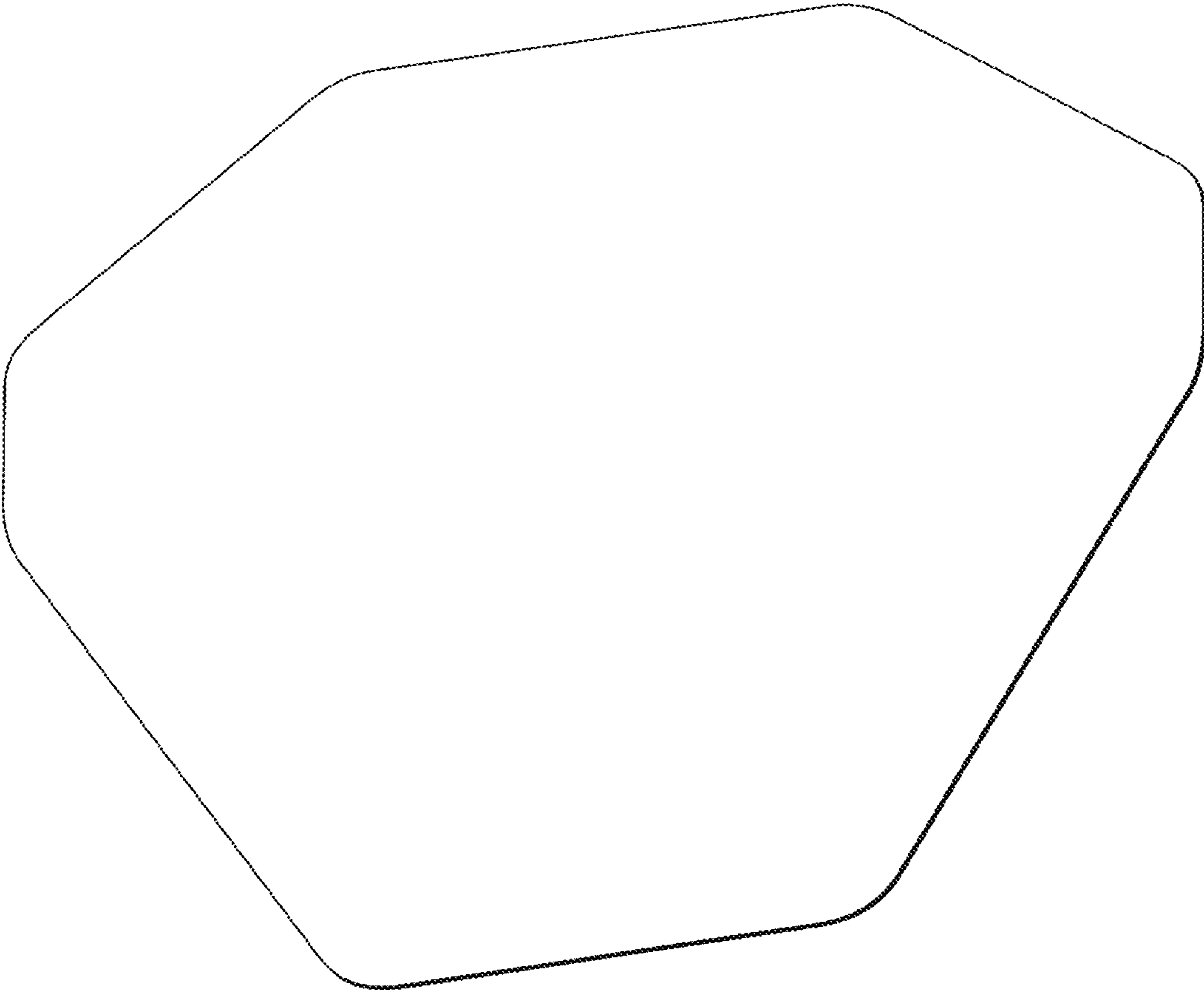


FIG. 3

UNITED STATES PATENT AND TRADEMARK OFFICE  
**CERTIFICATE OF CORRECTION**

PATENT NO. : D910,925 S  
APPLICATION NO. : 29/695919  
DATED : February 16, 2021  
INVENTOR(S) : Suzanna Zdravevski et al.

Page 1 of 1

It is certified that error appears in the above-identified patent and that said Letters Patent is hereby corrected as shown below:

On the Title Page

Item (57), under Description:

After "FIG. 3 is a rear perspective view of the hand palette."

Delete: "The broken lines form no part of the claimed design."

Insert: -- "The broken lines in FIG. 2 are included for the purpose of illustrating a portion of the hand palette that forms no part of the claimed design." --

Signed and Sealed this  
Twenty-second Day of June, 2021



Drew Hirshfeld  
*Performing the Functions and Duties of the  
Under Secretary of Commerce for Intellectual Property and  
Director of the United States Patent and Trademark Office*