



US00D910909S

(12) **United States Design Patent** (10) **Patent No.:** **US D910,909 S**  
**Li** (45) **Date of Patent:** **\*\* Feb. 16, 2021**

(54) **ATOMIZING DEVICE**

(56) **References Cited**

(71) Applicant: **Shenzhen Smoore Technology Limited**, Shenzhen (CN)  
(72) Inventor: **Shaowen Li**, Shenzhen (CN)  
(73) Assignee: **SHENZHEN SMOORE TECHNOLOGY LIMITED**, Shenzhen (CN)

U.S. PATENT DOCUMENTS

D830,625	S	*	10/2018	Stone	.....	D27/101
D843,650	S	*	3/2019	Verleur	.....	D27/172
D868,360	S	*	11/2019	Stone	.....	D27/101
D868,361	S	*	11/2019	Stone	.....	D27/101
D880,055	S	*	3/2020	Luo	.....	D27/162
D883,566	S	*	5/2020	Filleul	.....	D27/162
2016/0345626	A1	*	12/2016	Wong	.....	H02J 7/0045
2018/0279682	A1	*	10/2018	Guo	.....	H05B 3/141
2018/0339118	A1	*	11/2018	Ouyang	.....	A24D 3/18

(\*\*) Term: **15 Years**

\* cited by examiner

(21) Appl. No.: **29/720,341**

*Primary Examiner* — Cathron C Brooks  
*Assistant Examiner* — Keith J Wilson

(22) Filed: **Jan. 13, 2020**

(57) **CLAIM**

The ornamental design for an atomizing device, as shown and described.

(30) **Foreign Application Priority Data**

**DESCRIPTION**

Sep. 23, 2019 (CN) ..... 2019 3 0521973

(51) **LOC (13) Cl.** ..... **27-02**


(52) **U.S. Cl.**  
USPC ..... **D27/162; D23/360**

(58) **Field of Classification Search**  
USPC ..... D23/356, 359-360, 366; D27/100-101, D27/162, 163-165, 172, 174, 175, 183, D27/185-194  
CPC ..... A61M 11/005; A61M 15/0085; A61M 11/00; A61M 16/14; A61M 11/02; A61M 15/00; A61M 15/0001; A61M 15/001; A61M 15/06; A24F 47/002; A24F 47/006; A24F 47/008

FIG. 1 is a perspective view of an atomizing device;  
FIG. 2 is another perspective view thereof;  
FIG. 3 is a front elevational view thereof;  
FIG. 4 is a rear elevational view thereof;  
FIG. 5 is a left side elevational view thereof;  
FIG. 6 is a right side elevational view thereof;  
FIG. 7 is a top plan view thereof; and,  
FIG. 8 is a bottom plan view thereof.  
The broken lines in the drawings depict portions of the atomizing device that form no part of the claimed design.  
The shade lines in the figures show contour and not surface ornamentation.

See application file for complete search history.

**1 Claim, 8 Drawing Sheets**






FIG. 1




FIG. 2




FIG. 3




FIG. 4




FIG. 5




FIG. 6

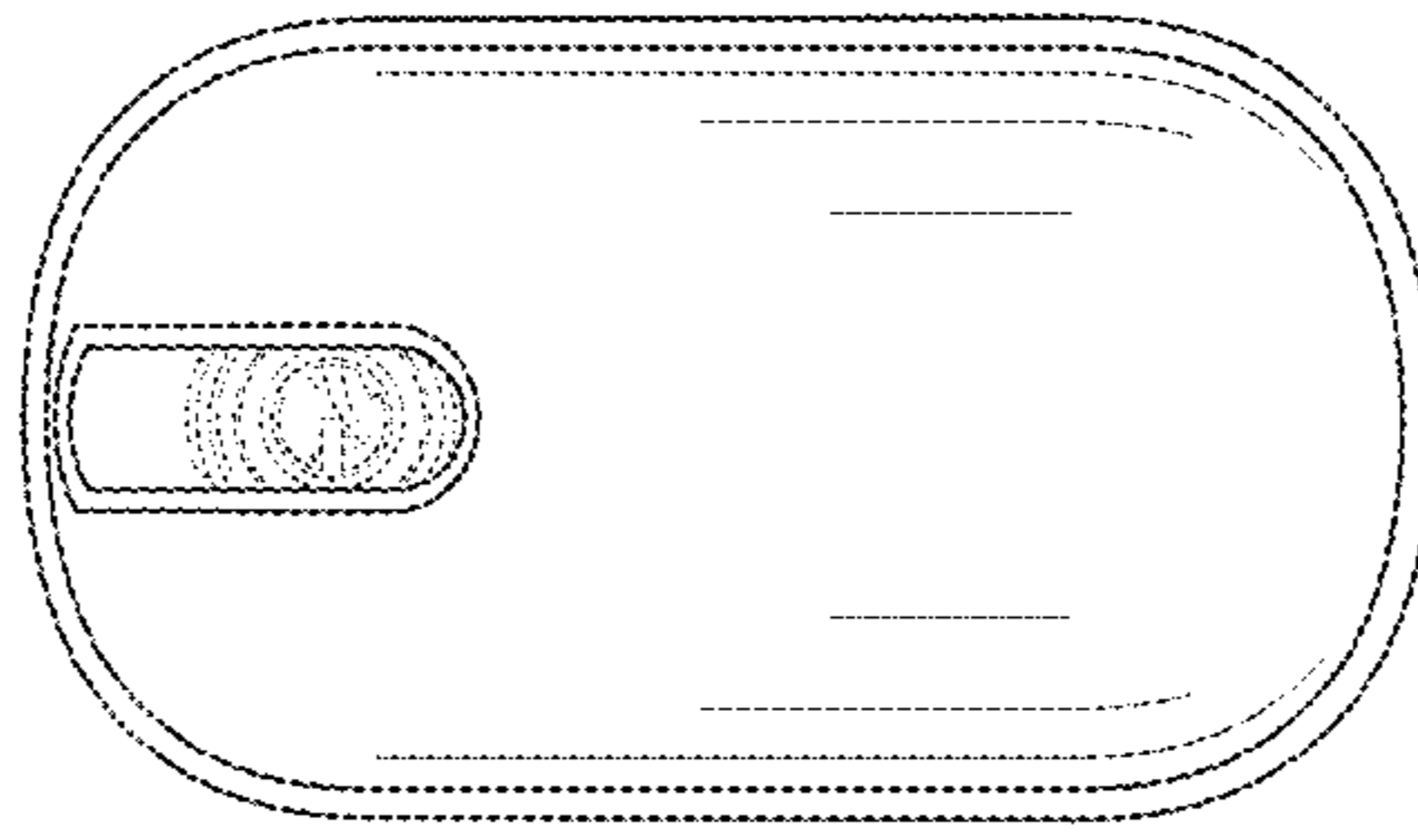


FIG. 7



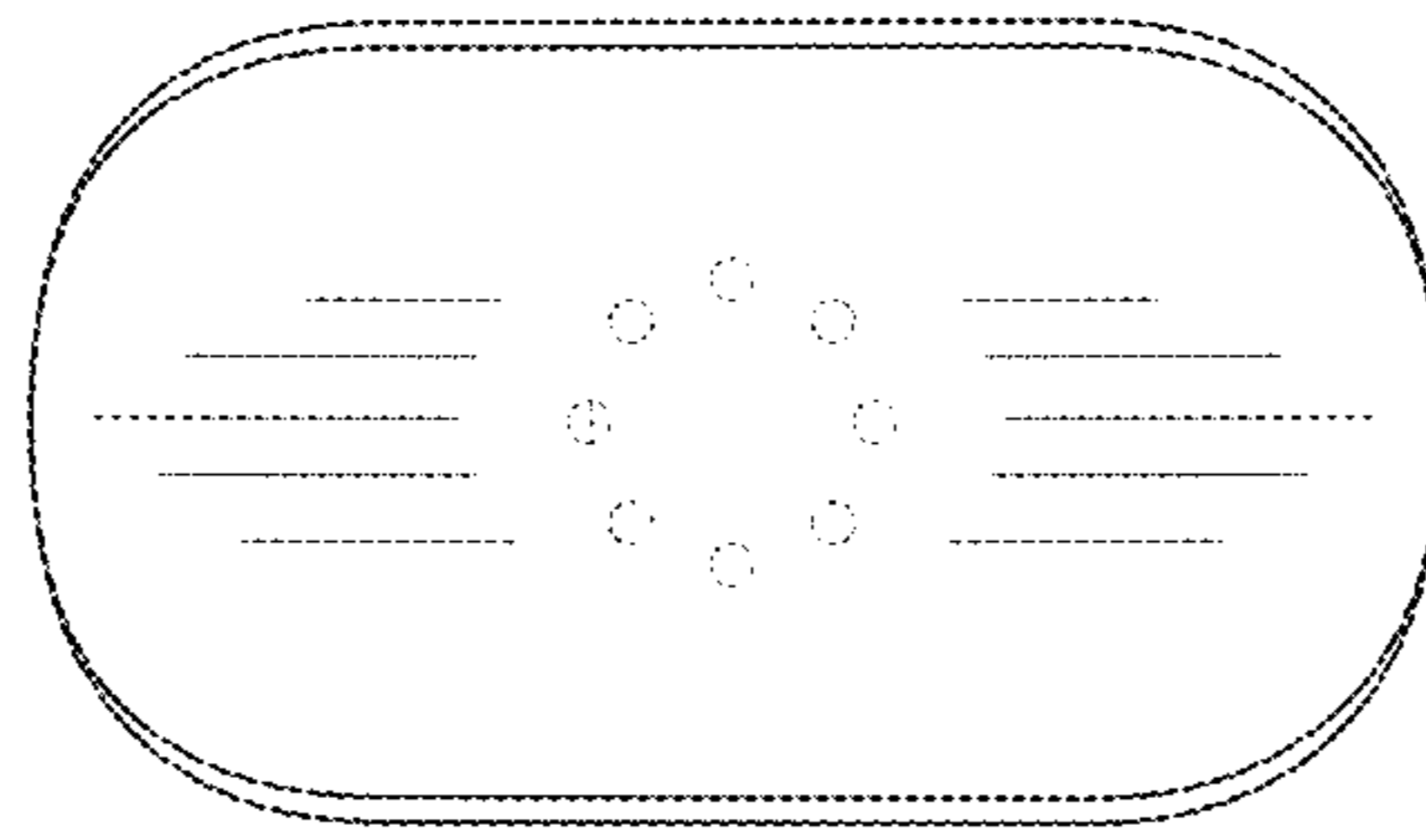


FIG. 8