



US00D910893S

(12) **United States Design Patent**
Chan et al.

(10) **Patent No.:** **US D910,893 S**
(45) **Date of Patent:** **** Feb. 16, 2021**

- (54) **TAIL LIGHT SIGNATURE**
- (71) Applicant: **Jaguar Land Rover Limited**, Coventry (GB)
- (72) Inventors: **Alex Chan**, Coventry (GB); **Paven Patel**, Coventry (GB)
- (73) Assignee: **Jaguar Land Rover Limited**, Coventry (GB)
- (**) Term: **15 Years**
- (21) Appl. No.: **29/726,428**
- (22) Filed: **Mar. 3, 2020**

Related U.S. Application Data

- (62) Division of application No. 29/629,180, filed on Dec. 12, 2017, now Pat. No. Des. 879,338.

(30) **Foreign Application Priority Data**

- Jun. 15, 2017 (EM) 004048858
- (51) **LOC (13) Cl.** **26-06**
- (52) **U.S. Cl.**
USPC **D26/28**
- (58) **Field of Classification Search**
USPC D26/28, 139; D12/91, 164, 169
CPC .. F21S 41/00; F21S 48/10; F21S 41/20; F21S 48/115; F21S 48/225; F21S 48/1233; F21S 48/1266; F21S 48/1388; F21S 48/2268; F21V 21/04
See application file for complete search history.

(56) **References Cited**

U.S. PATENT DOCUMENTS

- D869,696 S * 12/2019 Trim D26/28
- D872,326 S * 1/2020 Tovey D26/28

- D875,278 S * 2/2020 Jobling D26/28
- D876,688 S * 2/2020 Thomas D26/28
- D876,715 S * 2/2020 Thomas D26/139
- D878,670 S * 3/2020 Bernardi D26/139
- D879,338 S * 3/2020 Chan D26/28
- D880,025 S * 3/2020 Chan D26/28
- D892,365 S * 8/2020 Thomas D26/28
- D893,061 S * 8/2020 Tovey D26/28

* cited by examiner

Primary Examiner — Mary Ann Calabrese

Assistant Examiner — Katelin G Kloberg

(74) *Attorney, Agent, or Firm* — Wood Herron & Evans LLP

(57) **CLAIM**


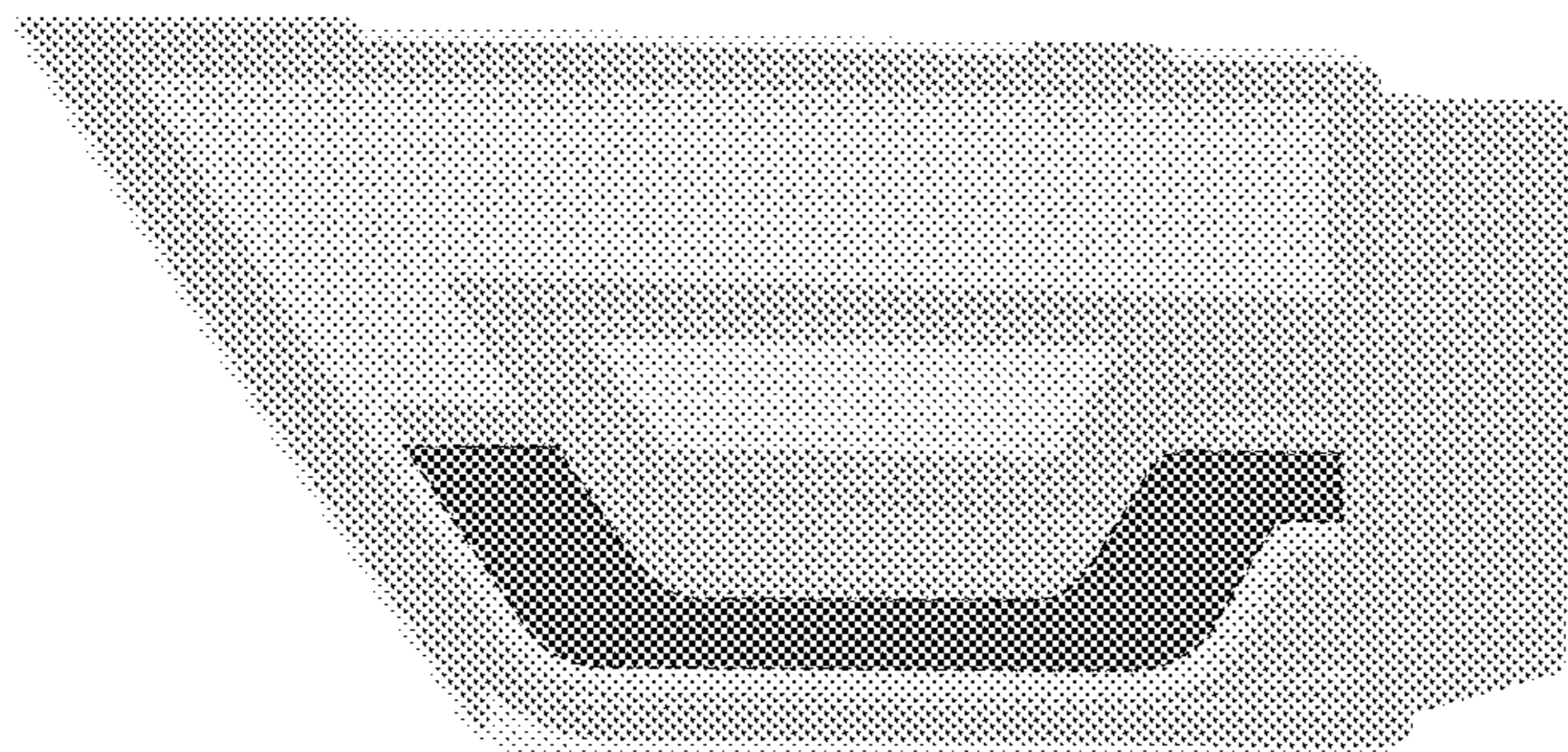
The ornamental design for a tail light signature, as shown and described.

DESCRIPTION

FIG. 1 is a front right side perspective view of a tail light signature, showing a first embodiment of our new design; FIG. 2 is a front left side perspective view thereof; FIG. 3 is a rear, right side perspective view thereof; FIG. 4 is a front elevation view thereof; FIG. 5 is a right side elevation view thereof; FIG. 6 is front elevation view thereof, shown within an environment of use; and, FIG. 7 is a front elevation view of a tail light signature showing a second embodiment of our design within an environment of use.

The broken lines depict boundaries and form no part of the claimed design. Features of the tail light and the depiction of a vehicle shown de-emphasized in half-tones represent environmental subject matter that forms no part of the claimed design.

1 Claim, 7 Drawing Sheets






FIG. 1

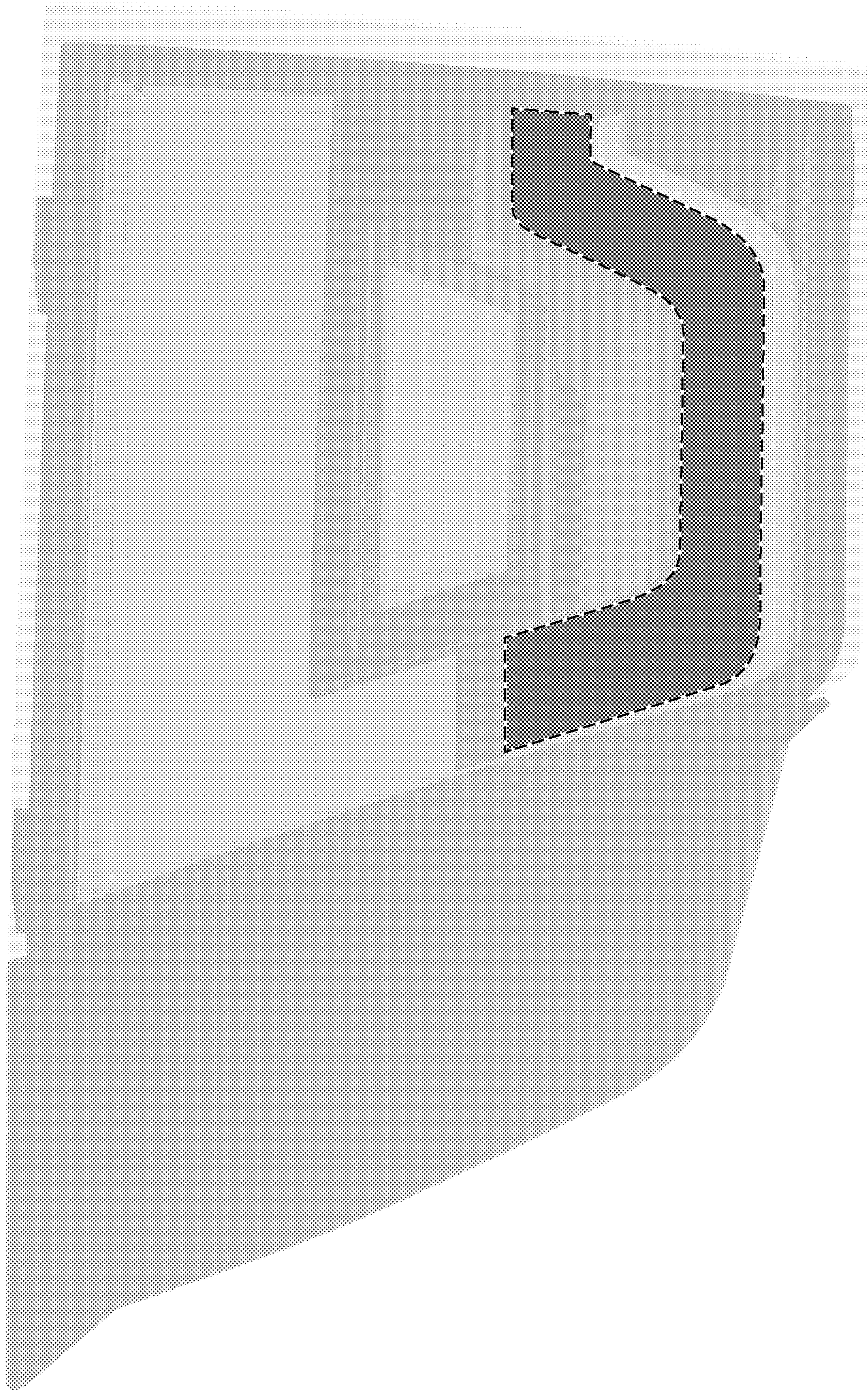


FIG. 2




FIG. 3




FIG. 4

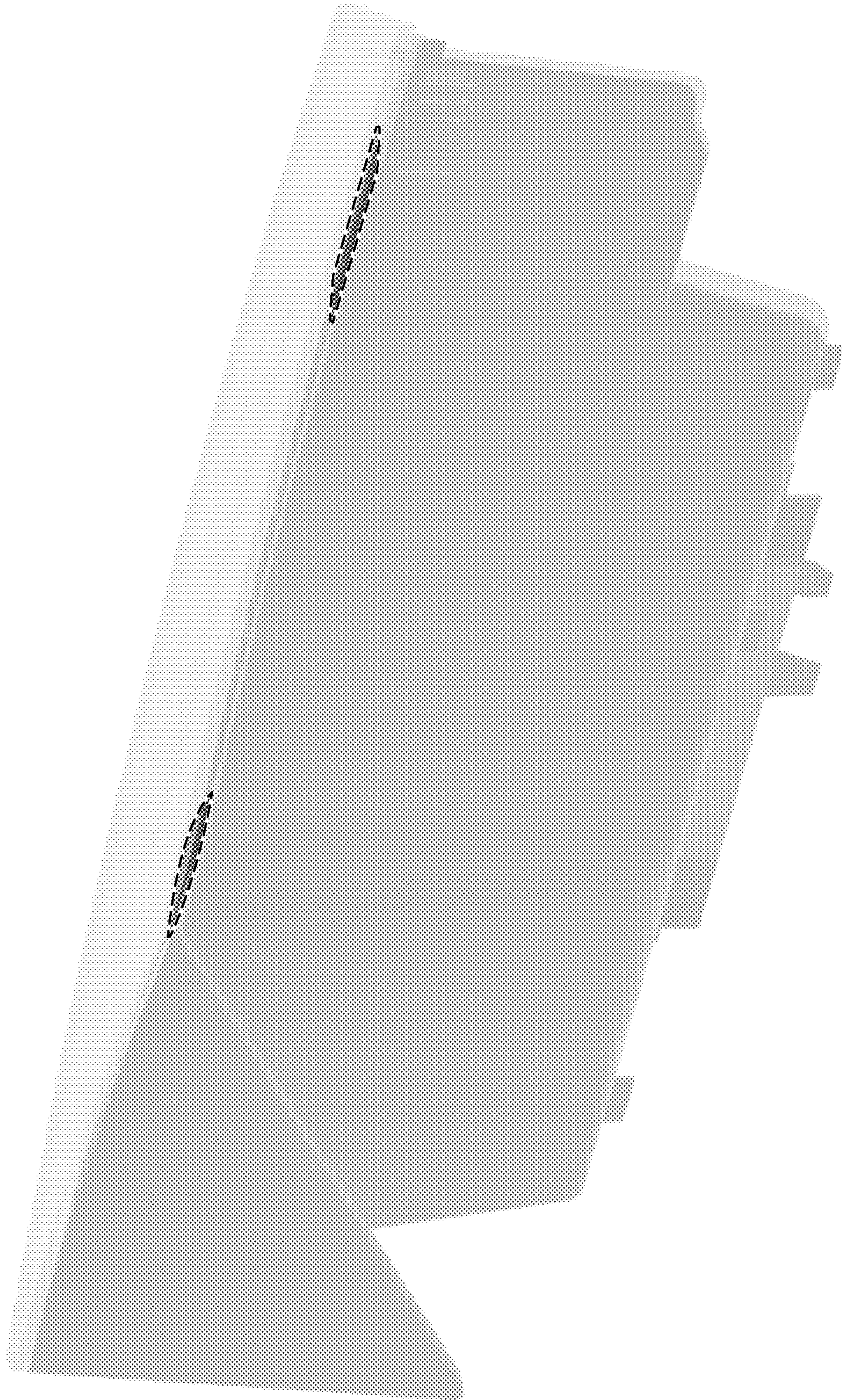


FIG. 5



FIG. 6



FIG. 7

UNITED STATES PATENT AND TRADEMARK OFFICE
CERTIFICATE OF CORRECTION

PATENT NO. : D910,893 S
APPLICATION NO. : 29/726428
DATED : February 16, 2021
INVENTOR(S) : Alex Chan et al.

Page 1 of 1

It is certified that error appears in the above-identified patent and that said Letters Patent is hereby corrected as shown below:

On the Title Page

Column 2, item (57) "Description" Line 1, reads "FIG. 1 is a front right side perspective view..." and should read --FIG. 1 is a front, right side perspective view ...--.

Column 2, item (57) "Description" Line 3, reads "FIG. 2 is a front left side perspective view..." and should read --FIG. 2 is a front, left side perspective view ...--.

Column 2, item (57) "Description" Line 7, reads "FIG. 6 is front elevation view thereof, ..." and should read --FIG. 6 is a front elevation view thereof, ...--.

Signed and Sealed this
Thirty-first Day of August, 2021



Drew Hirshfeld
*Performing the Functions and Duties of the
Under Secretary of Commerce for Intellectual Property and
Director of the United States Patent and Trademark Office*