



US00D910872S

(12) **United States Design Patent**  
**White et al.**

(10) **Patent No.:** **US D910,872 S**

(45) **Date of Patent:** **\*\* Feb. 16, 2021**

(54) **SURGICAL TOOL HOLDER**

(71) Applicant: **VERSAH, LLC**, Jackson, MI (US)

(72) Inventors: **Zachary White**, Jackson, MI (US);  
**Aaron Beach**, Jackson, MI (US); **Todd Marshall**, Jackson, MI (US)

(73) Assignee: **Versah LLC**, Jackson, MI (US)

(\*\*) Term: **15 Years**

(21) Appl. No.: **29/706,323**

(22) Filed: **Sep. 19, 2019**

(51) **LOC (13) Cl.** ..... **24-02**

(52) **U.S. Cl.**  
USPC ..... **D24/229**

(58) **Field of Classification Search**  
USPC ..... D24/127, 128, 156, 185, 216-232;  
D9/756-758  
CPC ..... A61B 17/7074; A61B 17/88; A61B  
2050/3011; A61C 19/02; A61C 2202/00;  
A61G 15/16  
See application file for complete search history.

(56) **References Cited**

**U.S. PATENT DOCUMENTS**

D287,633 S *	1/1987	Hollar	.....	D24/230
D368,532 S *	4/1996	Jonkman	.....	D24/229
6,193,892 B1 *	2/2001	Krueger	.....	B03C 1/288 210/695
D618,280 S *	6/2010	Siegel	.....	D19/85
7,740,759 B2 *	6/2010	Su	.....	B01L 9/06 210/222
D683,046 S *	5/2013	Yin	.....	D24/230
D715,427 S *	10/2014	Jovet-Hug	.....	D24/128
D782,024 S *	3/2017	Murphy	.....	D23/393
D814,654 S *	4/2018	Daines	.....	D24/230
D850,624 S *	6/2019	Huwais	.....	D24/176

D852,978 S *	7/2019	Krensky	.....	D24/231
D877,899 S *	3/2020	Shepherd	.....	D24/128
D882,820 S *	4/2020	Oghabian	.....	D24/232
D898,941 S *	10/2020	Ollar	.....	D24/230
D900,337 S *	10/2020	Kamees	.....	D24/227

**FOREIGN PATENT DOCUMENTS**

KR 3020050034185 \* 10/2005

**OTHER PUBLICATIONS**

Versah Guided Surgery System. Online, published date Oct. 24, 2019. Retrieved on Oct. 29, 2020 from URL: <https://www.youtube.com/watch?v=bOawcqi3jPU> (Year: 2019).\*

\* cited by examiner

*Primary Examiner* — Janice Hallmark

*Assistant Examiner* — Omeed Agilee

(74) *Attorney, Agent, or Firm* — Endurance Law Group PLC

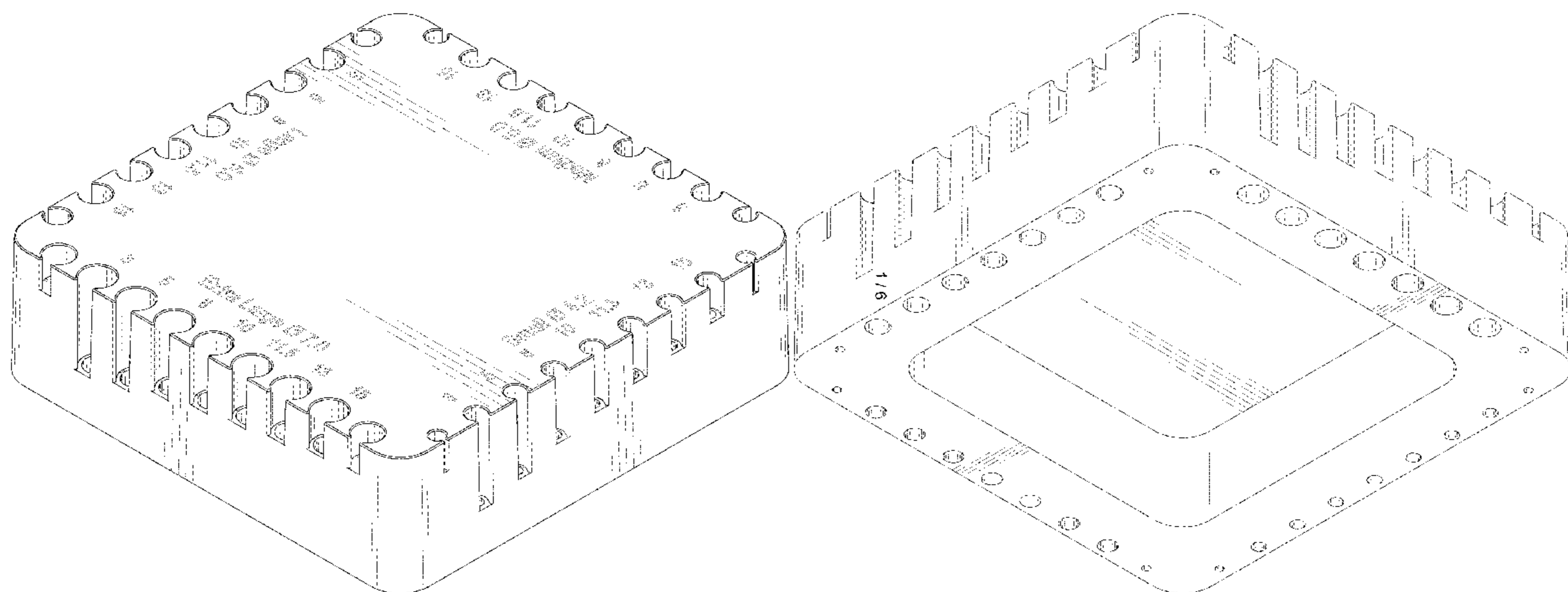
(57) **CLAIM**

The ornamental design for a surgical tool holder, as shown and described.

**DESCRIPTION**

FIG. 1 is top perspective view of a surgical tool holder according to the present invention; FIG. 2 is bottom perspective view of the surgical tool holder; FIG. 3 is a top view of the surgical tool holder; FIG. 4 is a bottom view of the surgical tool holder. FIG. 5 is a front view of the surgical tool holder; FIG. 6 is a right view of the surgical tool holder; FIG. 7 is a rear side view of the surgical tool holder; and, FIG. 8 is a left side view of the surgical tool holder. The broken lines in FIGS. 1 and 3 depict environmental subject matter and form no part of the claimed design.

**1 Claim, 6 Drawing Sheets**





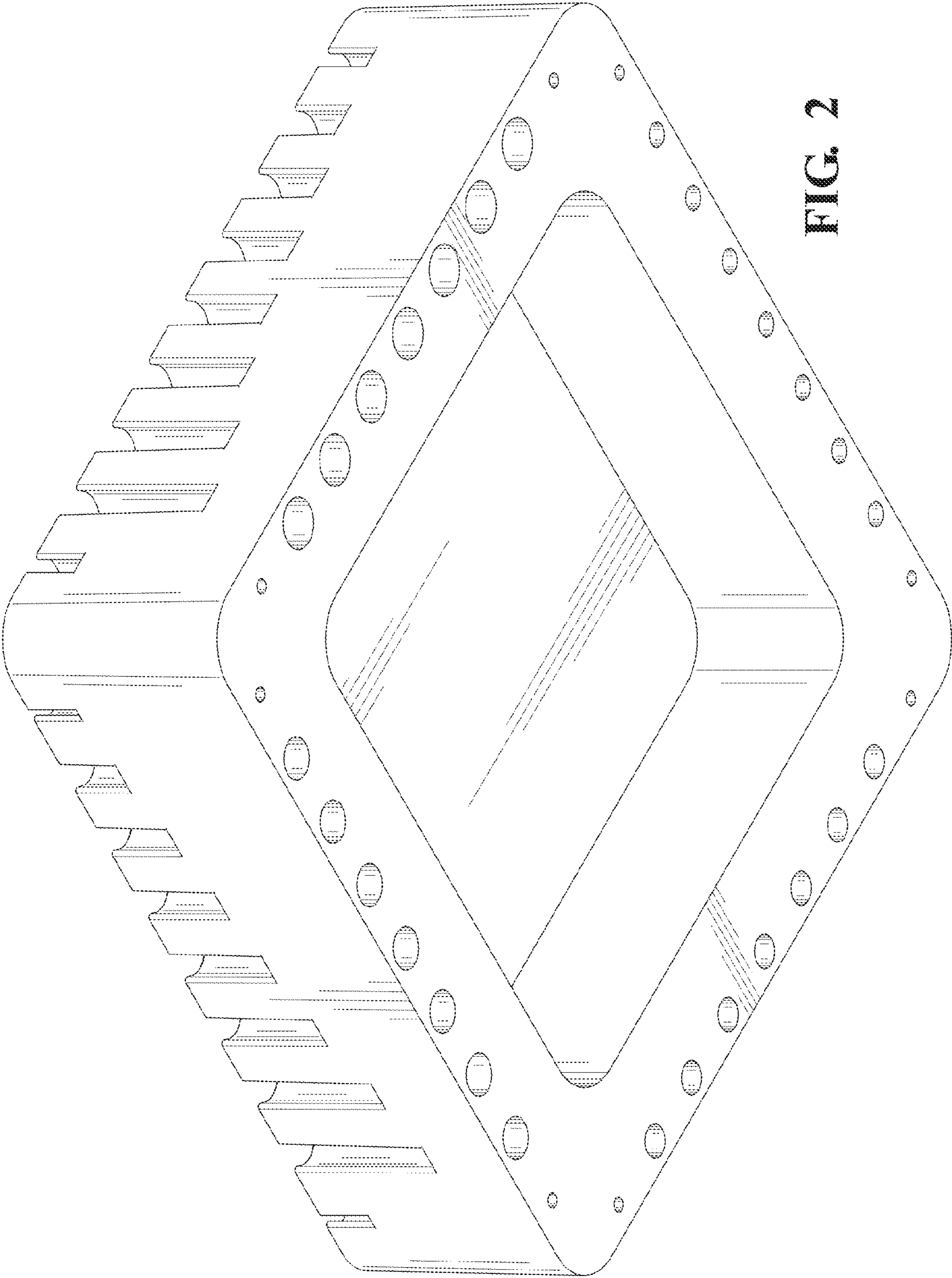


FIG. 2



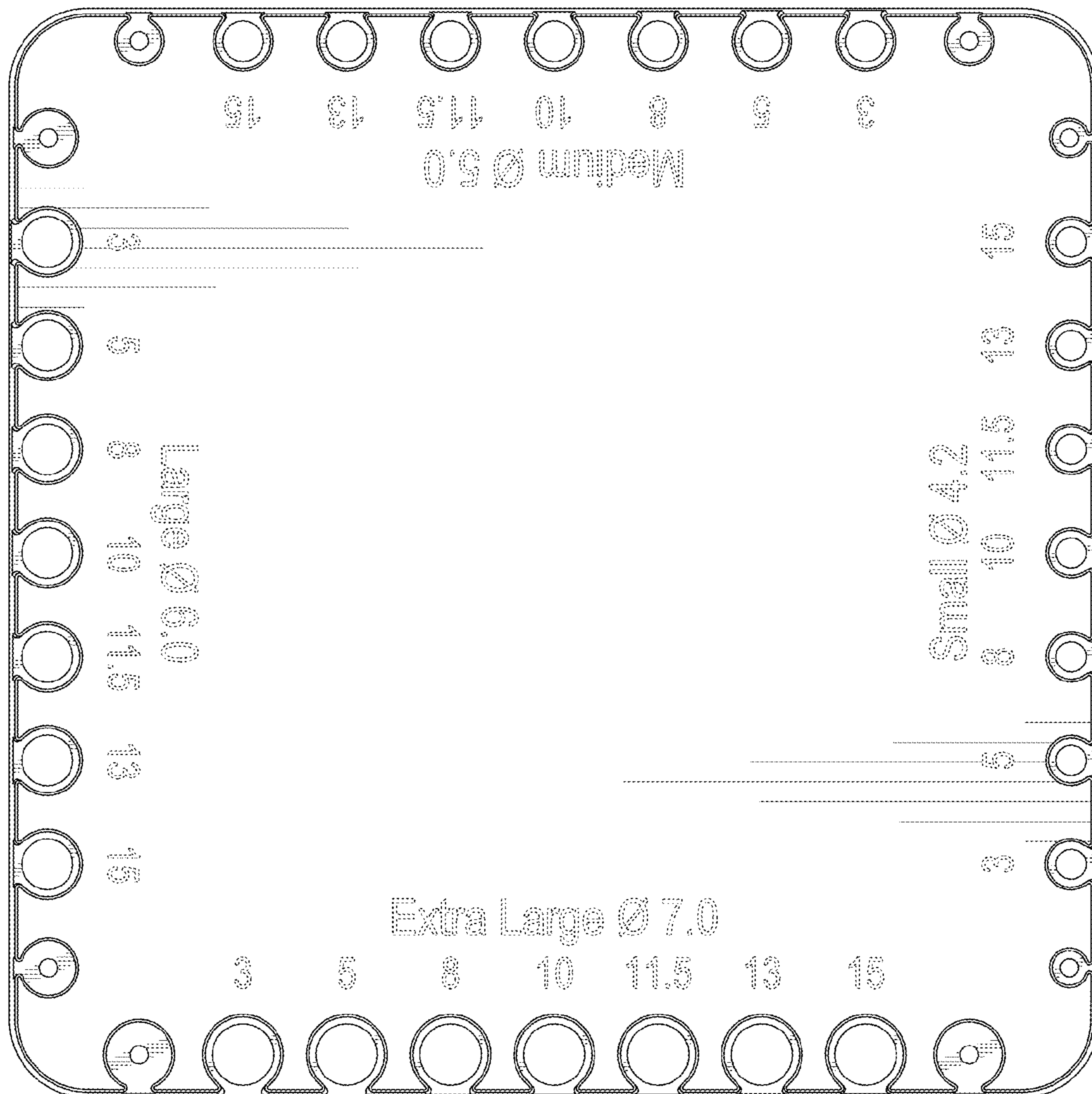


FIG. 3

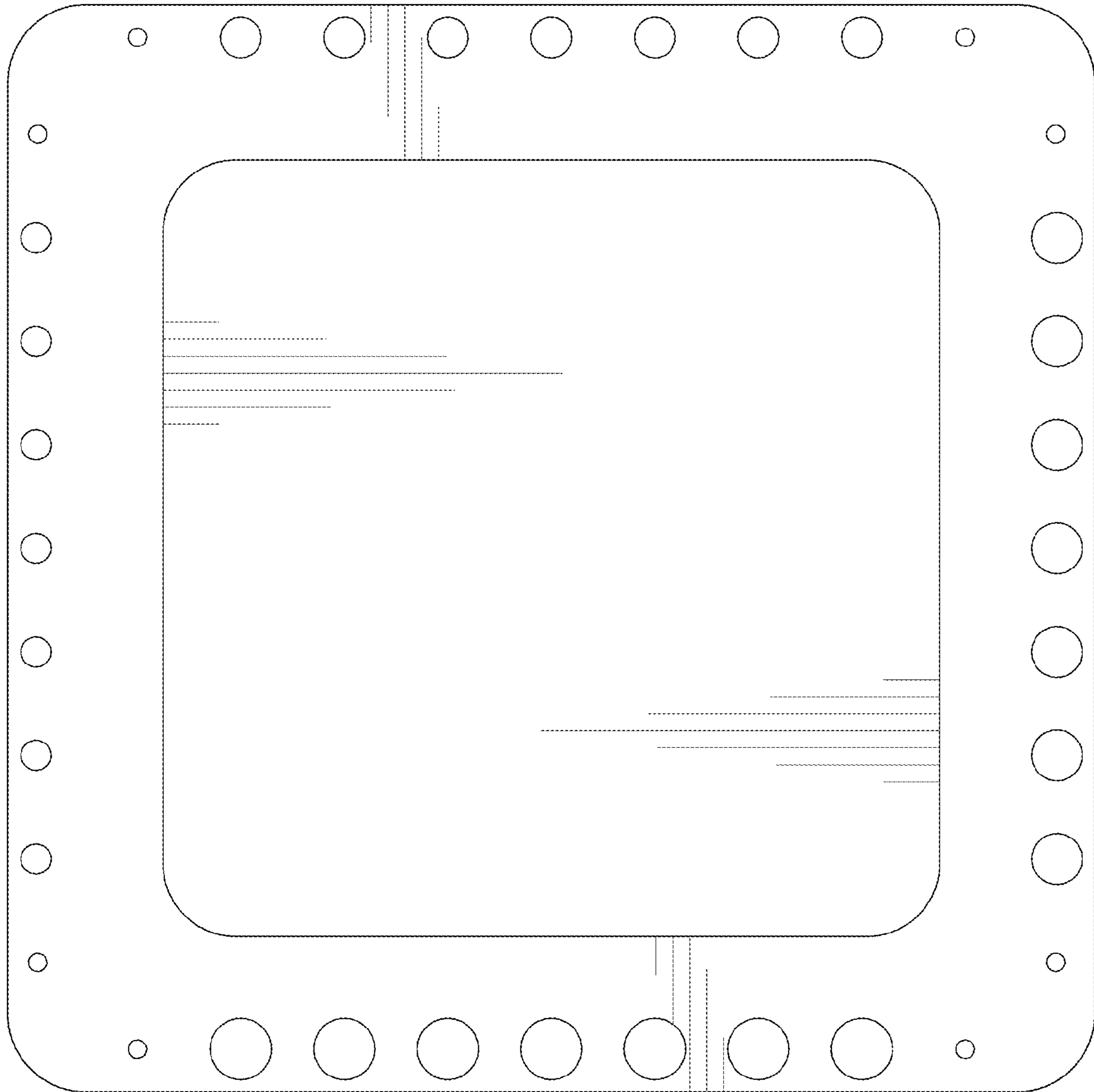
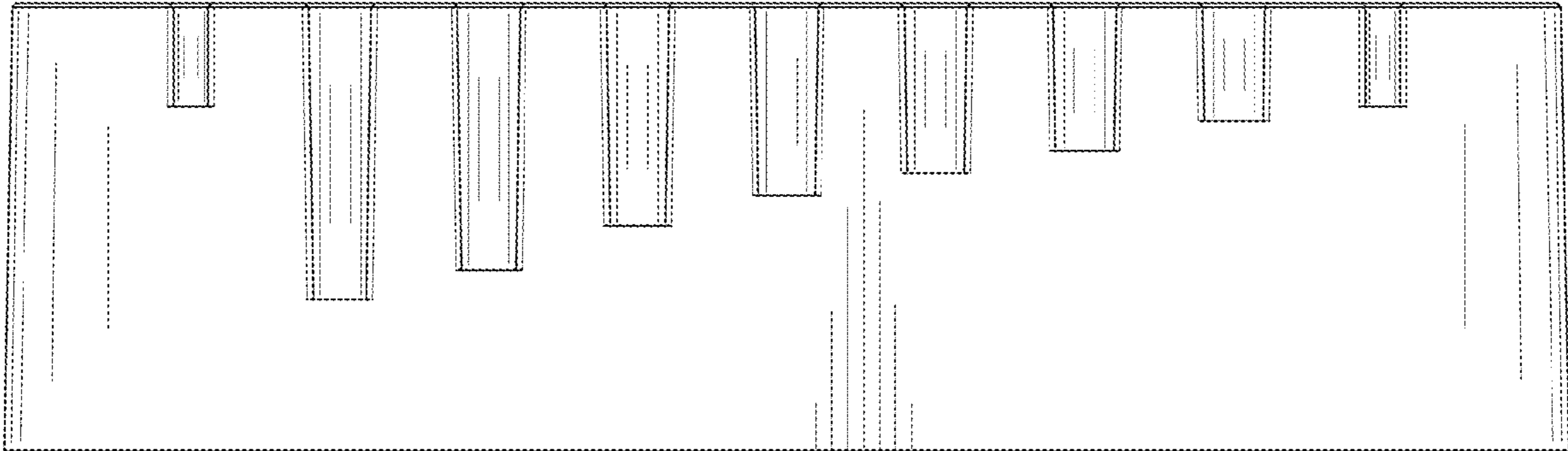
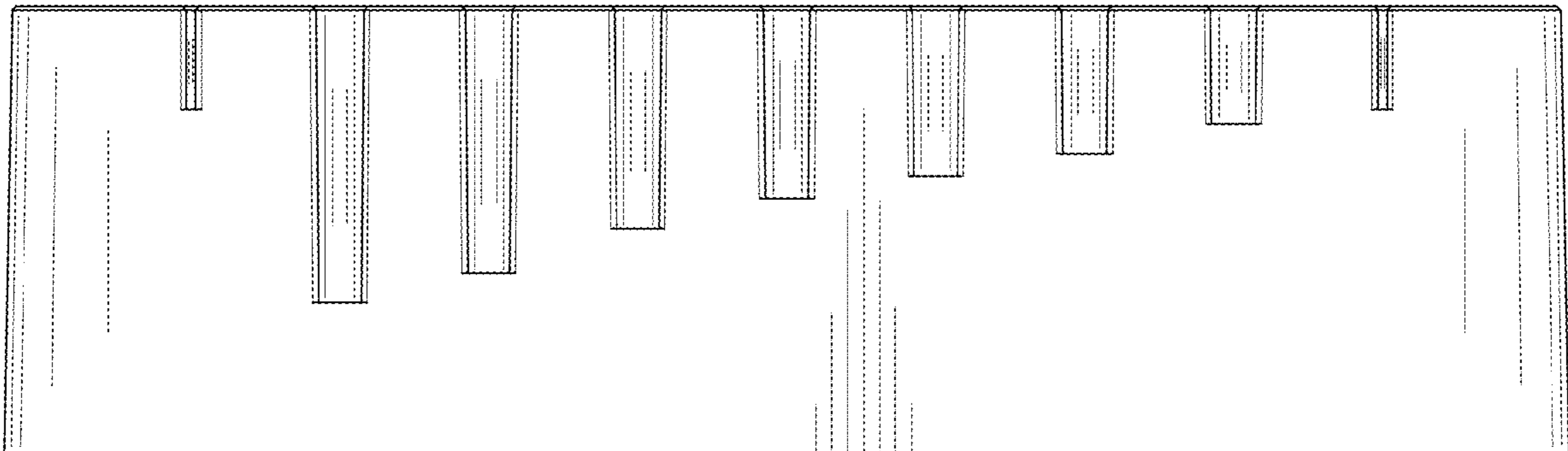


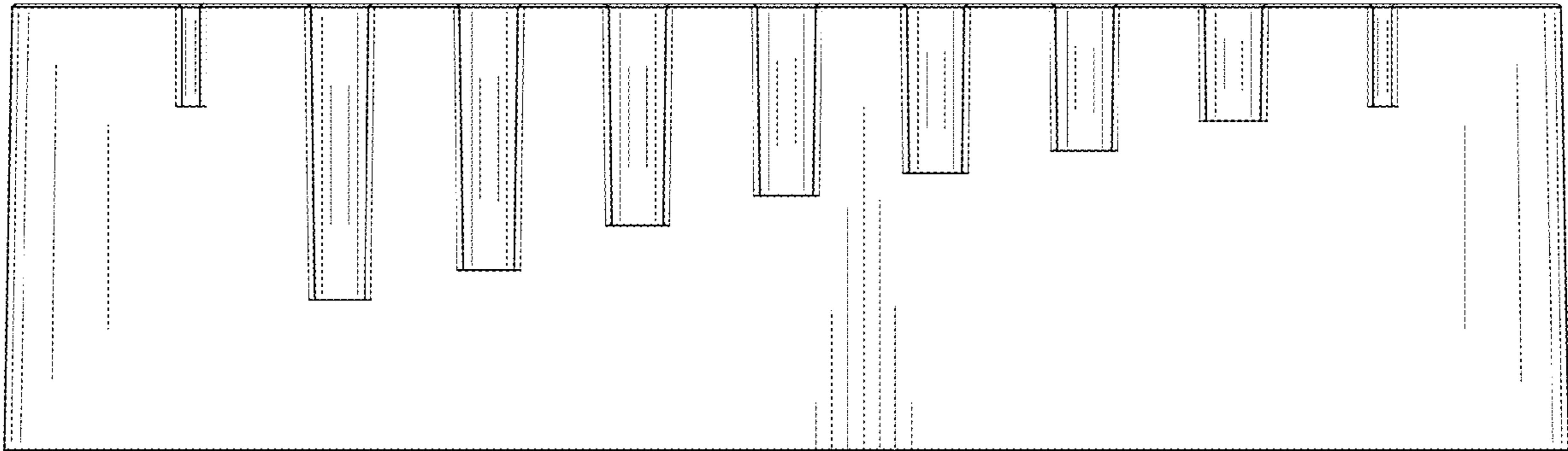
FIG. 4



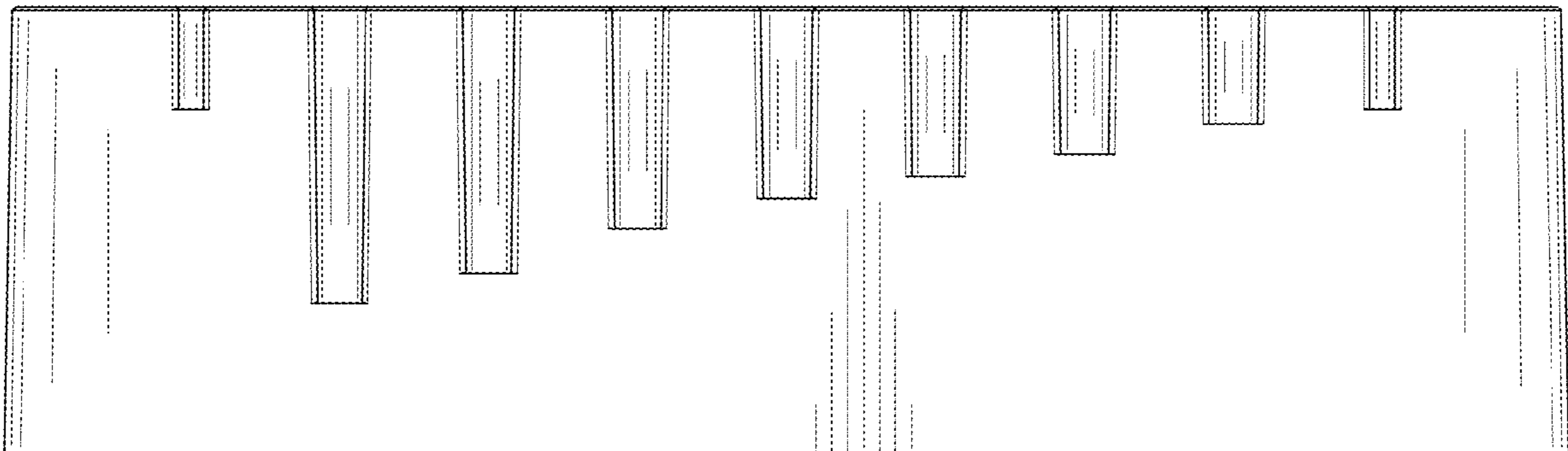
**FIG. 5**



**FIG. 6**



**FIG. 7**



**FIG. 8**