



US00D910845S

(12) **United States Design Patent** (10) **Patent No.:** **US D910,845 S**  
**Kwon et al.** (45) **Date of Patent:** **\*\* Feb. 16, 2021**

(54) **HANDLE FOR SURGICAL INSTRUMENT**

17/122; A61B 17/1285; A61B 17/3132;  
F16H 19/06; Y10T 74/18832

(71) Applicant: **LIVSMED INC.**, Seongnam-si (KR)

See application file for complete search history.

(72) Inventors: **Jin Ho Kwon**, Seongnam-si (KR); **Hee Jin Kim**, Seoul (KR); **Jung Joo Lee**, Yongin-si (KR)

(56)

**References Cited**

U.S. PATENT DOCUMENTS

(73) Assignee: **LIVSMED INC.**, Seongnam-si (KR)

D635,670	S	*	4/2011	Deeter	.....	D24/147
D667,110	S	*	9/2012	Wright	.....	D24/133
D667,111	S	*	9/2012	Robinson	.....	D24/133
D670,379	S	*	11/2012	D'Lima	.....	D24/133
D724,727	S	*	3/2015	Lubensky	.....	D24/133
D844,896	S	*	4/2019	Levi	.....	D28/44.1
D847,990	S	*	5/2019	Kimball	.....	D24/145
2009/0125114	A1	*	5/2009	May	.....	A61F 2/38 623/20.14

(\*\*) Term: **15 Years**

(21) Appl. No.: **35/507,277**

(22) Filed: **Jan. 14, 2019**

(Continued)

(80) **Hague Agreement Data**

Int. Filing Date: **Jan. 14, 2019**  
Int. Reg. No.: **DM/202361**  
Int. Reg. Date: **Jan. 14, 2019**  
Int. Reg. Pub. Date: **Aug. 23, 2019**

OTHER PUBLICATIONS

Introducing ArtiSential <https://www.youtube.com/watch?v=g6cPbFXo7II> Jul. 31, 2019 (Year: 2019).\*

(30) **Foreign Application Priority Data**

Jul. 13, 2018 (KR) ..... 30-2018-0032436

*Primary Examiner* — Samantha Q Lawrence

(74) *Attorney, Agent, or Firm* — Novick, Kim & Lee, PLLC; Sang Ho Lee; Hyun Woo Shin

(51) **LOC (13) Cl.** ..... **24-02**

(52) **U.S. Cl.**  
USPC ..... **D24/133**

(57)

**CLAIM**

The ornamental design for a handle for surgical instrument, as shown and described.

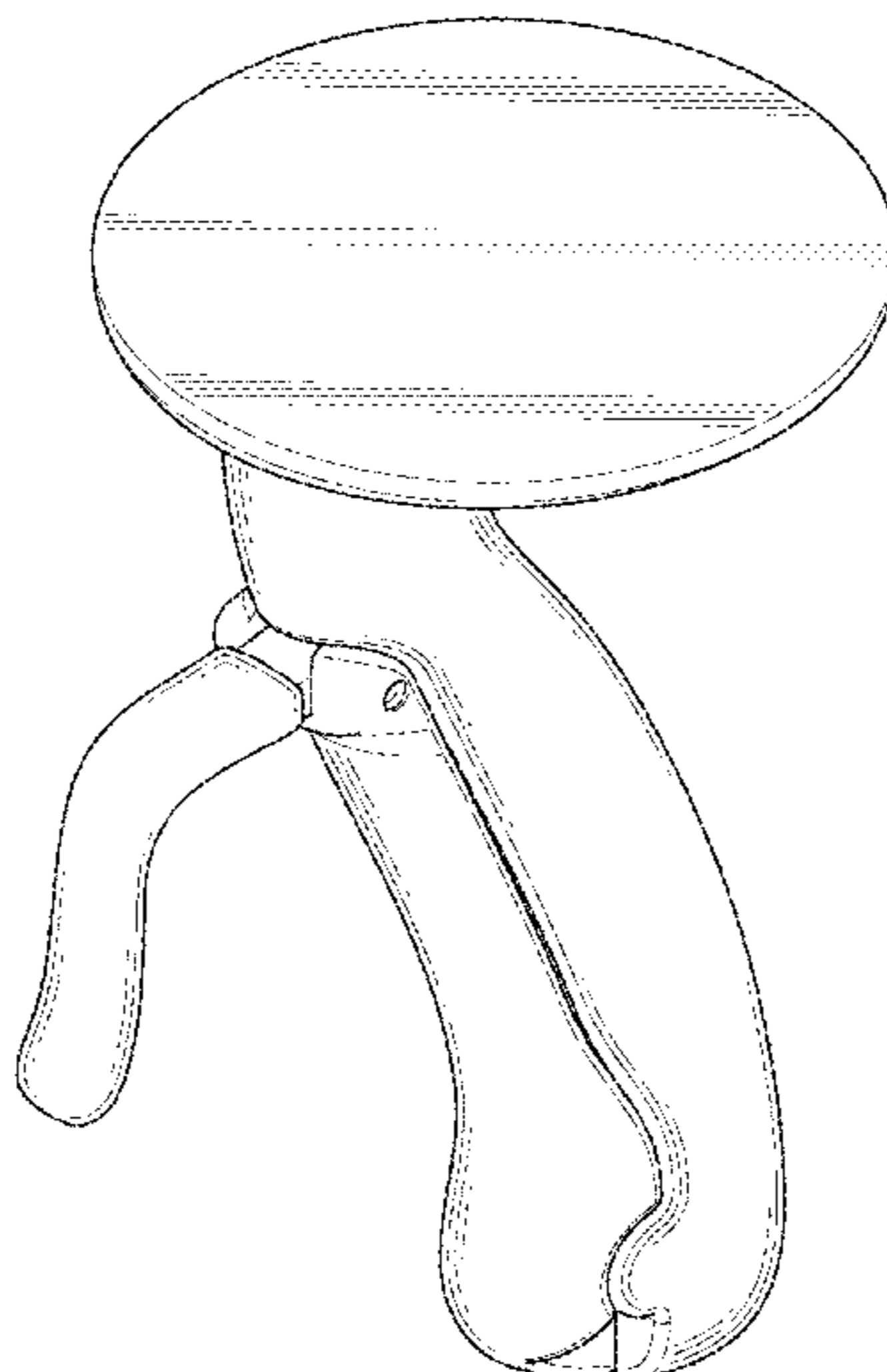
(58) **Field of Classification Search**

USPC ..... D24/127, 130, 133, 146, 147, 106, 108, D24/109, 112, 187, 196, 200, 210, 214, D24/113, 114, 115, 116, 117, 134, 136, D24/137; D8/14, 16, 19, 21, 34, 77, 82, D8/83, 84, 85, 86, 107, 300, 303, 314, D8/372, 374, 394  
CPC ..... A61B 2017/00398; A61B 2017/00473; A61B 2017/0046; A61B 2017/00464; A61B 2017/00477; A61B 2017/07285; A61B 17/2909; A61B 2017/0023; A61B 2017/2925; A61B 17/00; A61B 17/32; A61B 17/3213; A61B 17/29; A61B 2017/2927; A61B 34/71; A61B 34/70; A61B 17/00234; A61B 17/00491; A61B

**DESCRIPTION**

1. Handle for surgical instrument  
FIG. 1.1 is a perspective view of a handle for surgical instrument;  
FIG. 1.2 is a front elevational view thereof;  
FIG. 1.3 is a rear elevational view thereof;  
FIG. 1.4 is a left side elevational view thereof;  
FIG. 1.5 is a right side elevational view thereof;  
FIG. 1.6 is a top plan view thereof; and  
FIG. 1.7 is a bottom plan view thereof.

**1 Claim, 7 Drawing Sheets**



(56)

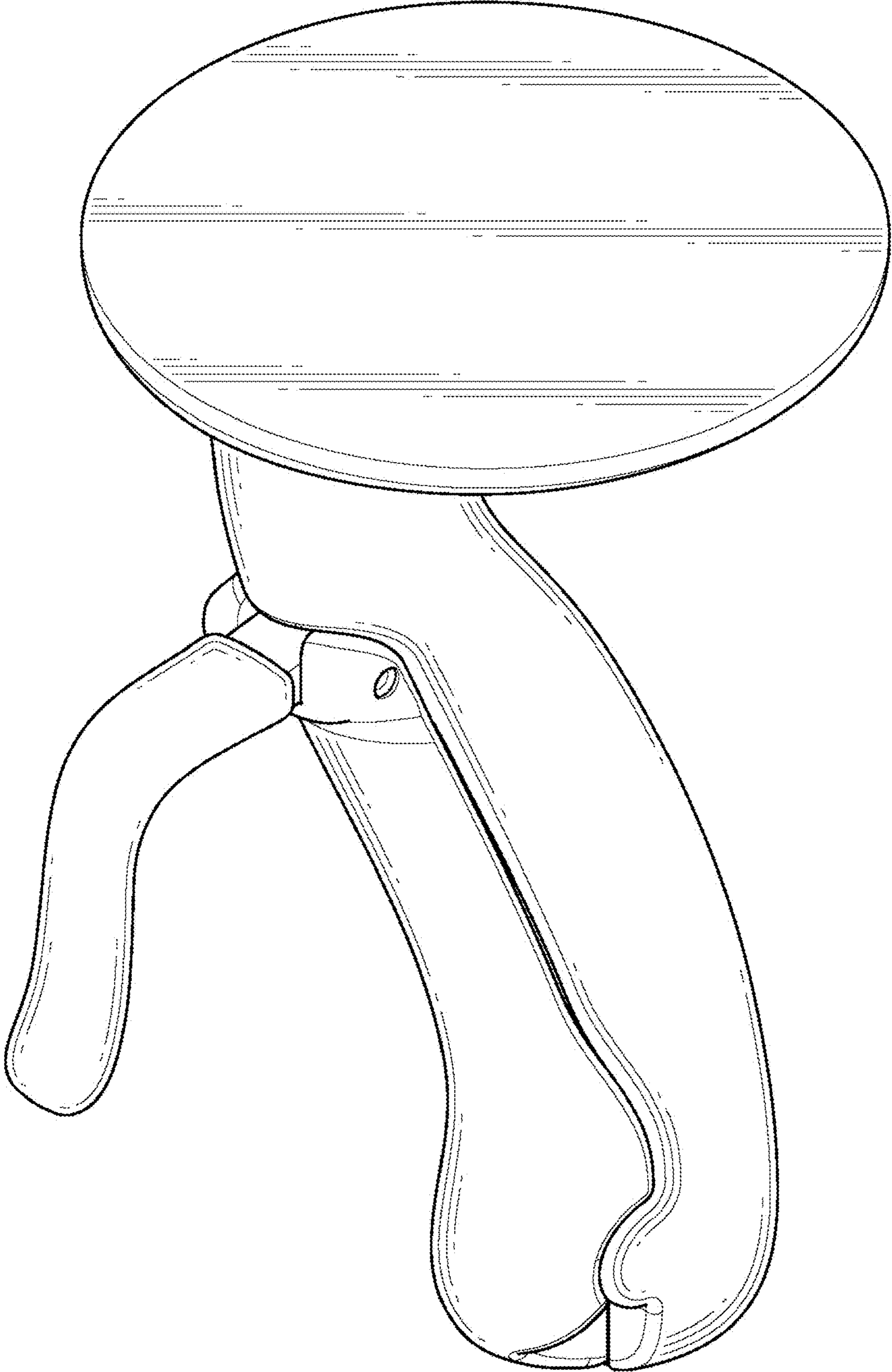
**References Cited**

U.S. PATENT DOCUMENTS

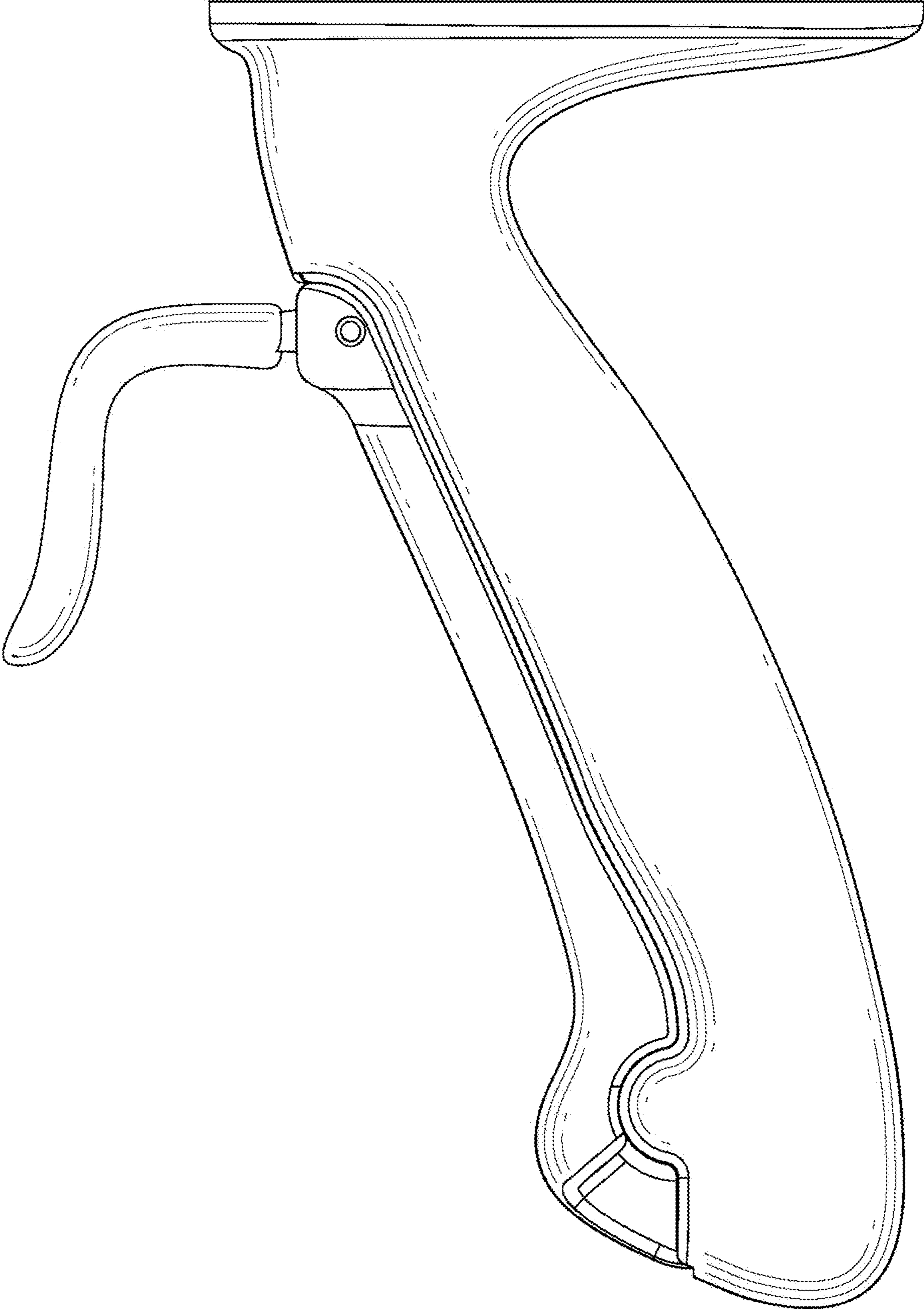
2013/0325018 A1\* 12/2013 Thomas ..... A61F 2/4684  
606/88  
2014/0276838 A1\* 9/2014 Tsukayama ..... A61B 17/164  
606/80  
2014/0276850 A1\* 9/2014 Chaney ..... A61B 17/1717  
606/84

\* cited by examiner

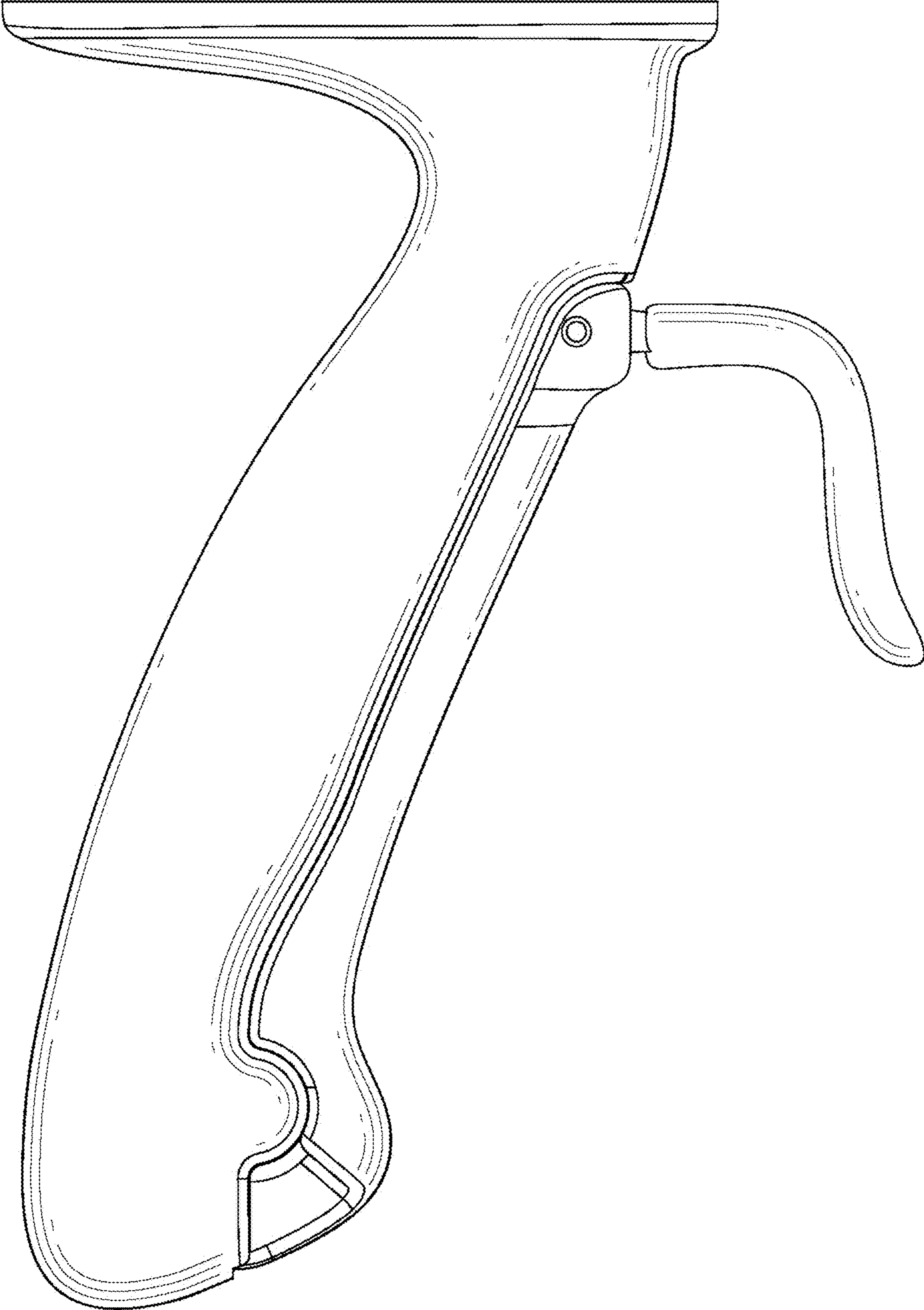
1.1



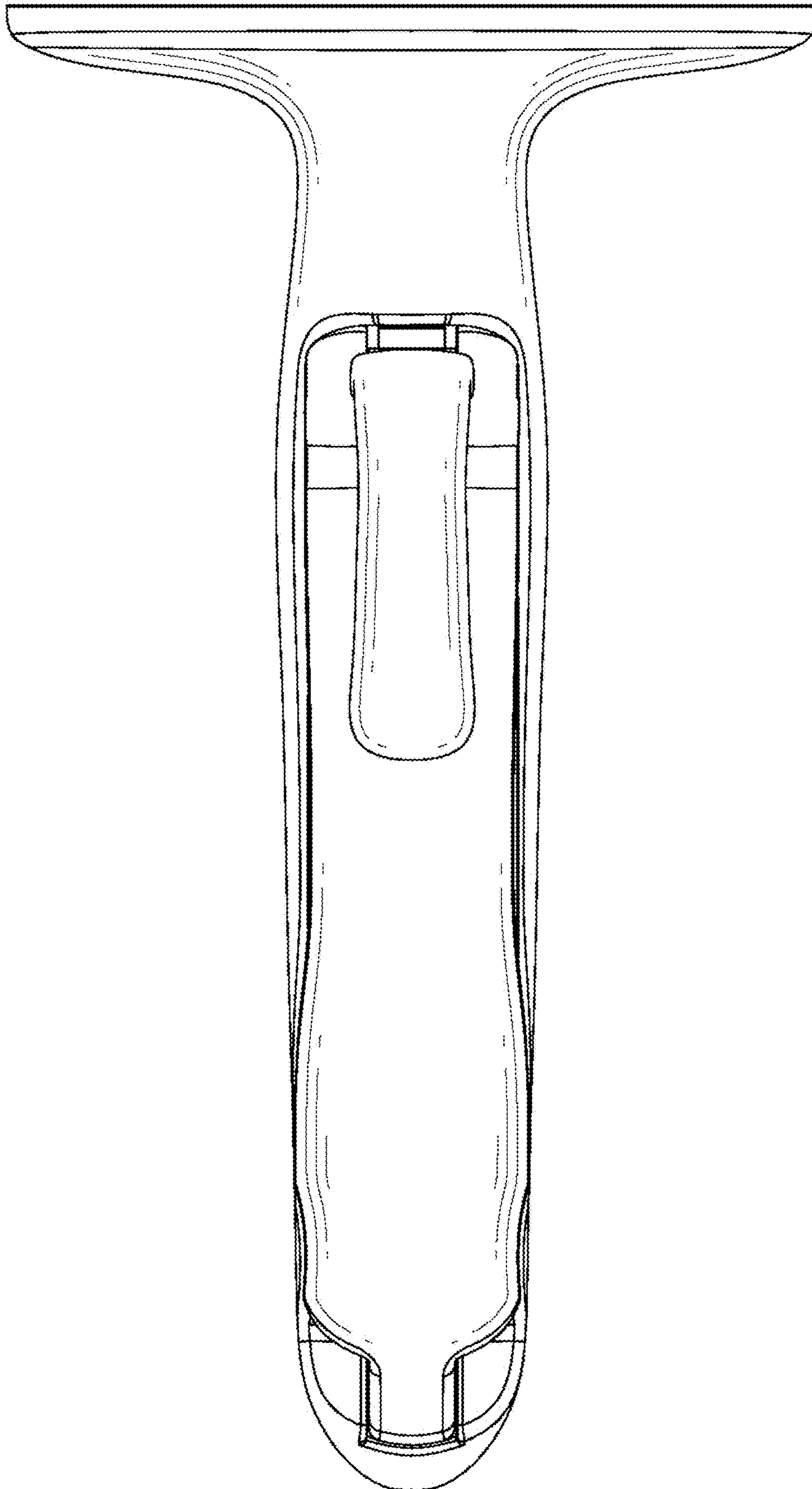
1.2



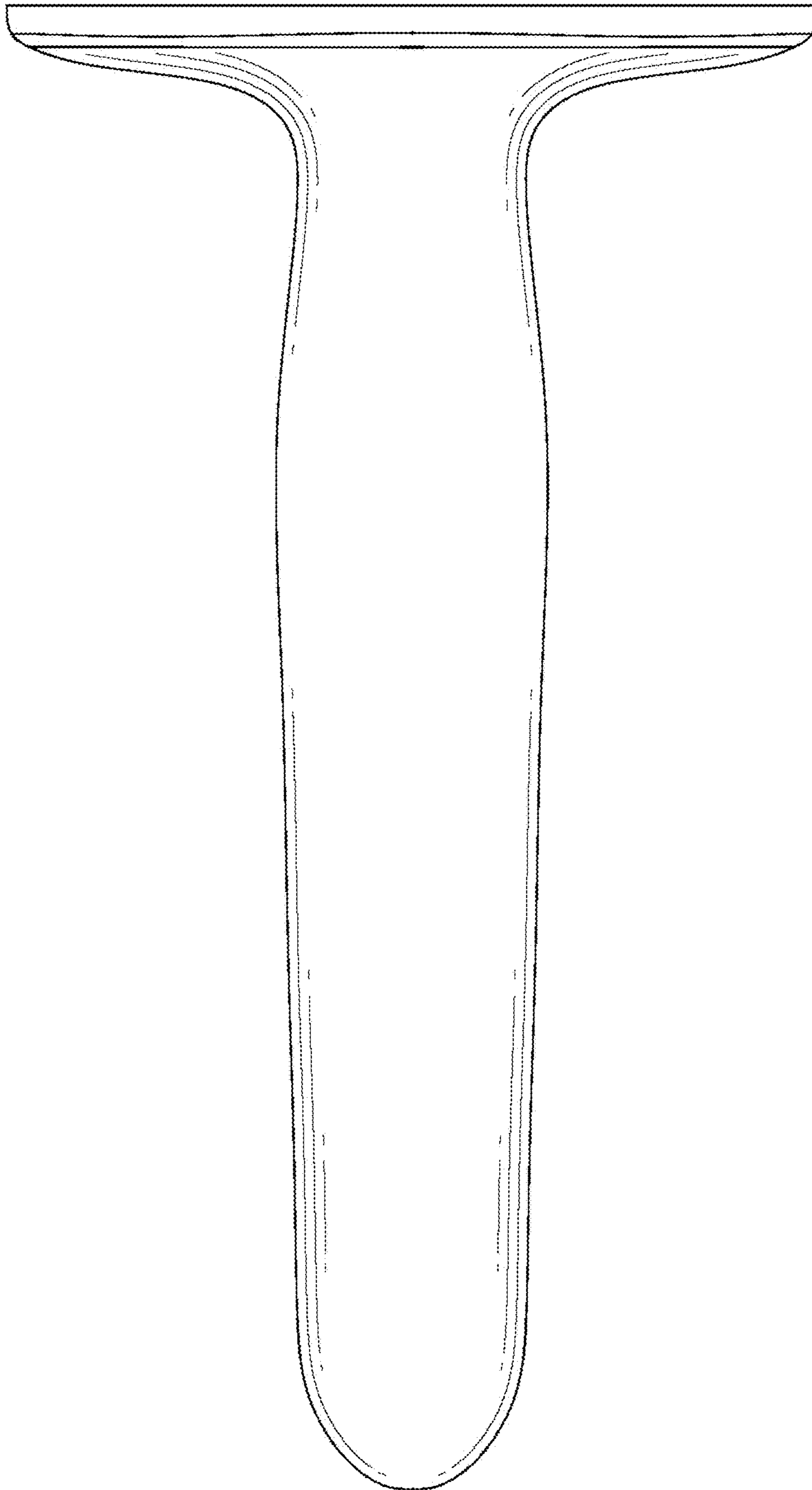
1.3



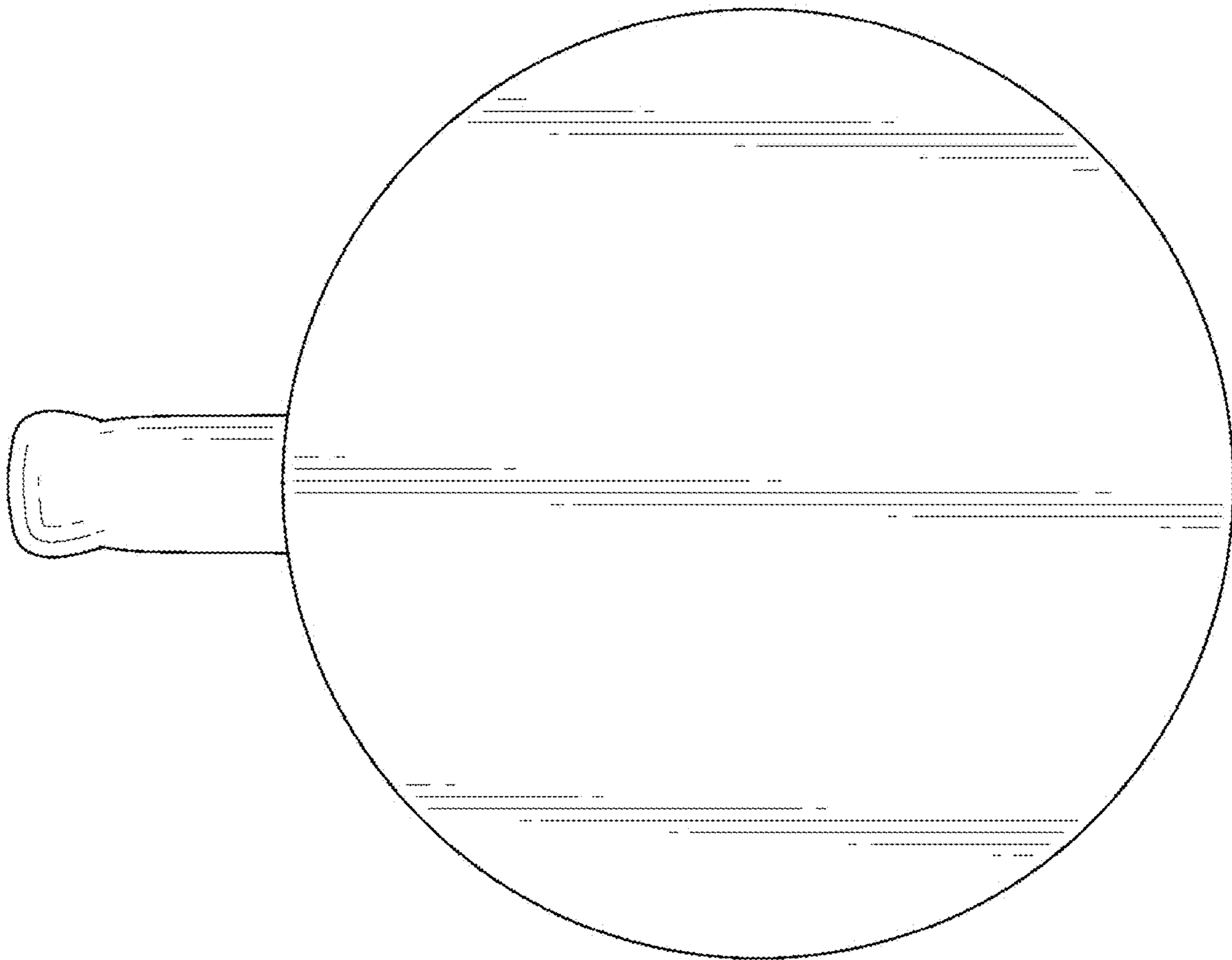
1.4



1.5



1.6





1.7

