



US00D910838S

(12) **United States Design Patent**
Zhang et al.

(10) **Patent No.:** **US D910,838 S**

(45) **Date of Patent:** **** Feb. 16, 2021**

- (54) **ENEMA BAG**
- (71) Applicant: **Ningbo Albert Novosino Co., Ltd,**
Ningbo (CN)
- (72) Inventors: **Yonggui Zhang,** Ningbo (CN); **Haibo Hu,** Ningbo (CN)
- (73) Assignee: **Ningbo Albert Novosino Co., Ltd.,**
Ningbo (CN)
- (**) Term: **15 Years**
- (21) Appl. No.: **29/700,966**
- (22) Filed: **Aug. 7, 2019**
- (51) **LOC (13) Cl.** **24-02**
- (52) **U.S. Cl.**
USPC **D24/118**
- (58) **Field of Classification Search**
USPC D24/118, 127, 108, 128, 111; 604/317,
604/327, 408, 403, 108, 339, 92, 415,
604/410, 332, 333; 128/DIG. 24
CPC A61M 3/0245
See application file for complete search history.

(56) **References Cited**

U.S. PATENT DOCUMENTS

- 3,307,549 A * 3/1967 Zackheim A61M 3/0208
604/262
- 3,332,420 A * 7/1967 Voller A61M 3/0245
604/182
- 3,986,506 A * 10/1976 Garber C07K 14/755
604/406
- 4,300,559 A * 11/1981 Gajewski A61L 33/0052
604/408
- 4,625,734 A * 12/1986 Sherlock A61B 5/208
600/575
- 4,636,412 A * 1/1987 Field A61J 1/10
604/408

- 4,735,613 A * 4/1988 Bellin A61M 5/1483
604/118
- D374,616 S * 10/1996 Smith D24/224
- D400,250 S * 10/1998 Ropiak D24/118
- D407,816 S * 4/1999 Barney D24/118
- D534,649 S * 1/2007 Haga D24/117
- D594,115 S * 6/2009 Osterlin D24/117
- D595,842 S * 7/2009 Haga D24/117
- 7,731,703 B2 * 6/2010 Matsuda A61J 1/05
604/403
- D662,202 S * 6/2012 O'Donnell D24/118
- D687,949 S * 8/2013 Ueda D24/118
- D784,518 S * 4/2017 Tremolada D24/118
- D784,521 S * 4/2017 Nordquist D24/118
- D825,074 S * 8/2018 Kitajima D24/224
- D843,564 S * 3/2019 de Roeck D24/122
- D900,311 S * 10/2020 Henaut D24/118
- 2009/0088709 A1 * 4/2009 Salvadori A61F 5/4404
604/317

(Continued)

Primary Examiner — David G Muller

(74) *Attorney, Agent, or Firm* — Thomas|Horstemeyer,
LLP

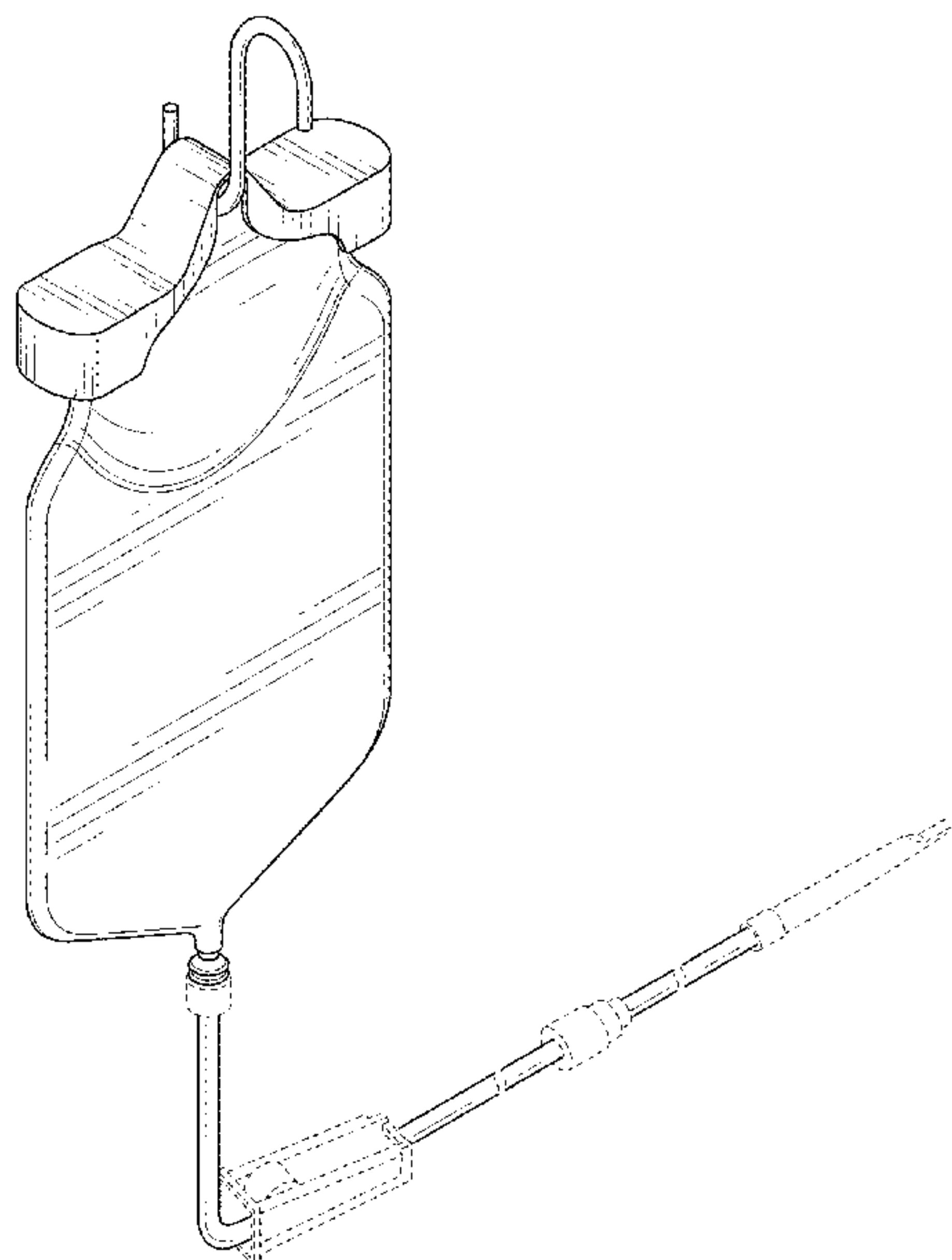
(57) **CLAIM**

The ornamental design for an enema bag, as shown and described.

DESCRIPTION

FIG. 1 is a perspective view of an enema bag, showing the new design;
 FIG. 2 is a front view thereof;
 FIG. 3 is a rear view thereof;
 FIG. 4 is a left side view thereof;
 FIG. 5 is a right side view thereof;
 FIG. 6 is a top view thereof; and,
 FIG. 7 is a bottom view thereof.
 The broken line showing of the drawings illustrate portions of the enema bag that do not form a part of the claimed design.

1 Claim, 5 Drawing Sheets



(56)

References Cited

U.S. PATENT DOCUMENTS

2010/0274156 A1* 10/2010 Gorres C12Q 1/04
600/573
2014/0121613 A1* 5/2014 Baratian A61J 1/10
604/318
2015/0173937 A1* 6/2015 Jackson F16L 37/40
604/318

* cited by examiner

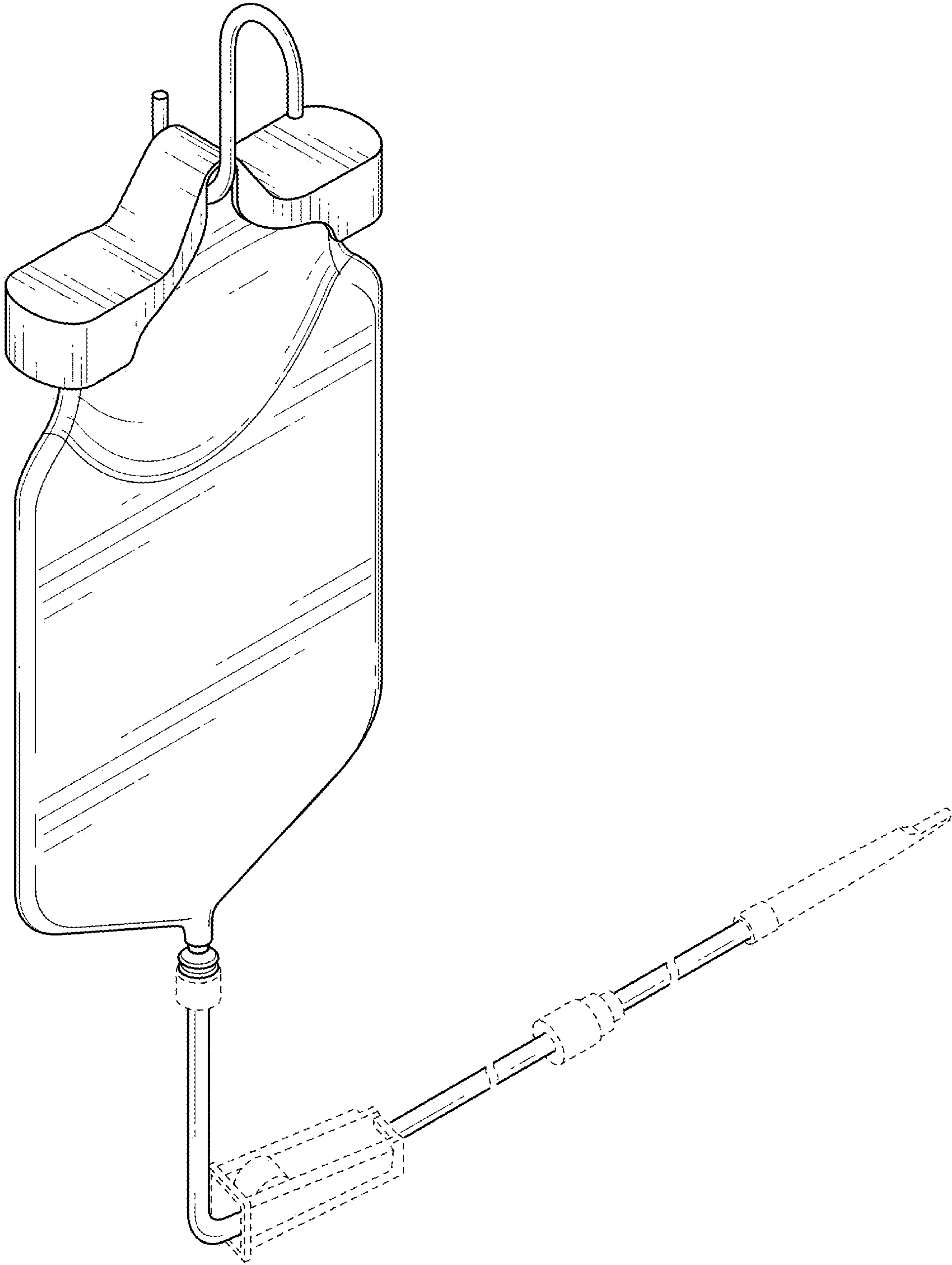


FIG. 1

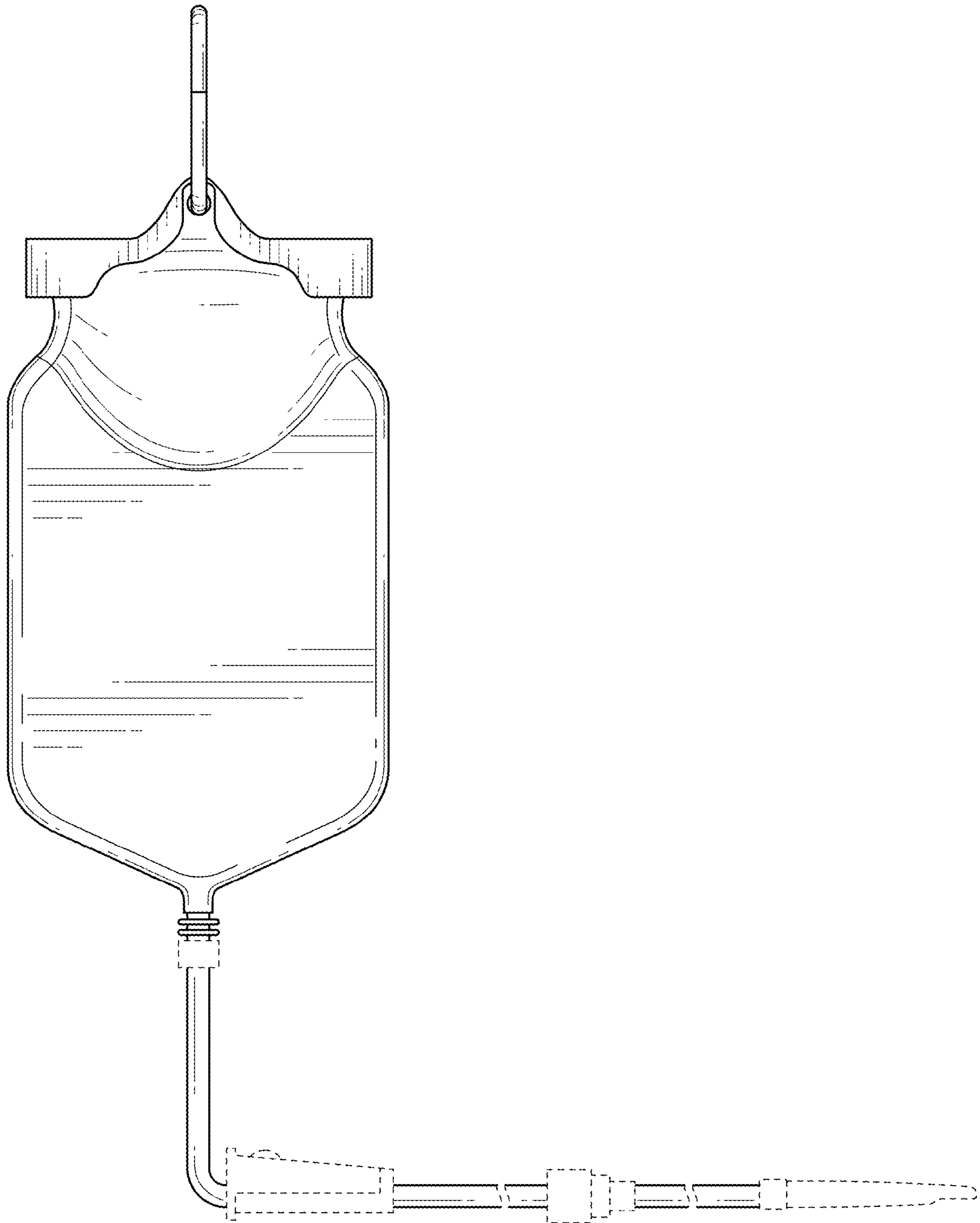


FIG. 2

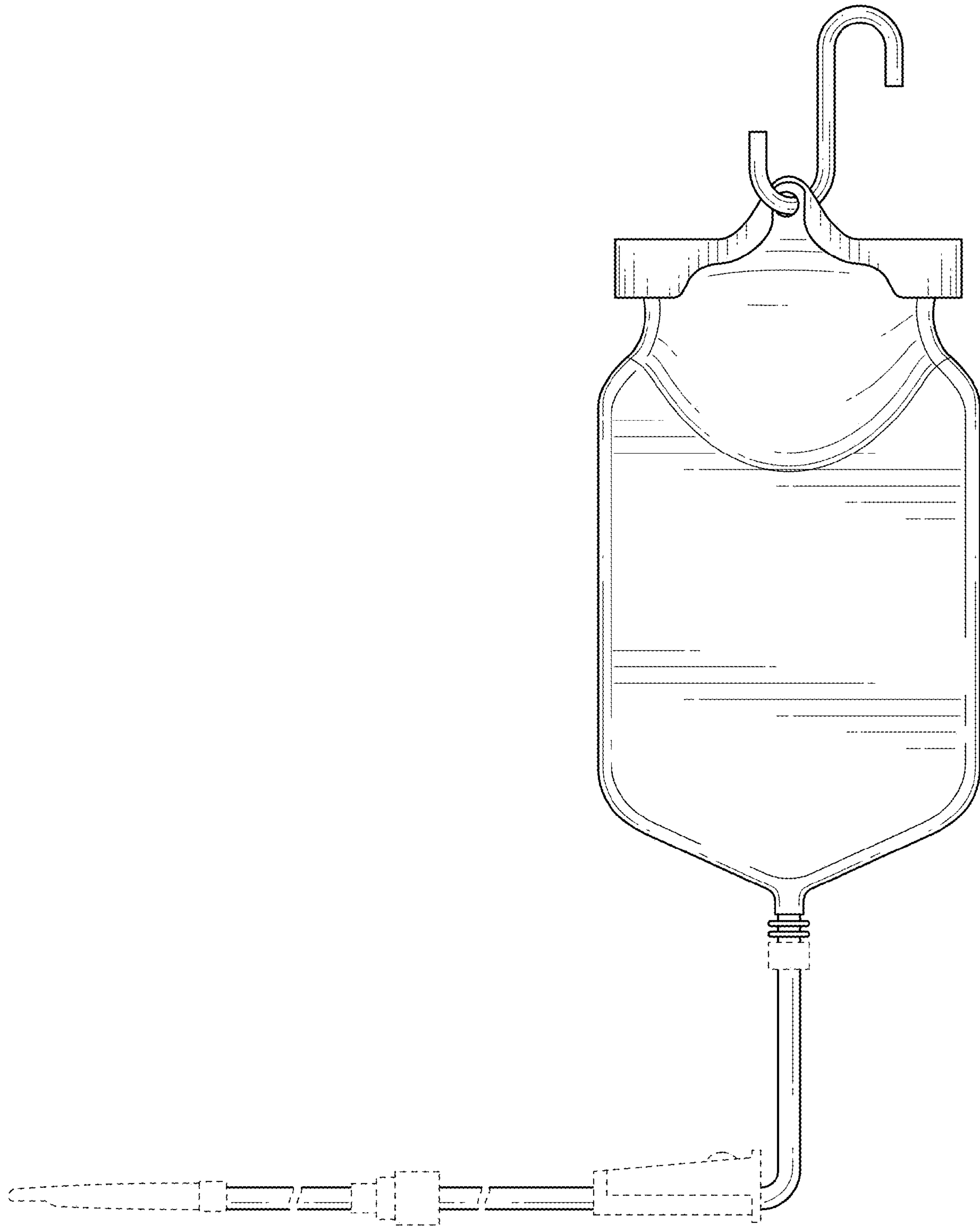


FIG. 3

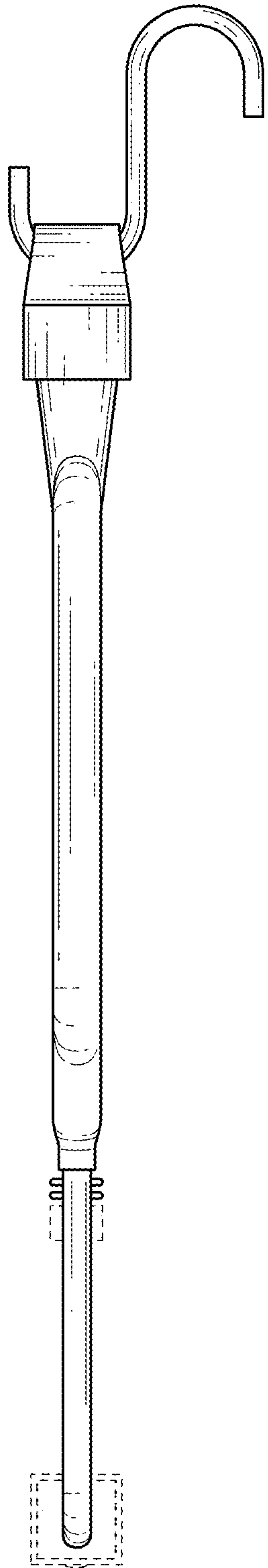


FIG. 4

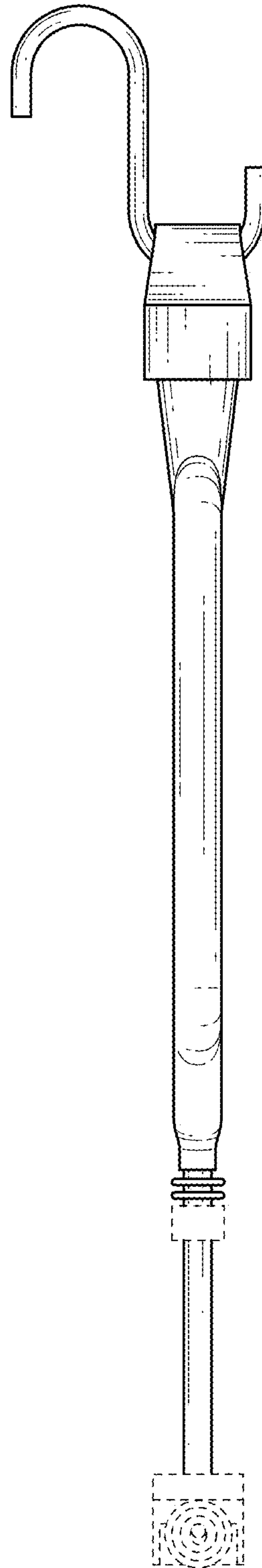


FIG. 5

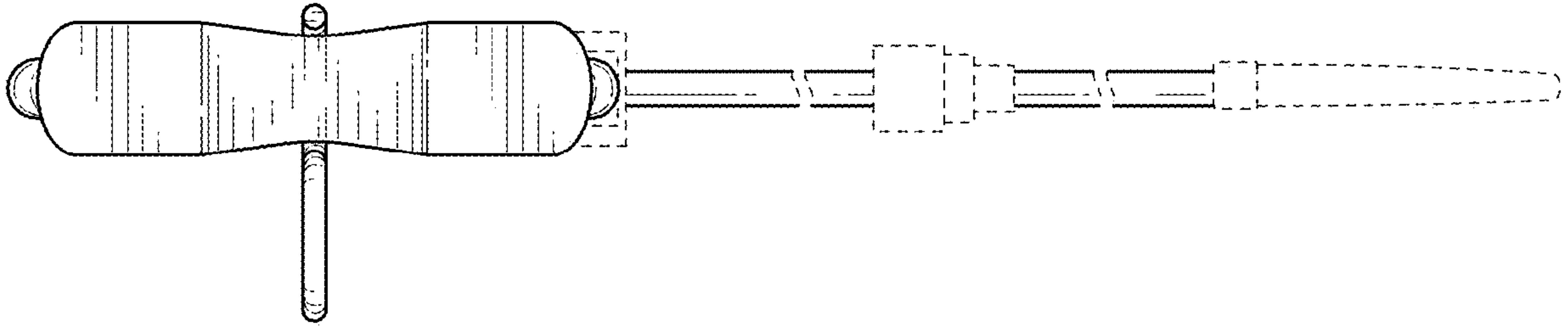


FIG. 6

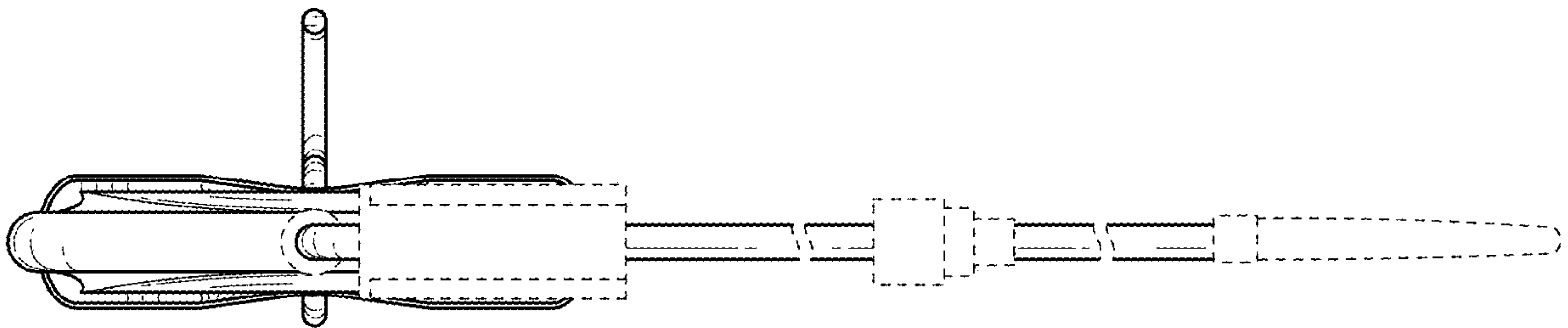


FIG. 7