



US00D910836S

(12) **United States Design Patent** (10) **Patent No.:** **US D910,836 S**  
**Sandberg et al.** (45) **Date of Patent:** **\*\* Feb. 16, 2021**

(54) **URINARY CATHETER ASSEMBLY**

8,491,533 B2 \* 7/2013 Parihar ..... A61B 17/34  
604/167.03

(71) Applicant: **DENTSPLY IH AB**, Mölndal (SE)

D692,998 S \* 11/2013 Broberg ..... D24/108  
D705,925 S 5/2014 Murray et al.

(72) Inventors: **Michael Sandberg**, Askim (SE);  
**Karsten Eriksson**, Fotö (SE)

(Continued)

**FOREIGN PATENT DOCUMENTS**

(73) Assignee: **DENTSPLY IH AB**, Mölndal (SE)

CA 165542 10/1915  
CA 153020 9/2014

(\*\*) Term: **15 Years**

(Continued)

(21) Appl. No.: **29/670,905**

**OTHER PUBLICATIONS**

(22) Filed: **Nov. 20, 2018**

European Search Report for European Patent Application No.  
19159723.6, dated Aug. 20, 2019 (9 pages).

(30) **Foreign Application Priority Data**

(Continued)

May 24, 2018 (EM) ..... 005280716

*Primary Examiner* — David G Muller

(51) **LOC (13) Cl.** ..... **24-02**

(74) *Attorney, Agent, or Firm* — Perkins Coie LLP

(52) **U.S. Cl.**  
USPC ..... **D24/112**

(57) **CLAIM**

(58) **Field of Classification Search**

The ornamental design for a urinary catheter assembly, as  
shown and described.

USPC ..... D24/112–114, 108, 130, 127, 133, 186;  
606/181, 185; 604/264, 523–528, 272,  
604/164.01–164.11, 187, 93.01; 600/101,  
600/139, 143; 128/200.24, 207.14,  
128/207.15  
CPC .. A61M 25/065; A61M 5/42; A61M 25/0612;  
A61M 25/00; A61M 39/00; A61M 27/00;  
A61M 25/0043; A61M 25/0067; A61M  
25/0097; A61F 2/958  
See application file for complete search history.

**DESCRIPTION**

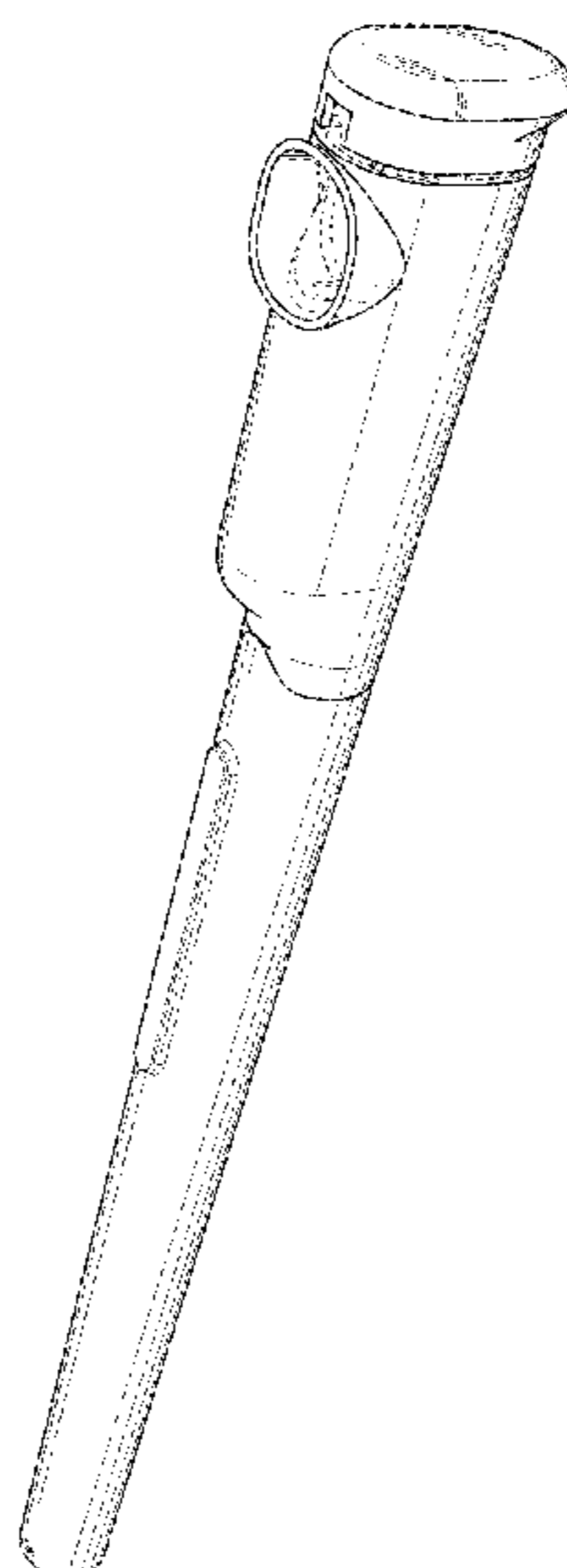
FIG. 1 is a perspective view of a urinary catheter assembly  
showing our new design;  
FIG. 2 is a left side elevational view of the urinary catheter  
assembly of FIG. 1;  
FIG. 3 is a rear elevational view of the urinary catheter  
assembly of FIG. 1;  
FIG. 4 is a right side elevational of view the urinary catheter  
assembly of FIG. 1;  
FIG. 5 is a front plan view of the urinary catheter assembly  
of FIG. 1;  
FIG. 6 is a top plan view of the urinary catheter assembly of  
FIG. 1;  
FIG. 7 is a bottom plan view of the urinary catheter assembly  
of FIG. 1; and,  
FIG. 8 is another perspective view of the first embodiment  
of a urinary catheter assembly.

(56) **References Cited**

**U.S. PATENT DOCUMENTS**

5,653,700 A 8/1997 Byrne et al.  
D478,383 S \* 8/2003 Timm ..... D24/130  
D614,396 S 4/2010 Tanghoej et al.  
7,867,220 B2 1/2011 Tanghoj  
8,398,615 B2 3/2013 Torstensen et al.

**1 Claim, 5 Drawing Sheets**



(56)

References Cited

U.S. PATENT DOCUMENTS

D748,782 S *	2/2016	Zhang .....	D24/133
D759,813 S	6/2016	Newman et al.	
D764,657 S *	8/2016	Bokelman .....	D24/113
D770,611 S *	11/2016	Saussaye .....	D24/114
D775,723 S *	1/2017	Rowe .....	D24/112
D779,059 S *	2/2017	Nino .....	D24/133
D789,075 S	6/2017	Hannon et al.	
D810,282 S *	2/2018	Ratjen .....	D24/113
D815,737 S *	4/2018	Bergstrom .....	D24/130
D817,483 S	5/2018	Falleboe et al.	
D828,011 S	9/2018	O'Brien et al.	
D837,974 S *	1/2019	Hannon .....	D24/112
D841,155 S *	2/2019	McMenamin .....	D24/130
D846,116 S *	4/2019	Naughton .....	D24/130
2006/0142737 A1	6/2006	Tanghoj	
2016/0067445 A1	3/2016	Murray et al.	
2017/0173300 A1	6/2017	Hannon et al.	
2017/0291011 A1	10/2017	McMenamin et al.	

FOREIGN PATENT DOCUMENTS

CA	171154	5/2017
CA	171155	5/2017
CA	176073	2/2018
CN	99324216.2	1/1999
EM	000248877-0001	5/2004
EM	000248877-0003	5/2004

EM	000248877-0004	5/2004
EM	000563432-0001	7/2006
EM	002306514-0001	9/2013
EM	002306514-0002	9/2013
EM	002879445-0002	11/2015
EM	003418706-0001	10/2016
EM	005247723-0002	4/2018
EM	005247723-0003	4/2018
EP	0093093	3/1986
EP	0217771	12/1991
EP	1090656 B1	5/2004
EP	2686054 A1	1/2014
GB	2150836 A	7/1985
WO	03002179 A2	1/2003
WO	03092779 A1	11/2003
WO	2004050155 A1	6/2004
WO	2014142917 A1	9/2014
WO	2014142930	9/2014
WO	2015075841 A1	5/2015
WO	2015184365	12/2015
WO	2016044379 A2	3/2016
WO	2016206701 A1	12/2016
WO	2017185029 A1	10/2017
WO	2017185052 A1	10/2017

OTHER PUBLICATIONS

Extended European Search Report for European Application No. 18174049.9; dated Dec. 5, 2018; 9 pages.

\* cited by examiner

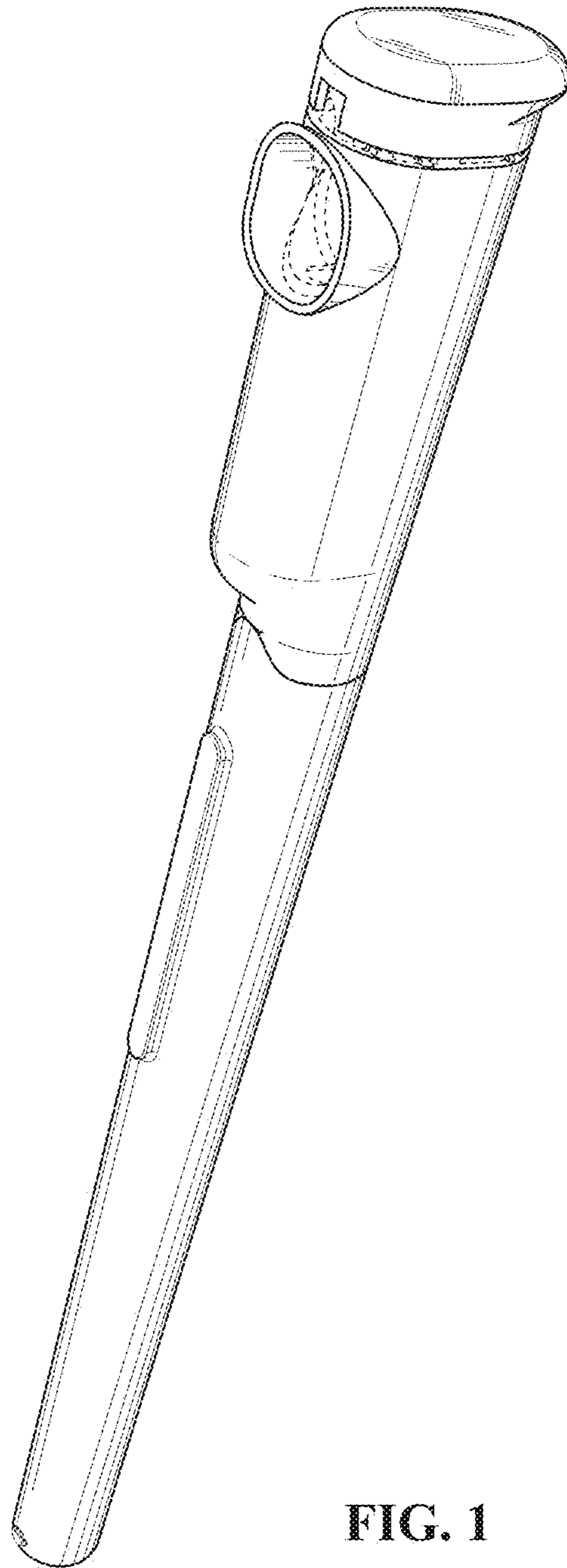


FIG. 1

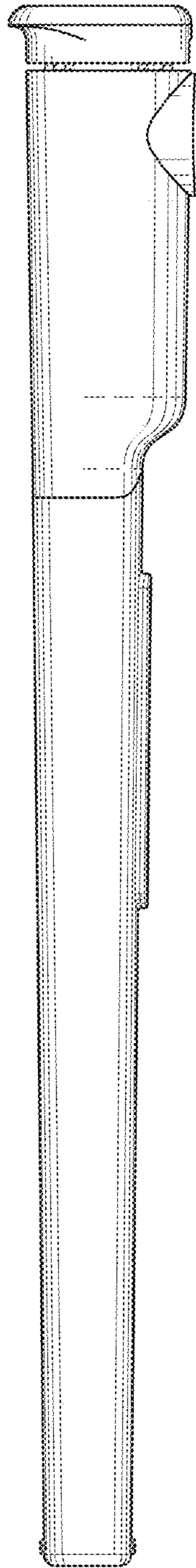


FIG. 2




FIG. 3

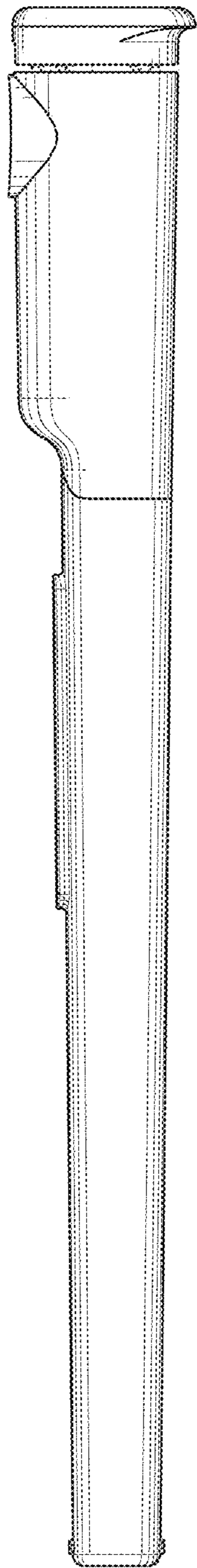


FIG. 4

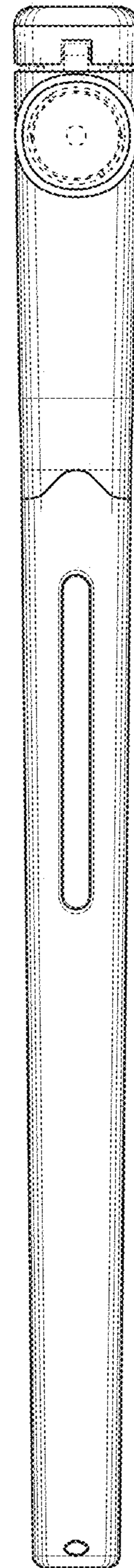


FIG. 5

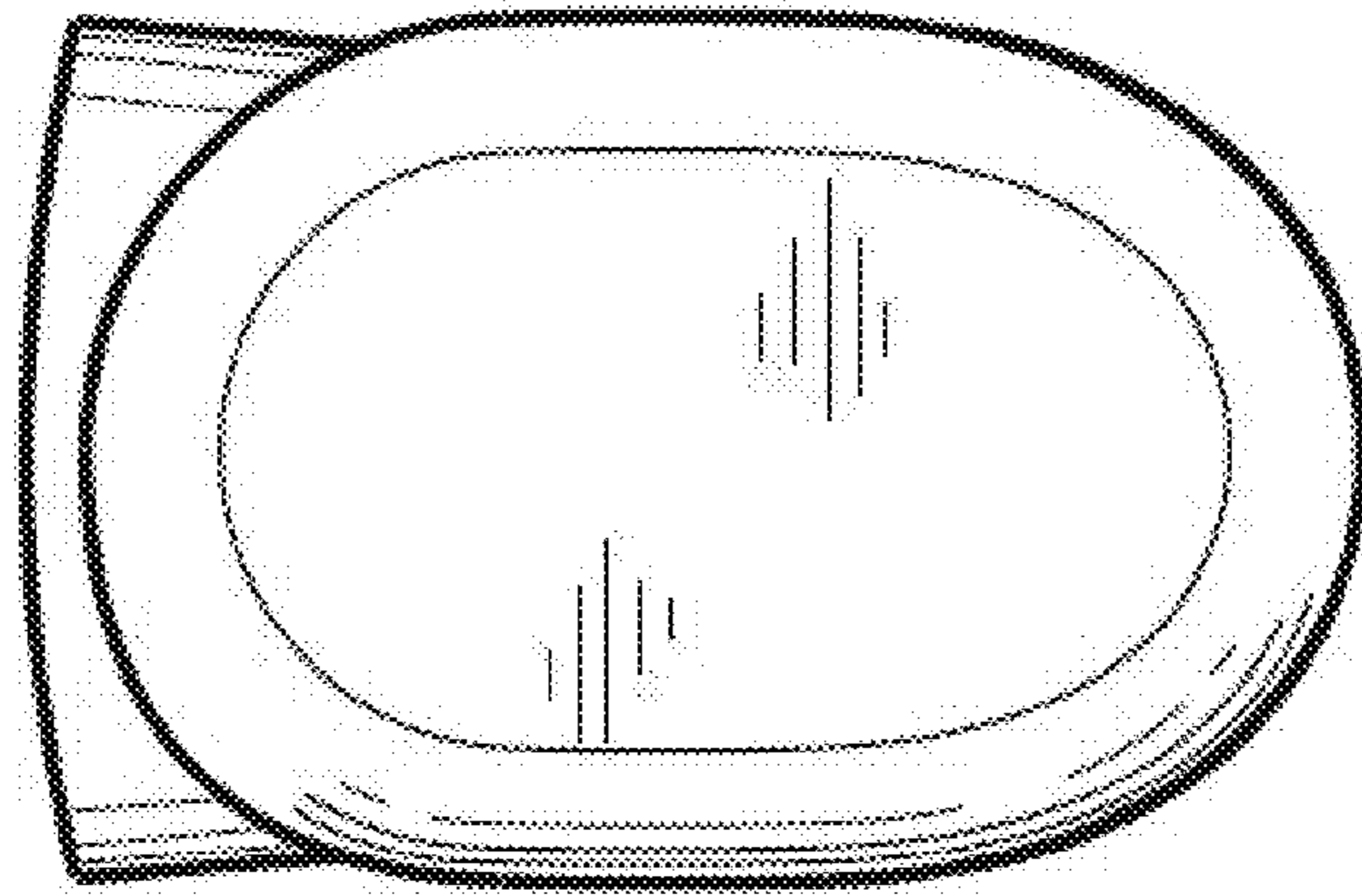


FIG. 6

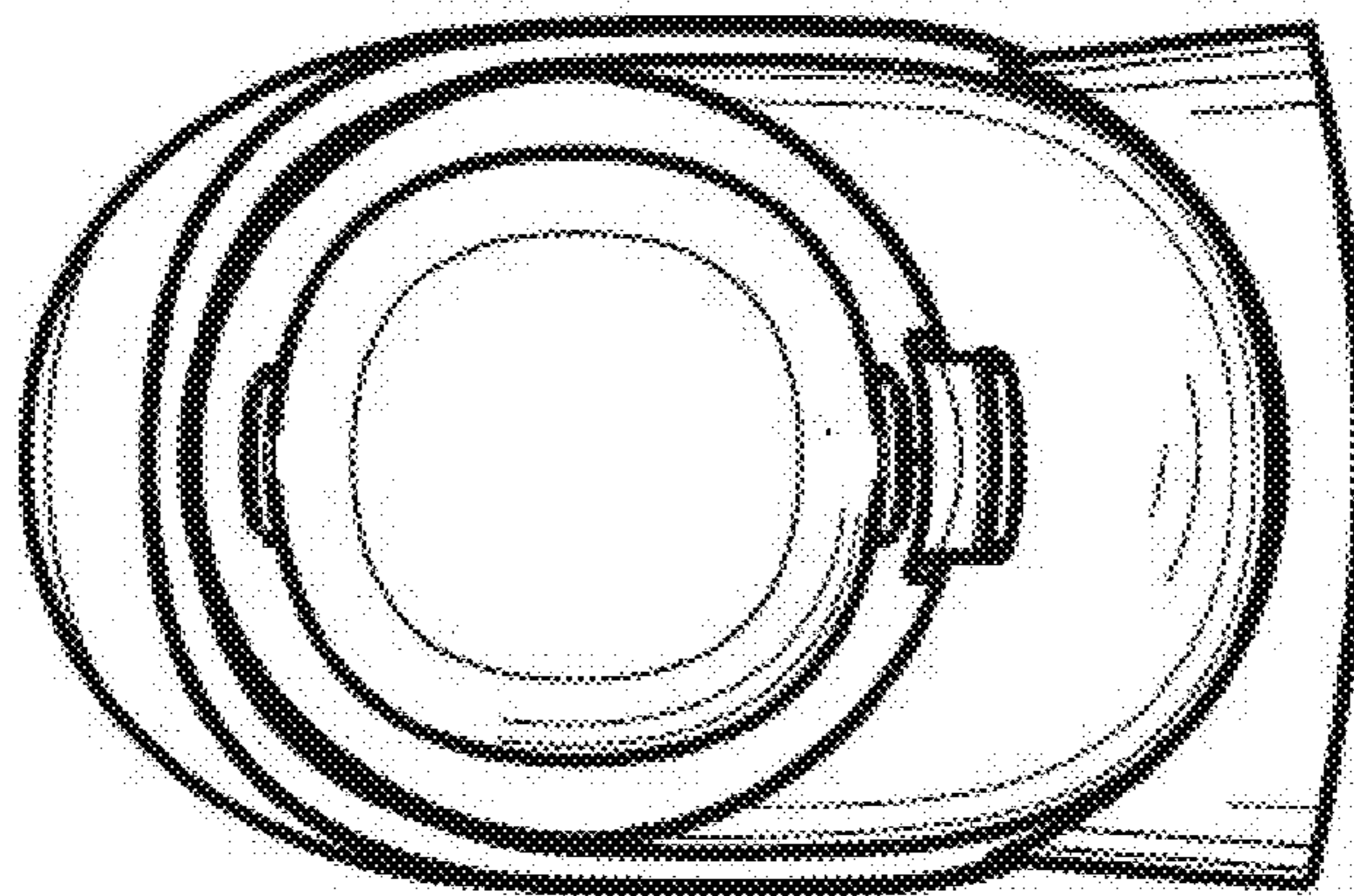


FIG. 7

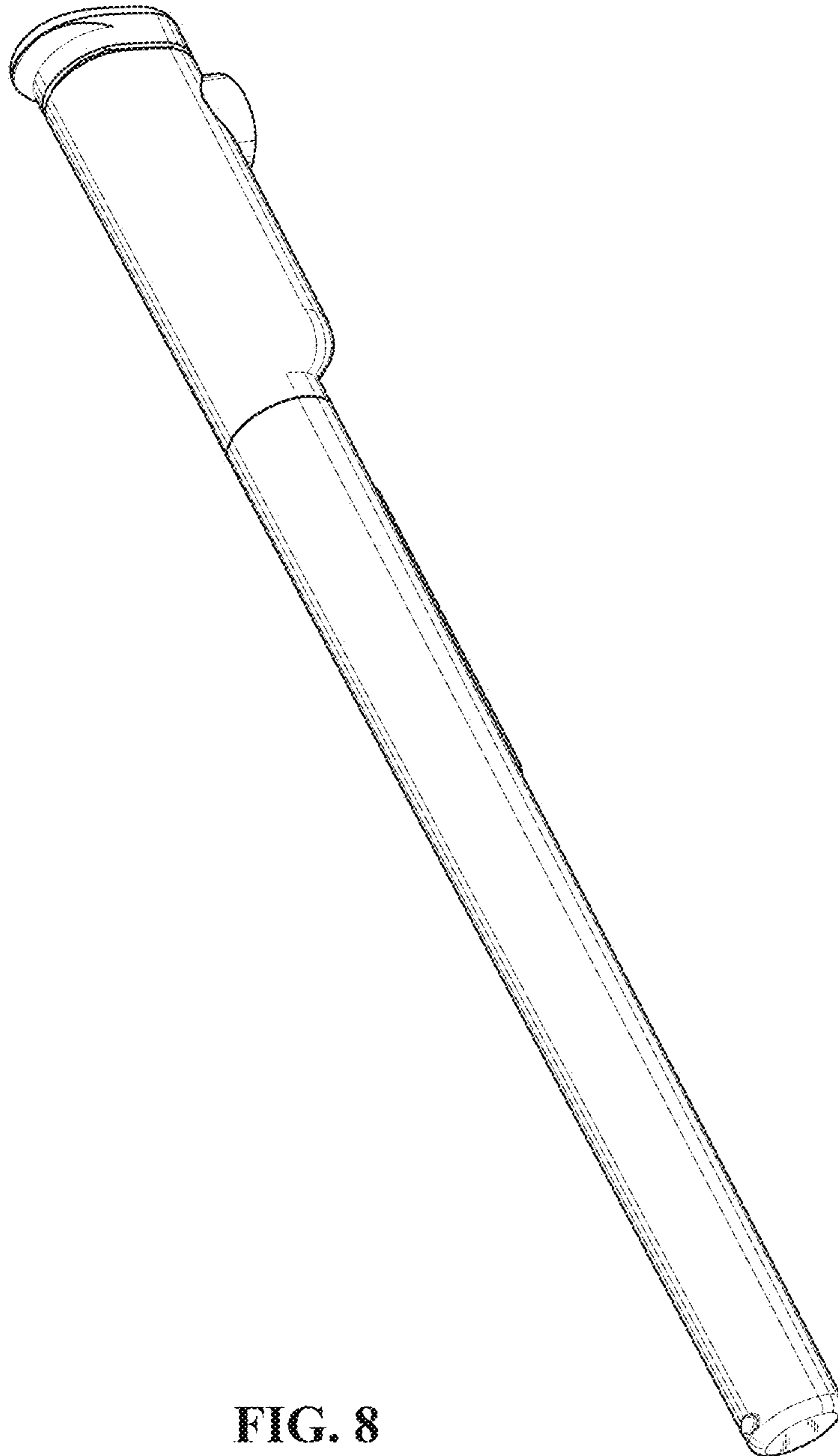


FIG. 8