



US00D910835S

(12) **United States Design Patent**  
**Mohabbat**

(10) **Patent No.:** **US D910,835 S**

(45) **Date of Patent:** **\*\* Feb. 16, 2021**

(54) **COMBINED EAR PROTECTOR AND VISUAL DISPLAY**

(71) Applicant: **Arshad Mohabbat**, St. Louis, MO (US)

(72) Inventor: **Arshad Mohabbat**, St. Louis, MO (US)

(\*\*) Term: **15 Years**

(21) Appl. No.: **29/676,333**

(22) Filed: **Jan. 10, 2019**

**Related U.S. Application Data**

(63) Continuation of application No. 29/572,760, filed on Jul. 29, 2016, now abandoned.

(51) **LOC (13) Cl.** ..... **24-04**

(52) **U.S. Cl.**  
USPC ..... **D24/106**

(58) **Field of Classification Search**  
USPC ..... D24/106, 173, 174; D11/46, 61; D14/223; D29/112  
CPC ..... A61F 11/08; A61F 11/12  
See application file for complete search history.

(56) **References Cited**

**U.S. PATENT DOCUMENTS**

D89,947 S	5/1933	Cohn	
2,488,616 A	11/1949	Brown	
4,995,867 A	2/1991	Zollinger	
6,082,485 A *	7/2000	Smith	A61F 11/08 128/868
D495,684 S	9/2004	Hirano	
D522,650 S	6/2006	Clawson	
D537,438 S	2/2007	Hermansen	
D581,395 S	11/2008	Sade et al.	

D584,720 S	1/2009	Houy	
D588,111 S	3/2009	Komiyama	
D593,075 S	5/2009	Williams et al.	
D593,077 S	5/2009	Williams et al.	
D698,026 S	1/2014	Kuwata	
D746,517 S	12/2015	Hayashi	
D776,281 S	1/2017	Fyrlund	
D838,834 S	1/2019	Mohabbat	
D866,767 S *	11/2019	Fyrlund	D24/173
2008/0063736 A1 *	3/2008	Kim	A61K 31/05 424/740
2009/0050164 A1 *	2/2009	Faccin	A61N 2/06 131/270
2017/0086968 A1	3/2017	Prescott et al.	
2017/0273850 A1 *	9/2017	Wise	A61H 7/001

\* cited by examiner

*Primary Examiner* — Richelle G Shelton

(74) *Attorney, Agent, or Firm* — Sandberg Phoenix and von Gontard

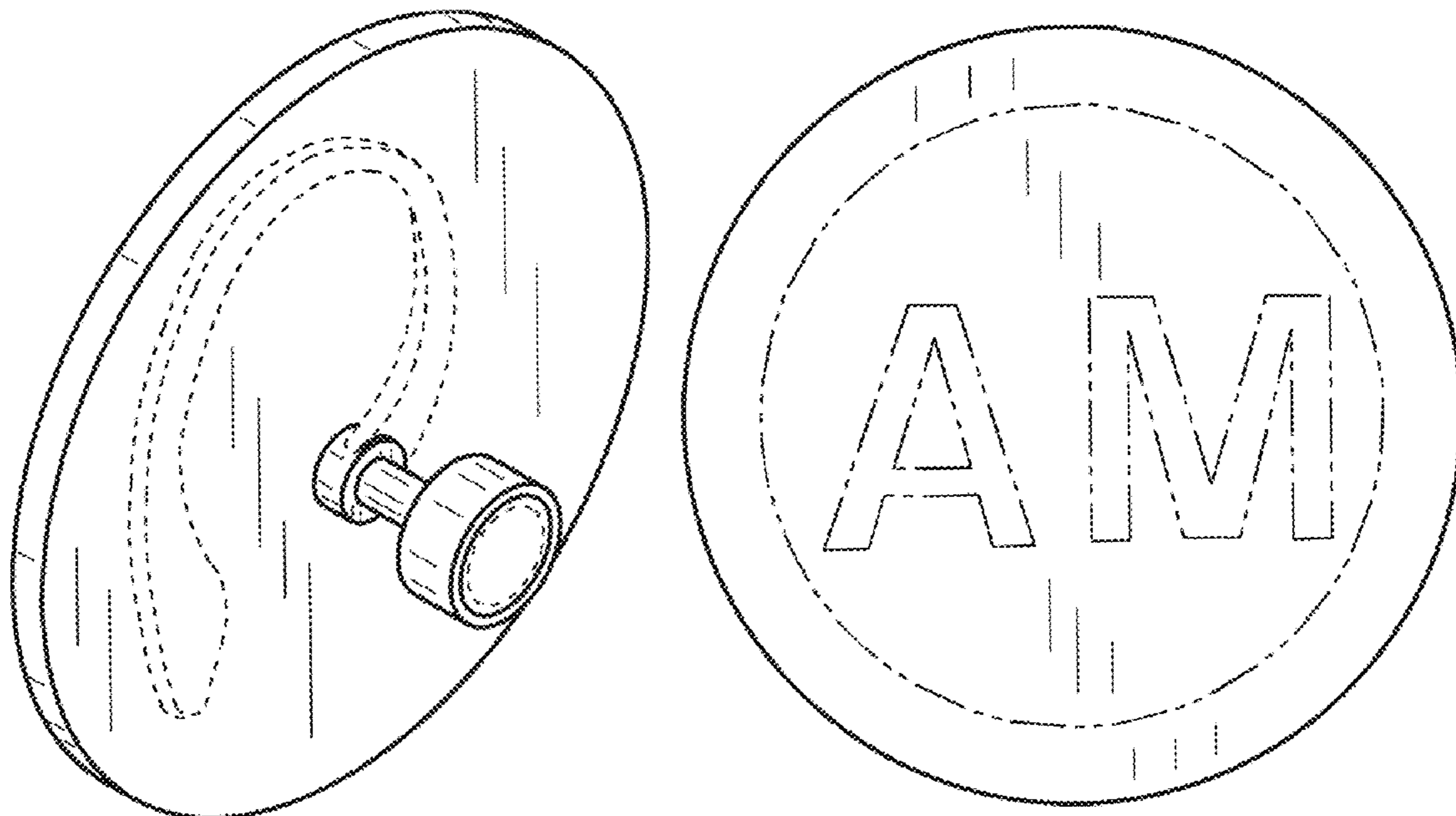
(57) **CLAIM**

The ornamental design for a combined ear protector and visual display, as shown and described.

**DESCRIPTION**

FIG. 1 is perspective view of a combined ear protector and visual display;  
FIG. 2 is a top view thereof;  
FIG. 3 is a bottom view thereof;  
FIG. 4 is a side view thereof;  
FIG. 5 is a side view thereof opposite that shown in FIG. 4;  
FIG. 6 is a side view thereof rotated 90° counterclockwise from that shown in FIG. 4; and,  
FIG. 7 is a side view thereof opposite that shown in FIG. 6.  
The broken lines in the figures show elements of the article excluded from the claim.

**1 Claim, 1 Drawing Sheet**



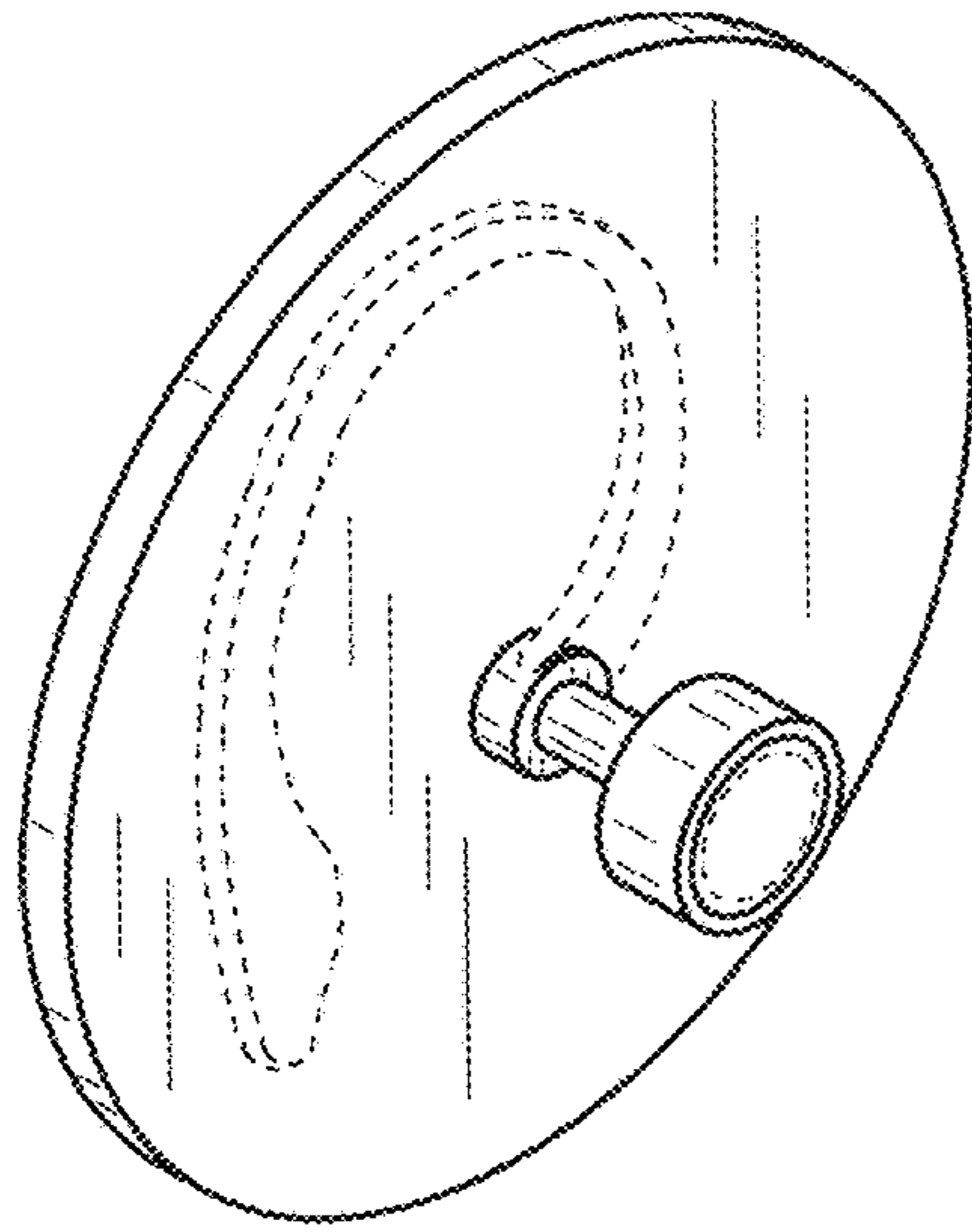


FIG. 1

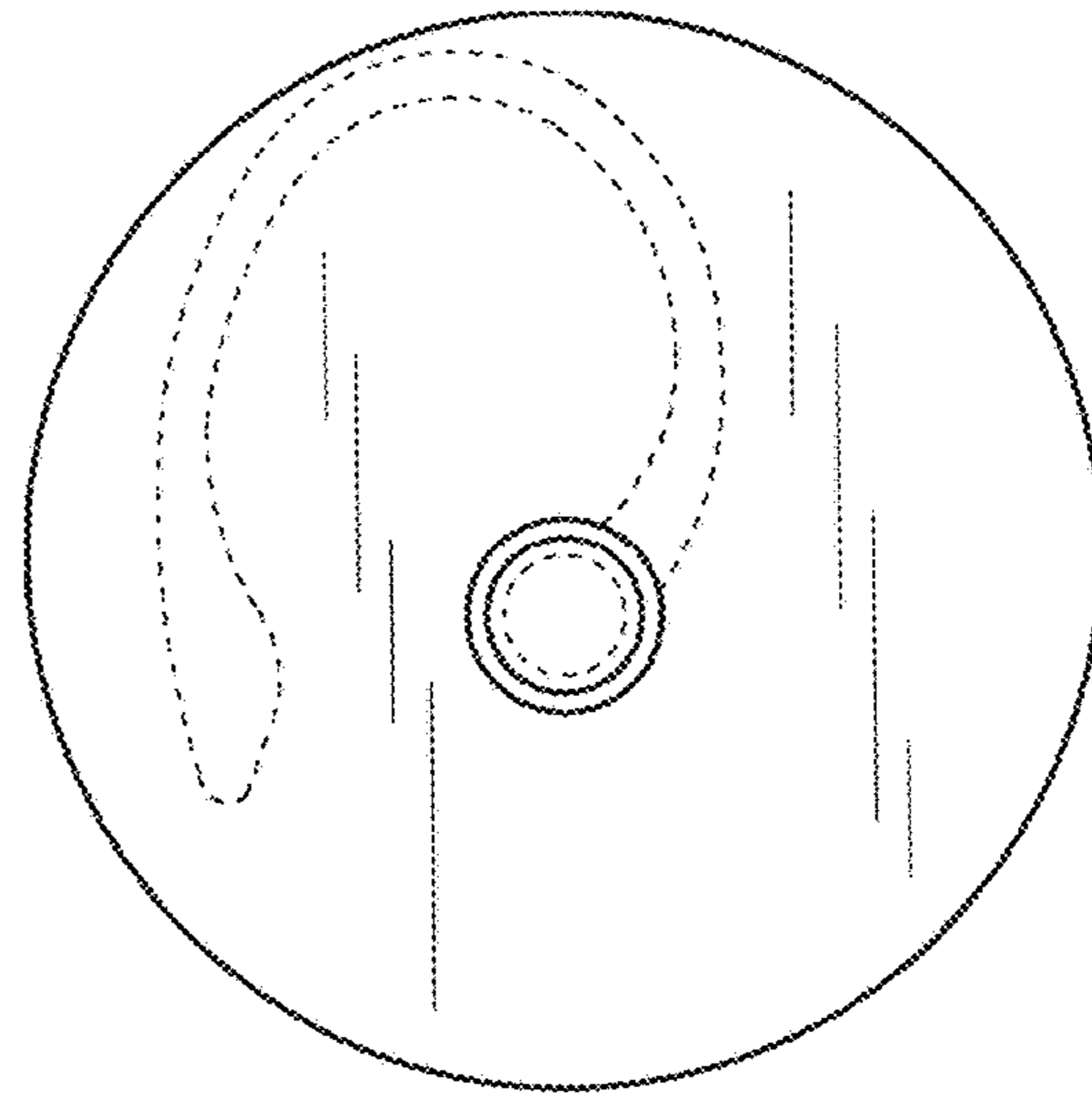


FIG. 2




FIG. 3

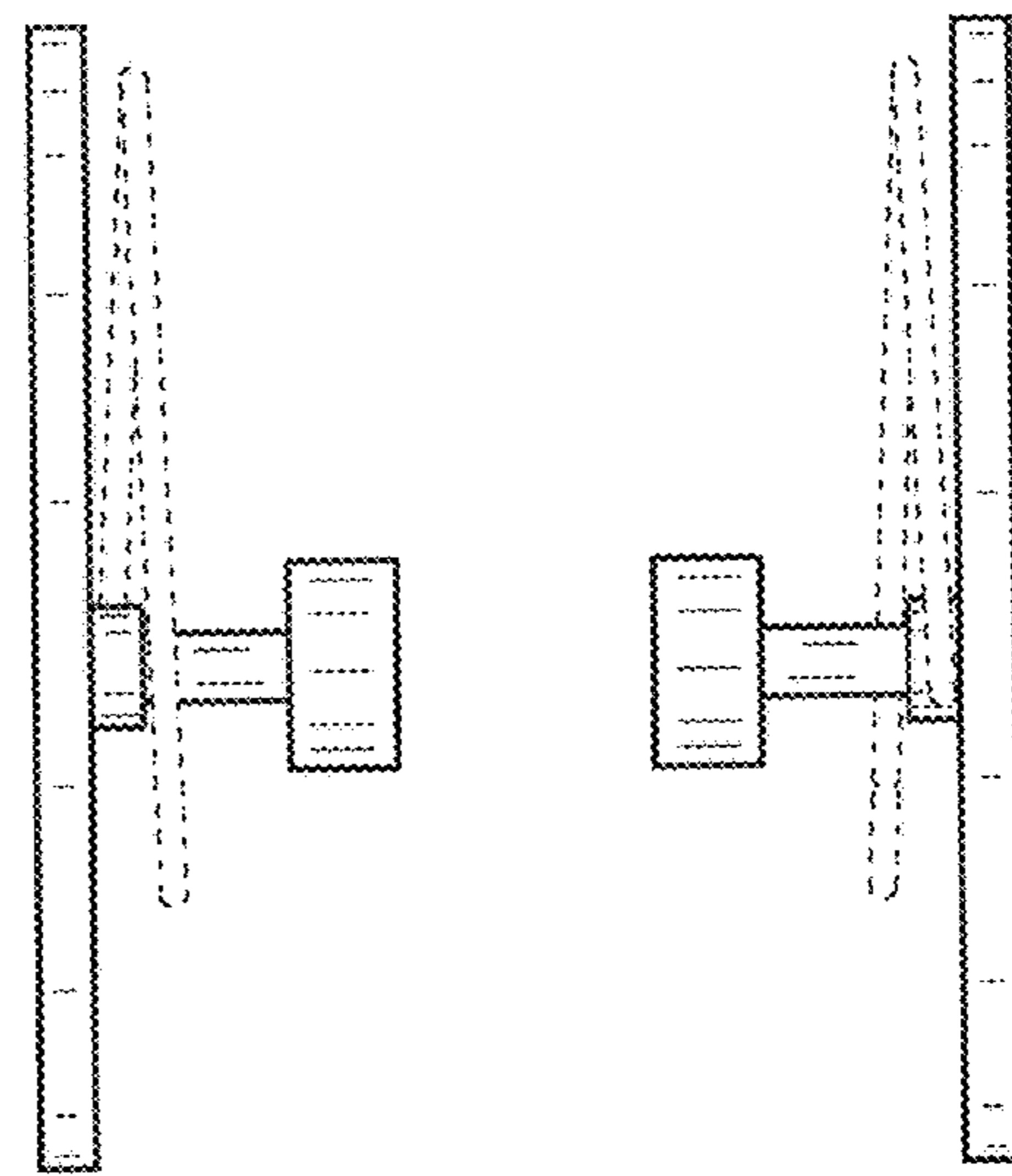


FIG. 4

FIG. 5

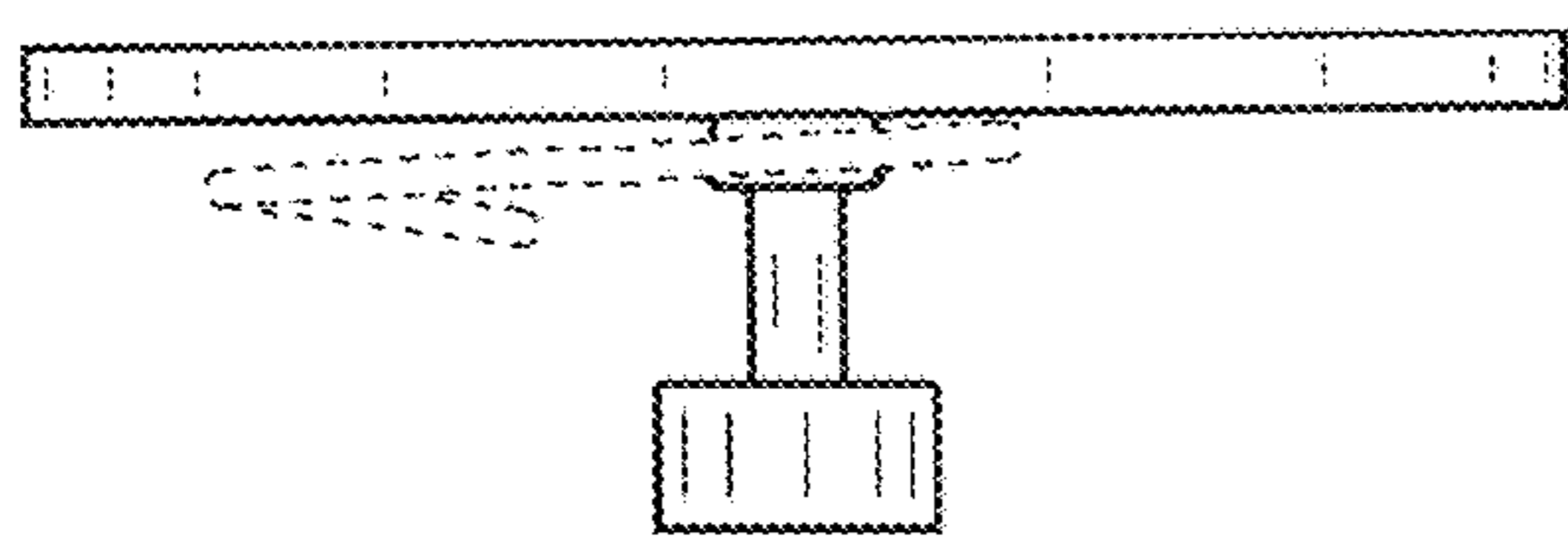


FIG. 6

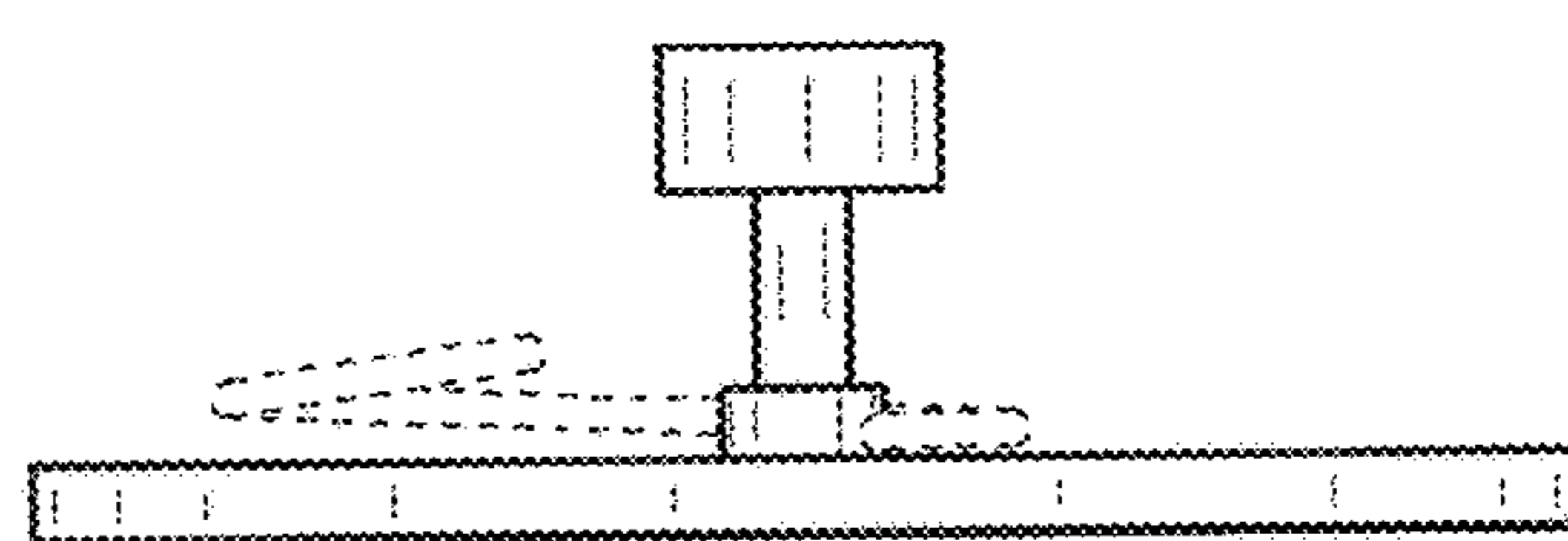


FIG. 7