



US00D910829S

(12) **United States Design Patent** (10) **Patent No.:** **US D910,829 S**  
**Spadaccia et al.** (45) **Date of Patent:** **\*\* Feb. 16, 2021**

(54) **FLAME DIFFUSER INSERT FOR IMMERSION TUBE FURNACE**

FOREIGN PATENT DOCUMENTS

(71) Applicant: **SAINT-GOBAIN CERAMICS & PLASTICS, INC.**, Worcester, MA (US)

CN 300780774 \* 5/2008  
CN 303542614 \* 9/2015

(Continued)

(72) Inventors: **Julio Cesar T. Spadaccia**, Windermere, FL (US); **Thomas D. Briselden**, North East, PA (US); **Jacob T. Briselden**, Worcester, MA (US); **Thomas M. Reilly**, Dudley, MA (US); **Ethan Weikleenget**, Quaker Hill, CT (US)

OTHER PUBLICATIONS

Auger Bit, announced Dec. 24, 2019[online], [site visited May 27, 2020]. Available from internet, URL:<[https://www.amazon.com/Hiltex-10245-Planting-Gardening-Projects/dp/B00HHIRM2M/ref=cm\\_cr\\_ar\\_p\\_d\\_product\\_top?ie=UTF8](https://www.amazon.com/Hiltex-10245-Planting-Gardening-Projects/dp/B00HHIRM2M/ref=cm_cr_ar_p_d_product_top?ie=UTF8)> (Year: 2019).\*

(Continued)

(73) Assignee: **SAINT-GOBAIN CERAMICS & PLASTICS, INC.**, Worcester, MA (US)

*Primary Examiner* — Barbara Fox

*Assistant Examiner* — Jamaal Rasheed

(\*\*) Term: **15 Years**

(74) *Attorney, Agent, or Firm* — Abel Schillinger, LLP; Adrian Lawrence

(21) Appl. No.: **29/687,489**

(22) Filed: **Apr. 12, 2019**

(51) **LOC (13) Cl.** ..... **23-01**

(52) **U.S. Cl.**  
USPC ..... **D23/386**

(57) **CLAIM**

(58) **Field of Classification Search**  
USPC ..... D23/410, 404, 403, 387, 386, 375;  
D32/26; 165/141, 142; D1/126, 125;  
D15/21; 175/403, 394, 388, 385, 323,  
175/18; D8/354; 403/328, 292  
CPC ..... B25H 3/00; E21B 7/02; E21B 3/02; E21B  
10/44; E21B 7/00; A22B 5/00; B23B  
51/02; B23B 51/00; G01N 1/08; E02D  
5/34;

The ornamental design for a flame diffuser insert for an immersion tube furnace, as shown and described.

**DESCRIPTION**

FIG. 1 includes a perspective view of a flame diffuser insert; FIG. 2 includes a bottom elevation view of the flame diffuser insert of FIG. 1; FIG. 3 includes a side elevation view of the flame diffuser insert of FIG. 1; and, FIG. 4 includes a top elevation view of the flame diffuser insert of FIG. 1.

The broken lines shown in FIGS. 1, 2, 3, and 4 are for the purpose of depicting portions of the flame diffuser insert and form no part of the claimed design.


(56) **References Cited**

U.S. PATENT DOCUMENTS

2,248,733 A \* 7/1941 Anderson ..... E21B 10/44  
175/394  
2,675,257 A \* 4/1954 Specht ..... E21B 10/44  
403/328

(Continued)

**1 Claim, 3 Drawing Sheets**



(58) **Field of Classification Search**  
 CPC .... H02K 7/18; F03B 3/12; B28B 1/08; A23L  
 1/16; F28D 7/12  
 See application file for complete search history.

(56) **References Cited**

U.S. PATENT DOCUMENTS

3,026,953	A *	3/1962	Pettee	.....	A01C 5/04	175/385
3,094,178	A *	6/1963	Newbold	.....	E21B 10/44	175/388
3,178,210	A *	4/1965	Dickinson	.....	E21B 17/22	403/292
3,301,338	A *	1/1967	Dickinson	.....	E21B 17/043	175/323
3,372,558	A *	3/1968	Guard	.....	F25C 1/147	62/320
3,387,674	A *	6/1968	Watson	.....	E21B 10/44	175/394
3,570,471	A	3/1971	Lazaridis			
3,857,289	A *	12/1974	Wise	.....	E02D 1/027	73/864.43
4,351,389	A *	9/1982	Guarnaschelli	.....	F28F 1/34	165/141
4,589,844	A	5/1986	Loukas			
4,641,631	A	2/1987	Jatana			
D314,263	S *	1/1991	Mueller	.....	D32/26	
D375,390	S *	11/1996	Pinkowski	.....	D32/26	
D381,486	S *	7/1997	Hauser	.....	D1/126	
5,685,382	A *	11/1997	Deeter	.....	B65G 33/32	175/122
5,728,418	A *	3/1998	Hauser	.....	A23L 7/109	426/557
5,836,402	A *	11/1998	Jones	.....	E21B 7/008	173/185
6,484,795	B1	11/2002	Kasprzyk			
D474,567	S *	5/2003	Clark	.....	D32/26	
D474,568	S *	5/2003	Clark	.....	D32/26	
D475,372	S *	6/2003	Dulkoski	.....	D15/21	
D627,536	S *	11/2010	Albuja	.....	D1/125	
D630,409	S *	1/2011	Tansey	.....	D1/125	
8,162,040	B2 *	4/2012	Briselden	.....	F23C 3/002	165/109.1
8,397,835	B1 *	3/2013	Lyngaas	.....	E21B 7/008	175/18
D683,927	S *	6/2013	Tansey	.....	D1/125	
D721,217	S *	1/2015	Rogers	.....	D1/125	

D730,618	S *	6/2015	Kouakou	.....	D1/125	
D747,068	S *	1/2016	Walsh	.....	D1/125	
9,303,455	B2 *	4/2016	Ivan, Sr.	.....	E21B 10/32	
D806,224	S *	12/2017	Kim	.....	D23/375	
D876,929	S *	3/2020	Imrich	.....	D8/354	
2003/0089528	A1 *	5/2003	Hamilton	.....	E21B 10/02	175/403
2004/0016267	A1 *	1/2004	Clark	.....	D06F 39/024	68/133
2004/0031617	A1 *	2/2004	Skarlupka, IV	.....	E21B 7/028	173/184
2008/0032601	A1	2/2008	Arcona			
2008/0298916	A1 *	12/2008	Jordan	.....	B23B 51/02	408/214
2010/0260878	A1 *	10/2010	Seppanen	.....	B28B 3/222	425/64
2011/0085907	A1 *	4/2011	Anderson	.....	F03B 3/126	416/120
2011/0254276	A1 *	10/2011	Anderson, Jr.	.....	F03B 17/061	290/54
2011/0301742	A1	12/2011	Mundt			
2013/0101344	A1 *	4/2013	Matthias	.....	E21B 17/046	403/349
2015/0209954	A1 *	7/2015	Hokanson	.....	B25H 3/04	52/741.14
2016/0010393	A1 *	1/2016	Ivan, Sr.	.....	A01K 97/01	175/18
2016/0091199	A1	3/2016	Vandegrift			
2016/0244933	A1 *	8/2016	Blum	.....	E21B 10/44	
2019/0032412	A1 *	1/2019	Banjo	.....	E21B 7/008	
2019/0076936	A1 *	3/2019	Zimmermann	.....	B27G 15/00	
2019/0090495	A1 *	3/2019	Shell	.....	A23B 4/062	
2019/0250072	A1 *	8/2019	Pasch	.....	G01N 33/24	
2019/0375028	A1 *	12/2019	Kulig	.....	B23B 51/02	

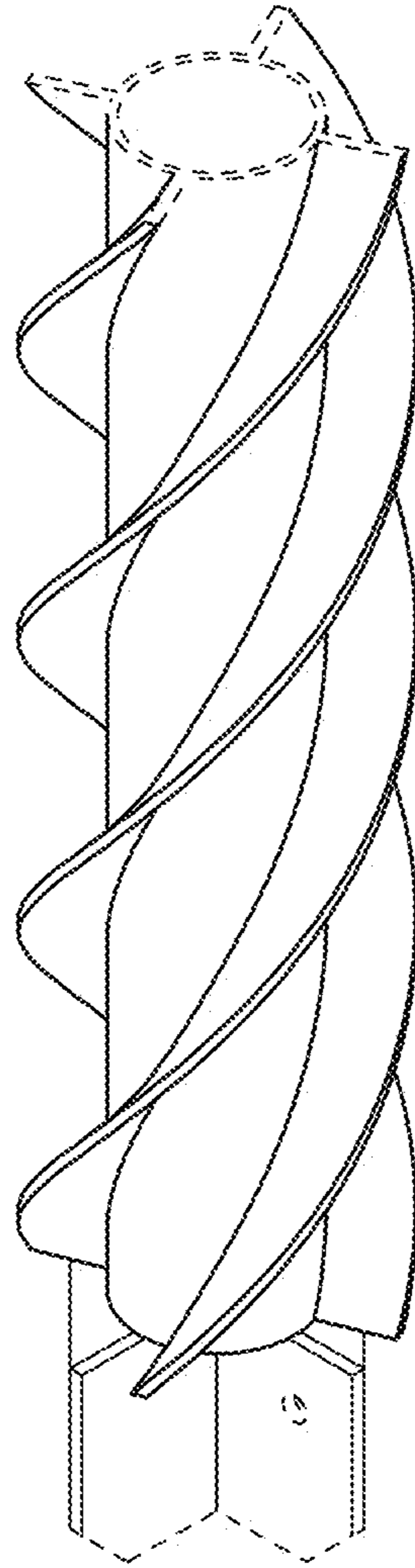
FOREIGN PATENT DOCUMENTS

EP	2069692	B1	1/2019
GB	1211991	A	11/1970
WO	2018078907	A1	5/2018

OTHER PUBLICATIONS

Innovative Refractories, Date unavailable[online], [site visited May 27, 2020]. Available from internet, URL:<<https://flowvella.com/s/6abt/5C120BC1-BBBC-4FD8-BDCF-1656C4BFEFCC>> (Year: 2020).\*

\* cited by examiner



*FIG. 1*




FIG. 3

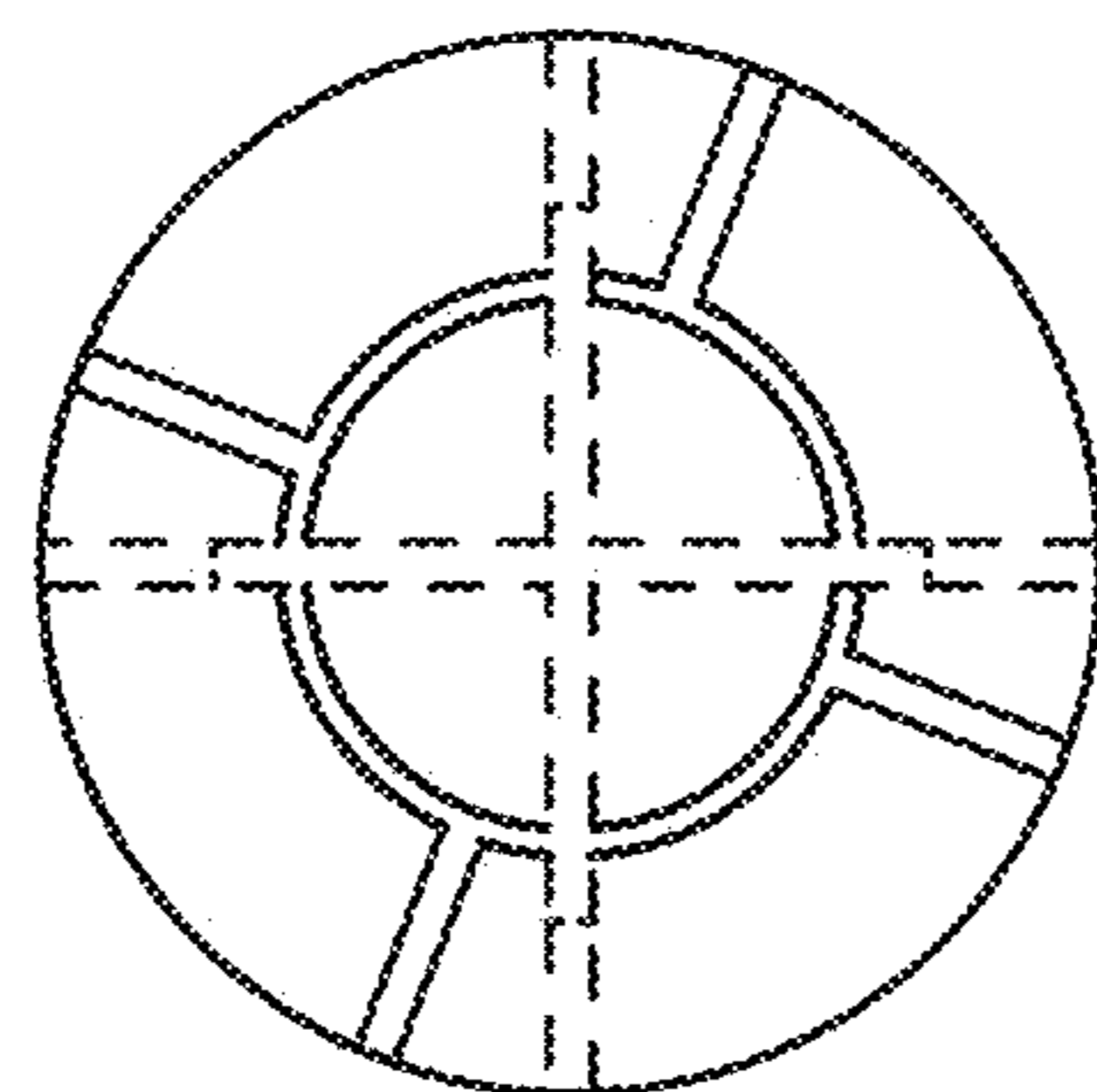
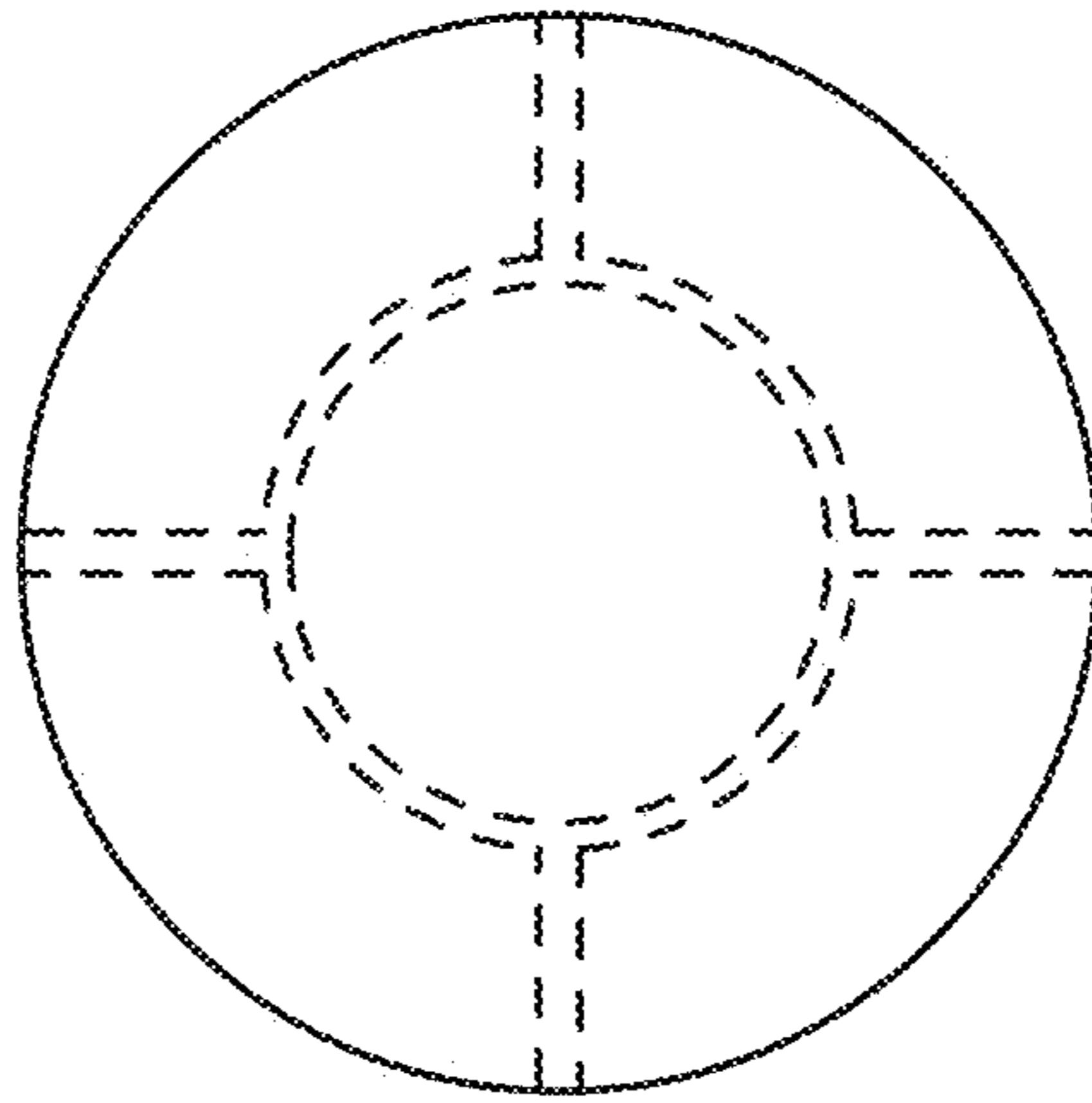


FIG. 2



*FIG. 4*