



US00D910818S

(12) **United States Design Patent**
Gessi

(10) **Patent No.:** **US D910,818 S**

(45) **Date of Patent:** **** Feb. 16, 2021**

- (54) **CONTROL UNIT FOR SHOWERS**
- (71) Applicant: **GESSI S.P.A.**, Serravalle Sesia (IT)
- (72) Inventor: **Gian Luca Gessi**, Serravalle Sesia (IT)
- (73) Assignee: **GESSI S.P.A.**, Serravalle Sesia (IT)
- (**) Term: **15 Years**
- (21) Appl. No.: **29/702,058**

D344,901 S *	3/1994	Conforti	D10/50
D387,330 S *	12/1997	Danchulis	D8/353
D534,628 S *	1/2007	Chisenhall	D23/324
D700,291 S *	2/2014	Schoenherr	D23/254
D704,028 S *	5/2014	Meda	D8/310
D764,028 S *	8/2016	Schoenherr	D23/255
D783,131 S *	4/2017	Wang	D23/254
D785,762 S *	5/2017	Wang	D23/254
D887,387 S *	6/2020	Yan	D14/202
D898,875 S *	10/2020	Massaud	D23/254
D900,854 S *	11/2020	Shah	D14/486
D904,570 S *	12/2020	Soulier	D23/250

- (22) Filed: **Aug. 16, 2019**
- (30) **Foreign Application Priority Data**

Mar. 7, 2019 (IT) 402019000000439

- (51) **LOC (13) Cl.** **23-01**
- (52) **U.S. Cl.**
USPC **D23/254**
- (58) **Field of Classification Search**
USPC D23/250, 252, 254, 238-243, 249;
D8/307-308, 310, 353; D14/198, 257,
D14/492, 489; D10/102
CPC E03C 1/0408; E03C 1/09; E03C 1/042;
E03C 1/0412
See application file for complete search history.

- (56) **References Cited**
U.S. PATENT DOCUMENTS

D226,009 S *	1/1973	Tominaga	D14/198
D231,467 S *	4/1974	Robson	D14/257

* cited by examiner

Primary Examiner — Robert A Delehanty
(74) *Attorney, Agent, or Firm* — Underwood & Associates, LLC

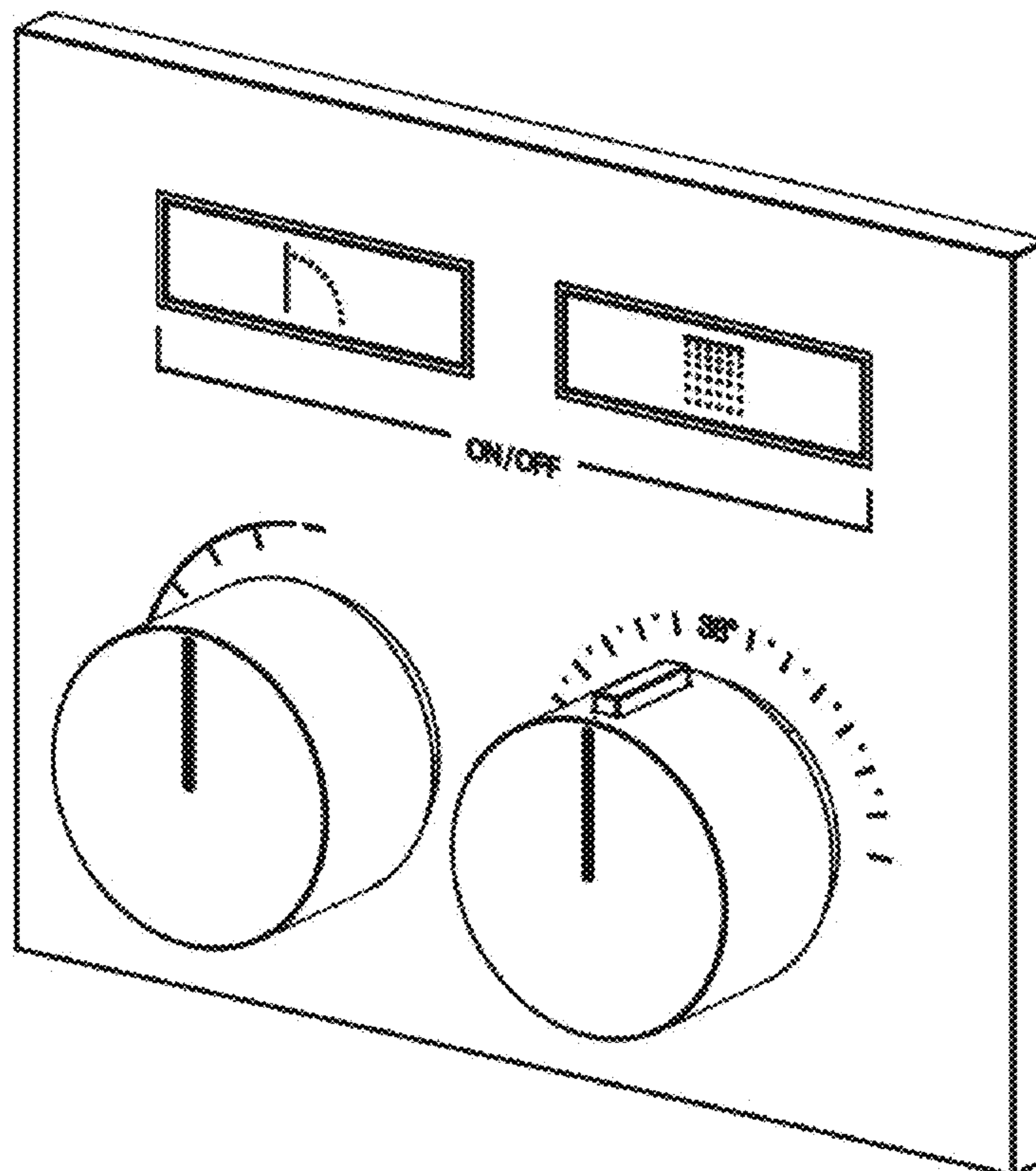
(57) **CLAIM**

The ornamental design for a control unit for showers, as shown and described.

DESCRIPTION

FIG. 1 is a perspective view of a control unit for showers; FIG. 2 is a right side elevation view thereof; FIG. 3 is a front elevation view thereof; FIG. 4 is a left side elevation view thereof; FIG. 5 is a top plan view thereof; and, FIG. 6 is a bottom plan view thereof. The rear side, opposite the front side, is flat and unornamented.

1 Claim, 2 Drawing Sheets



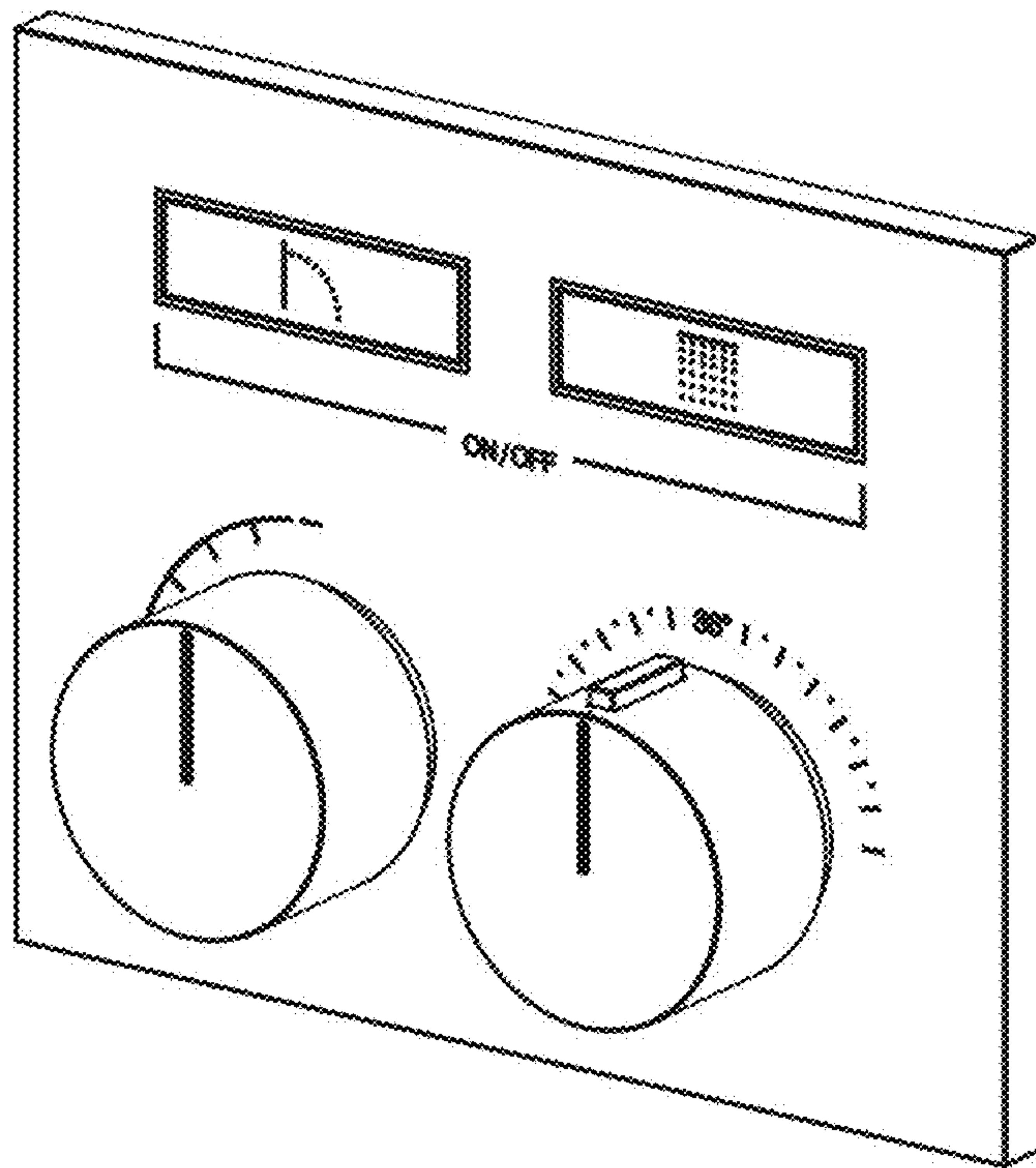


FIG. 1

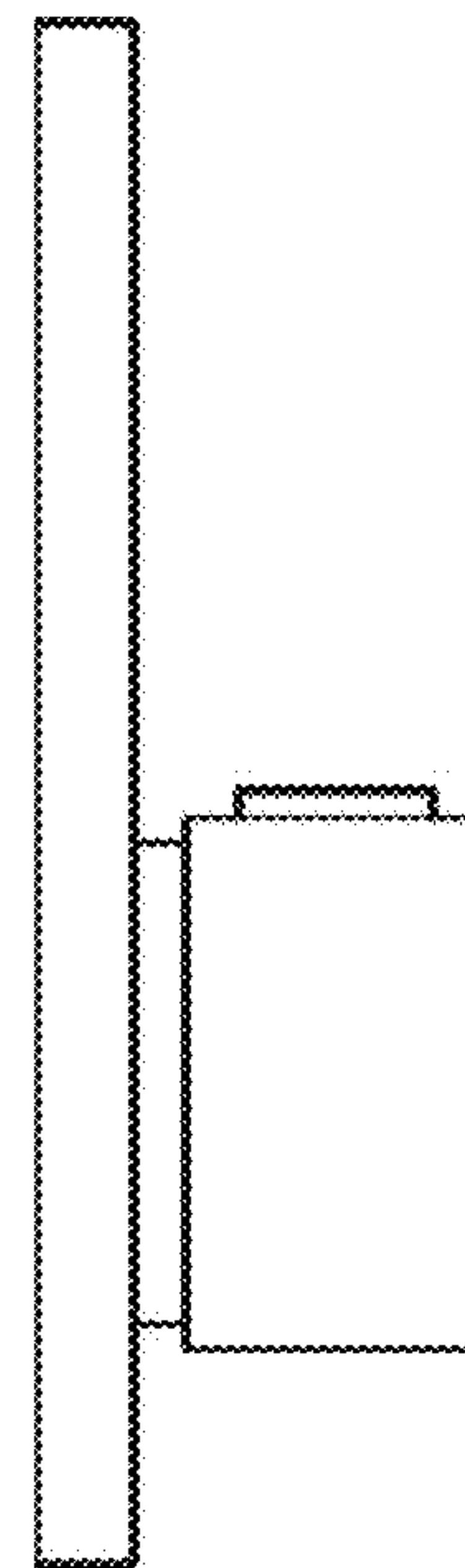


FIG. 2

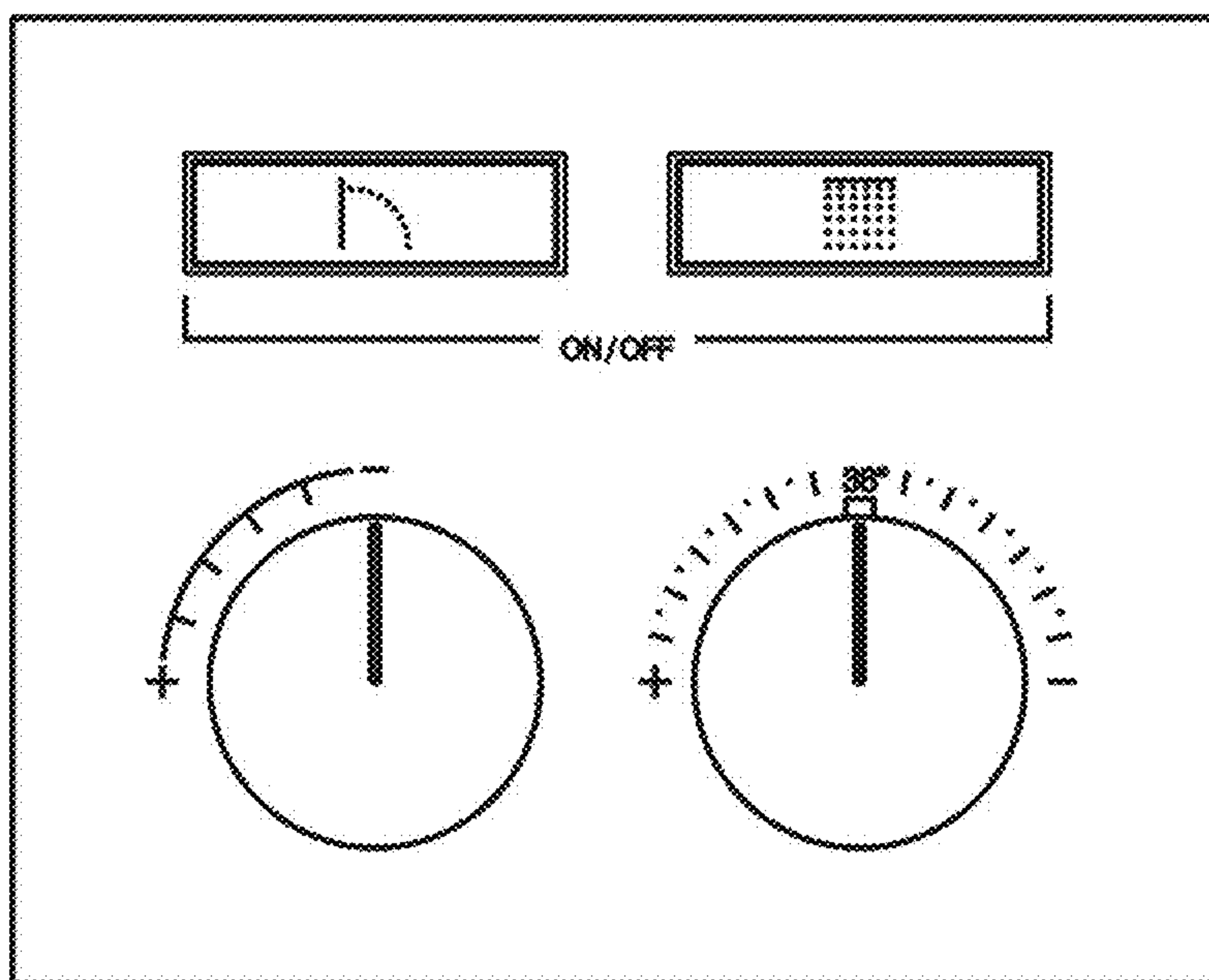


FIG. 3

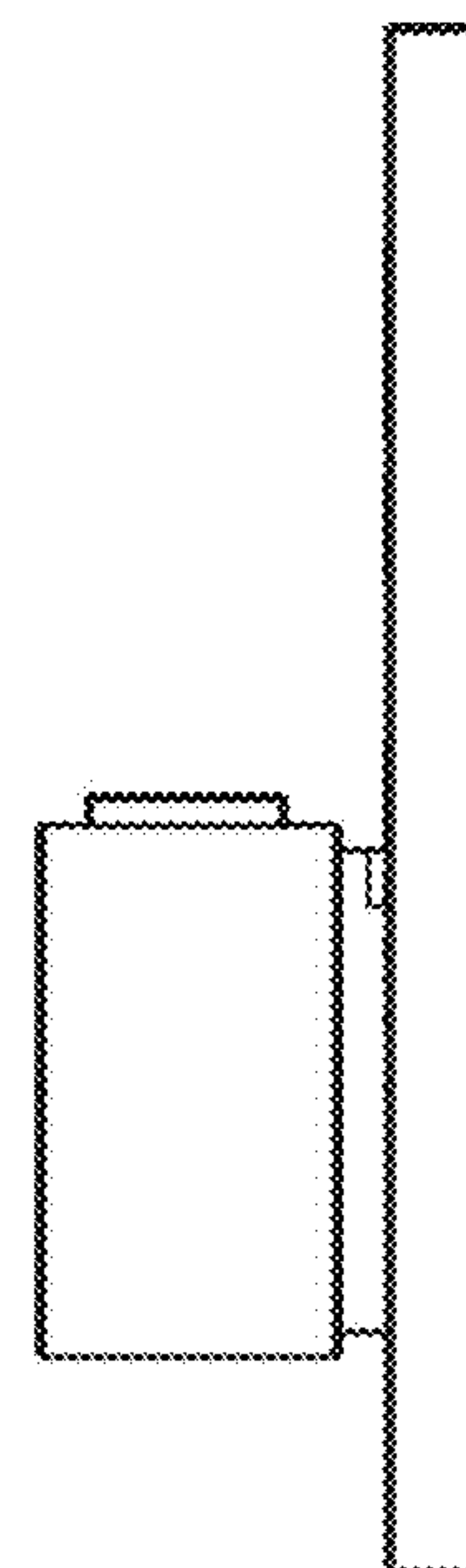


FIG. 4

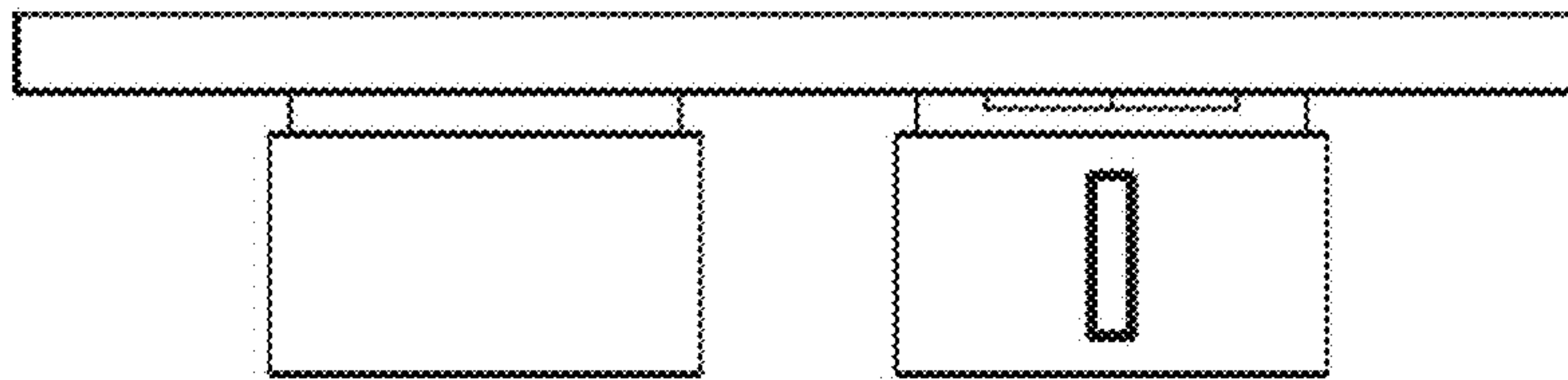


FIG. 5

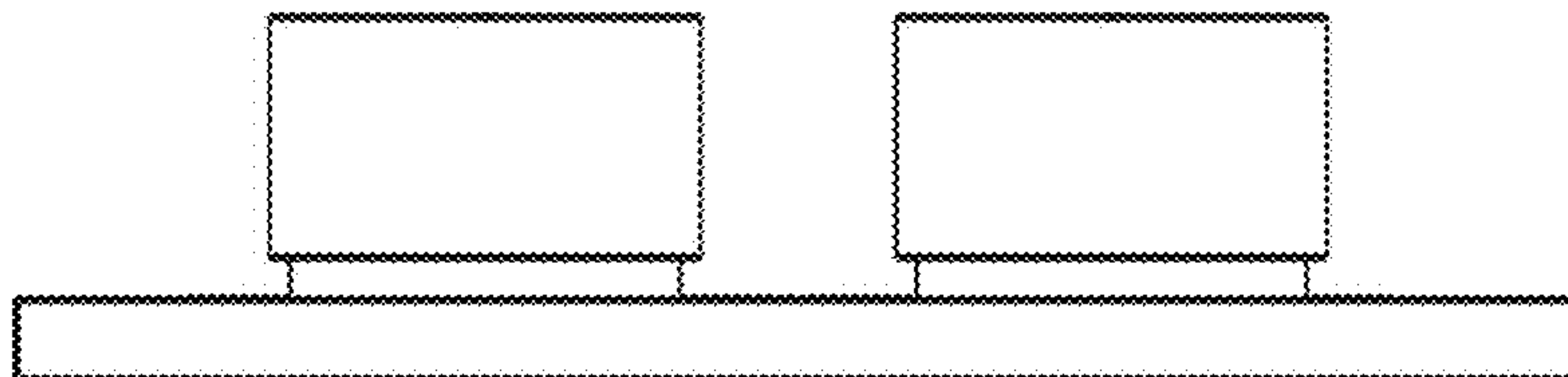


FIG. 6