



US00D910786S

(12) **United States Design Patent** (10) **Patent No.:** **US D910,786 S**
Hasell (45) **Date of Patent:** **** Feb. 16, 2021**

(54) **SPORTSBALL**

- (71) Applicant: **Mitre Sports International Limited**,
London (GB)
- (72) Inventor: **Alex Hasell**, London (GB)
- (73) Assignee: **MITRE SPORTS INTERNATIONAL LIMITED**, London (GB)
- (**) Term: **15 Years**
- (21) Appl. No.: **29/713,275**
- (22) Filed: **Nov. 14, 2019**

Related U.S. Application Data

- (62) Division of application No. 29/610,774, filed on Jul. 14, 2017.

(30) **Foreign Application Priority Data**

Apr. 4, 2017 (EM) 003840917

- (51) **LOC (13) Cl.** **21-02**
- (52) **U.S. Cl.**
USPC **D21/713; D21/780; D21/781**
- (58) **Field of Classification Search**
USPC D21/415-504, 308, 314, 357, 362, 366,
D21/367, 713-716, 719, 788-796, 780,
D21/781, 782; D30/160; D11/48, 99;
473/351-385; 446/431, 486
CPC A63B 41/00; A63B 41/04; A63B 41/08;
A63B 41/12; A63B 43/00; A63B 43/002;
A63B 43/005; A63B 2069/0006; A63B
2243/0025; A63B 37/14; A63B 69/0002
See application file for complete search history.

(56) **References Cited**

U.S. PATENT DOCUMENTS

D162,264 S *	2/1951	Whittaker	D21/713
4,925,193 A *	5/1990	Melvin	A63B 37/0004 473/379
D330,239 S *	10/1992	Obermann	D21/713
D377,065 S *	12/1996	Soofi	D21/713
D384,715 S *	10/1997	Hemphill	D21/713
D510,113 S *	9/2005	Kelly	D21/713
D669,946 S *	10/2012	Aogaki	D21/713
D672,416 S *	12/2012	Lien	D21/713
D705,368 S *	5/2014	Hu	D21/713
D730,461 S *	5/2015	Bennett	D21/713
D738,972 S *	9/2015	Black	D21/707
D795,367 S *	8/2017	Pinto	D21/713
D811,500 S *	2/2018	Matsuno	D21/713
D816,786 S *	5/2018	Loffelmann	D21/713
D819,758 S *	6/2018	Iqbal	D21/713
D829,836 S *	10/2018	Loffelmann	D21/713
D838,792 S *	1/2019	Sato	D21/713
D851,715 S *	6/2019	Hasell	D21/713

* cited by examiner

Primary Examiner — Sandra Snapp
Assistant Examiner — Mehri Bajoul

(74) *Attorney, Agent, or Firm* — Fross, Zelnick, Lehrman & Zissu, PC; Charles T. J. Weigell, Esq.

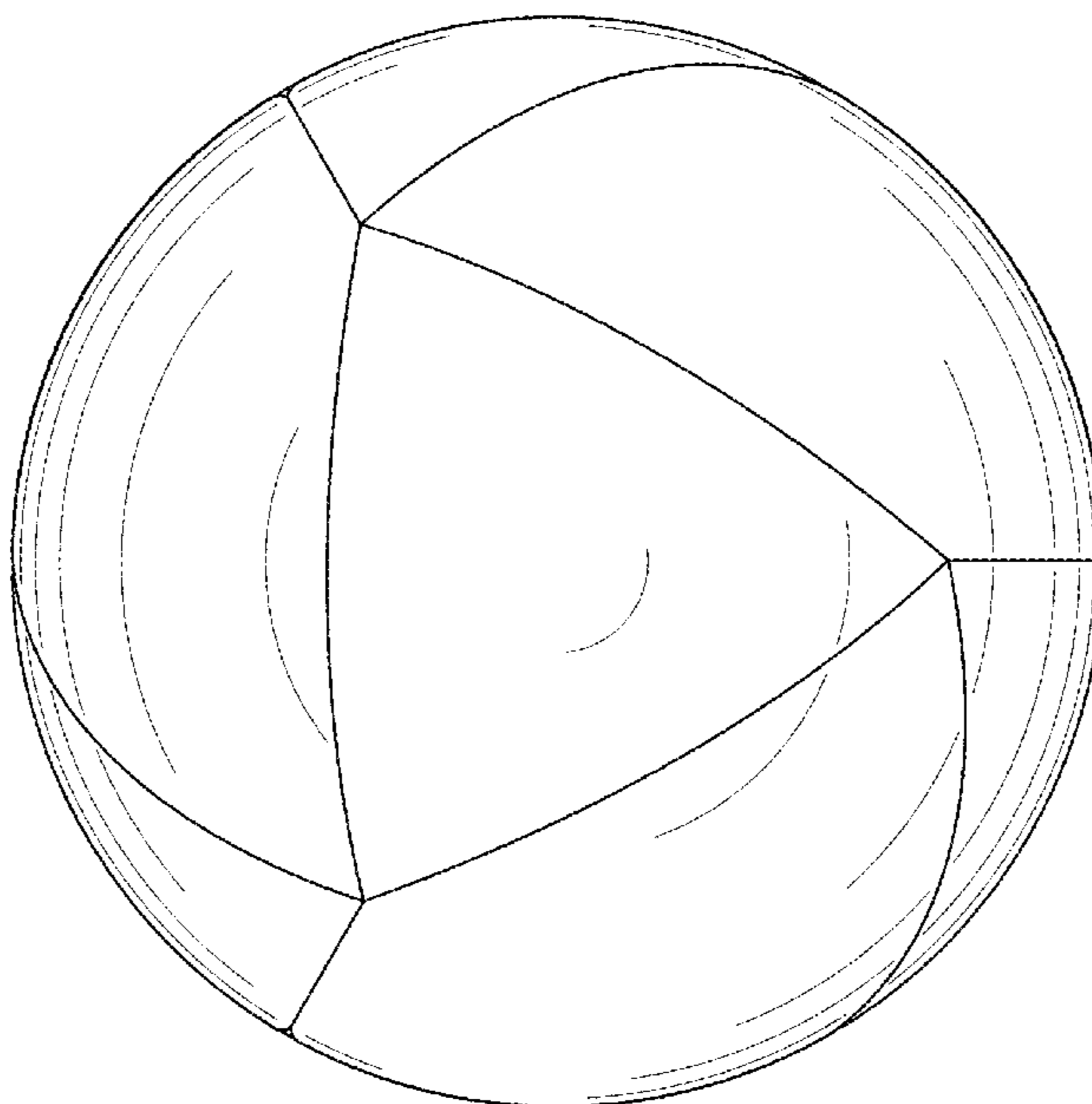
(57) **CLAIM**

The ornamental design for a sportsball, as shown and described.

DESCRIPTION

FIG. 1 is a front elevation view of the sportsball showing my design;
FIG. 2 is a rear elevation view thereof;
FIG. 3 is a side elevation view thereof;
FIG. 4 is a another side elevation view thereof; and,
FIG. 5 is a top plan view showing the sportsball in a flat position.

1 Claim, 5 Drawing Sheets



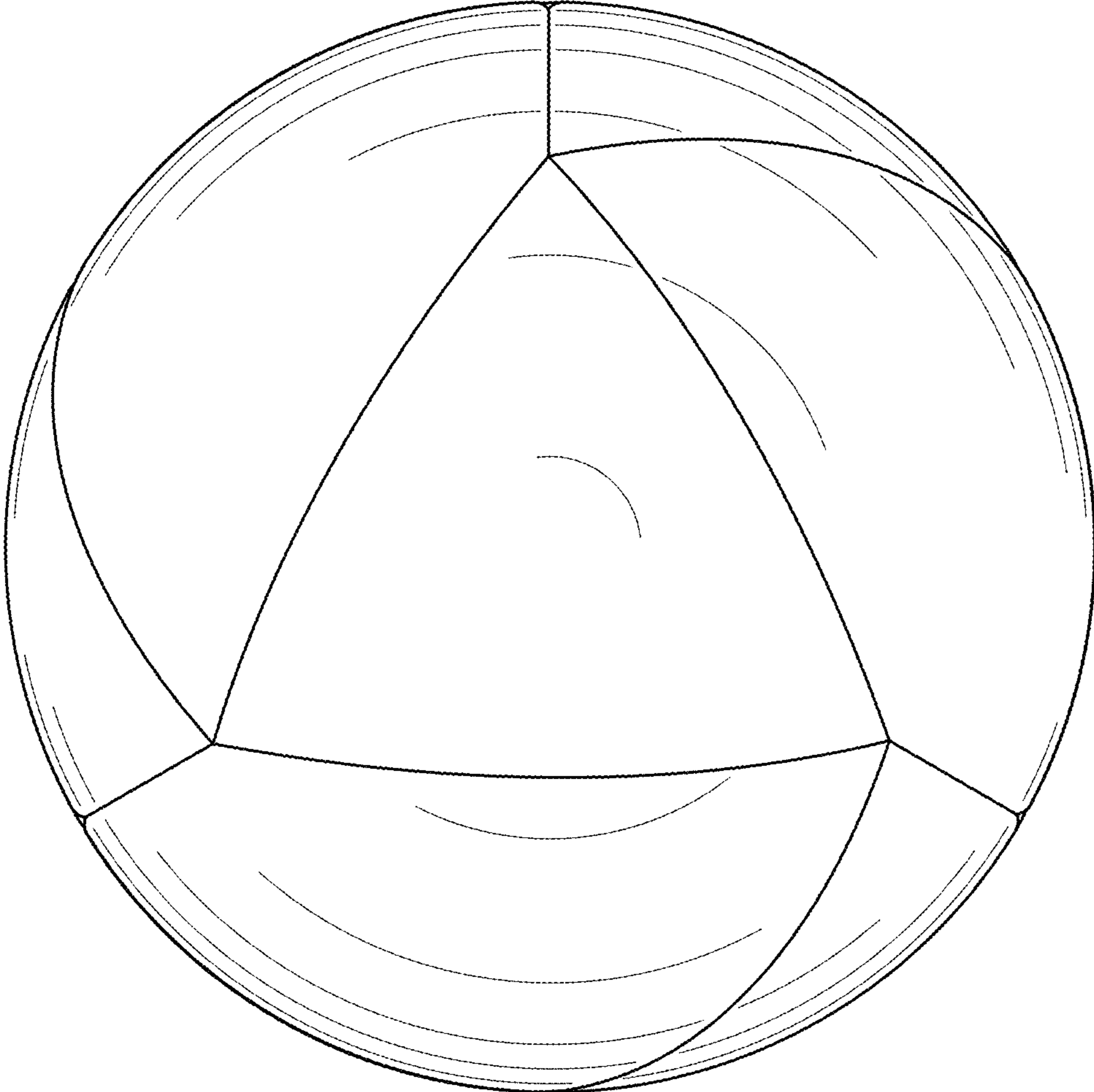


FIG. 1

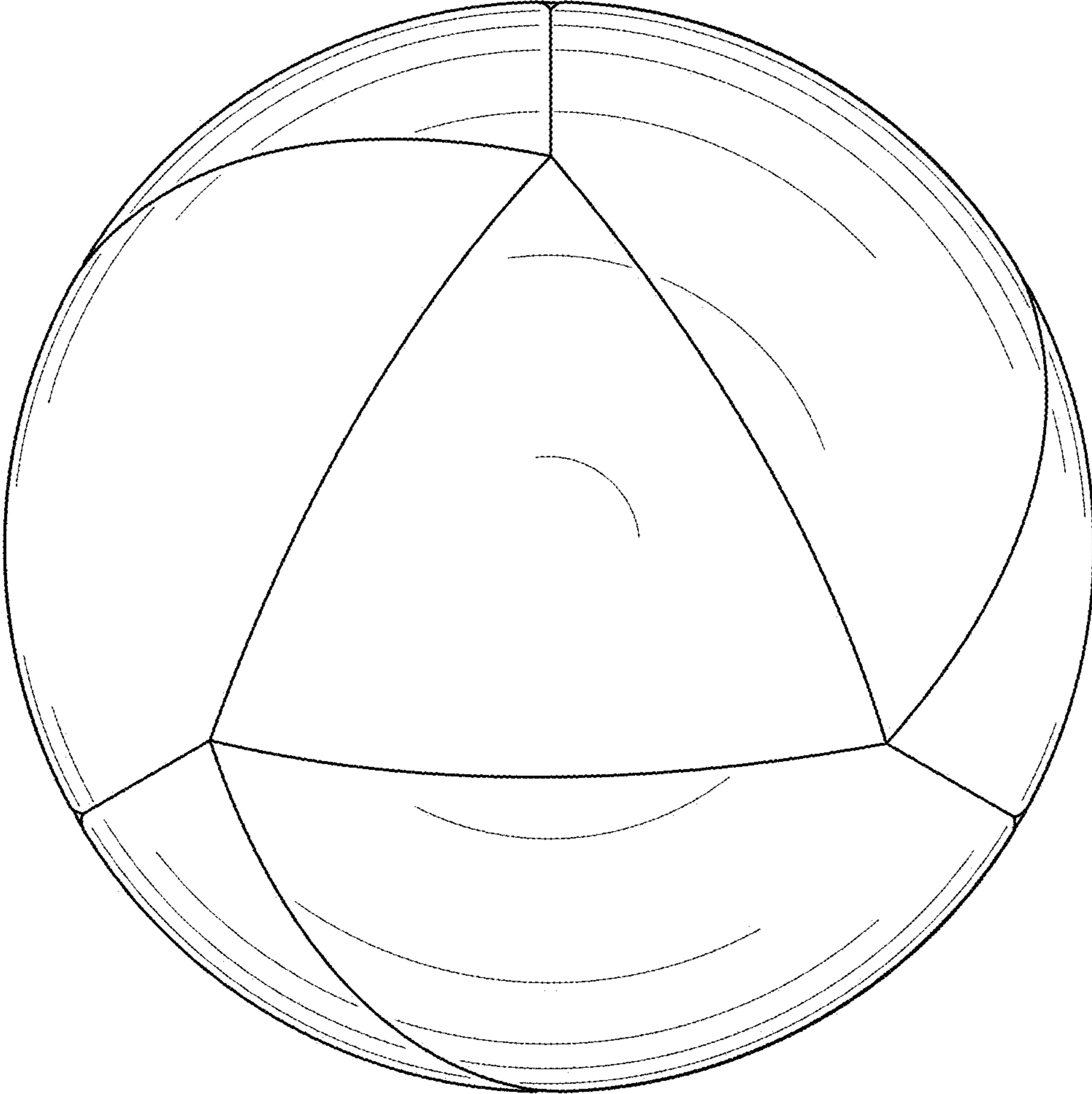


FIG. 2

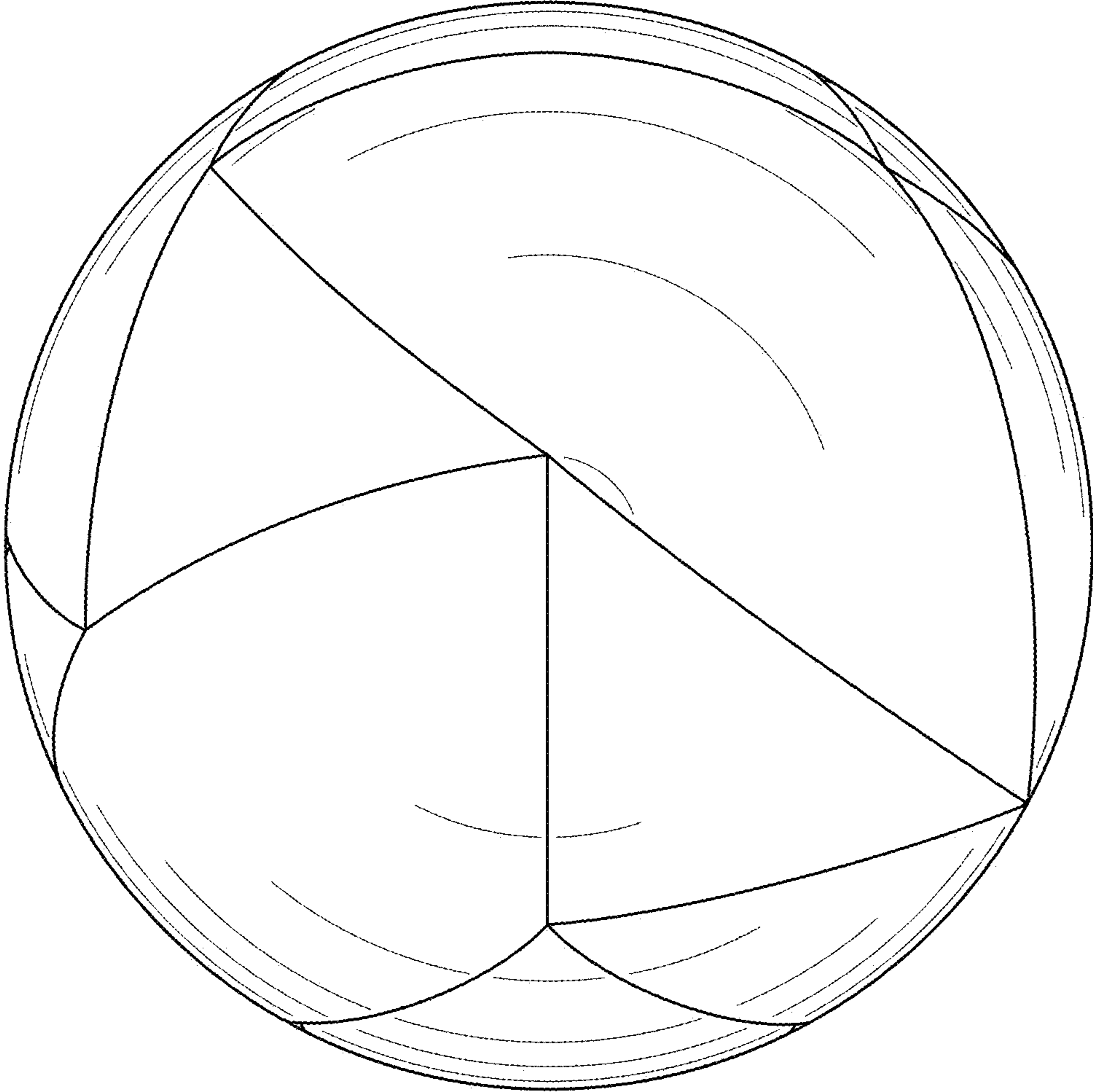


FIG. 3

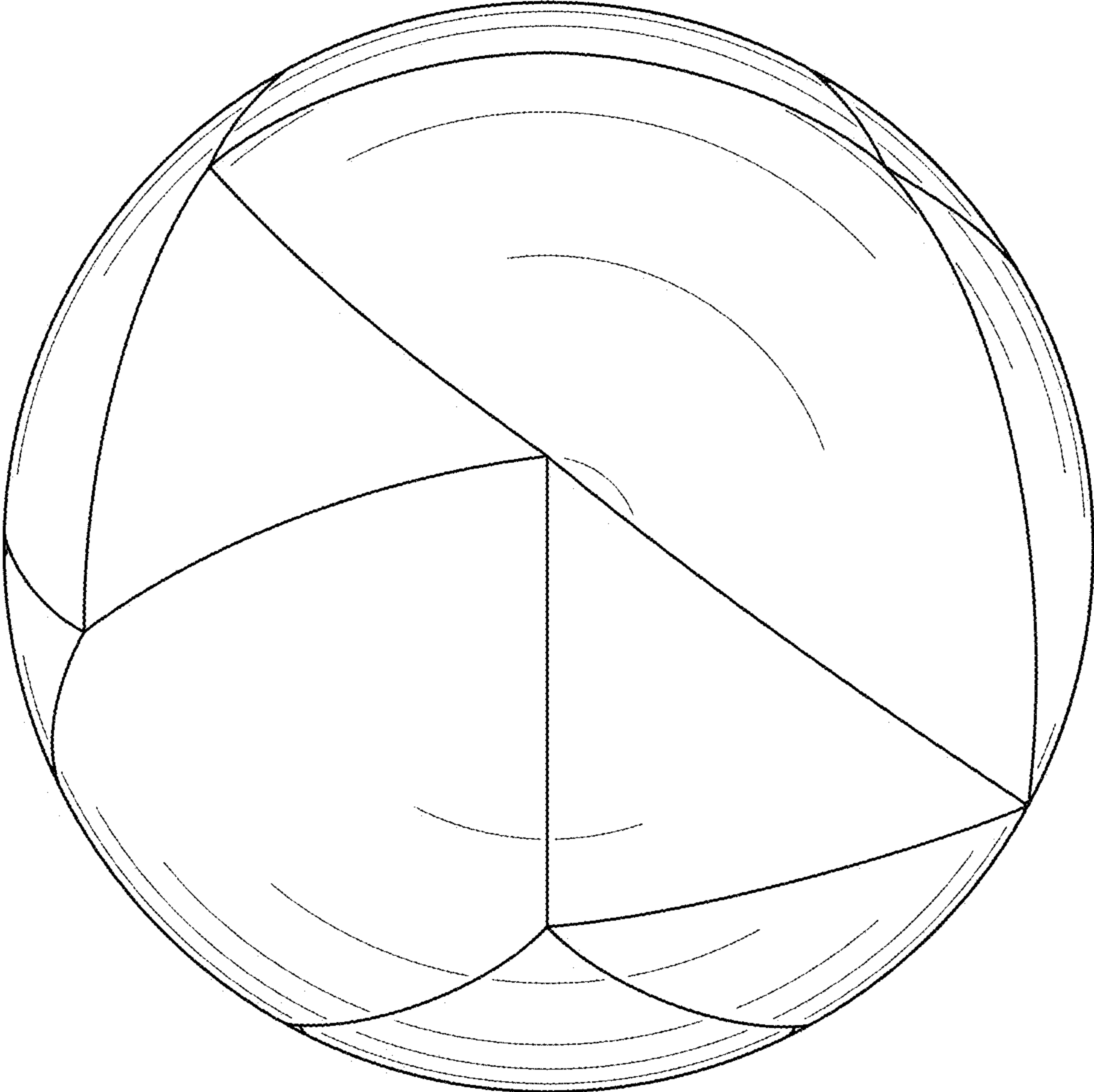


FIG. 4




FIG. 5