



US00D910783S

(12) **United States Design Patent** (10) **Patent No.:** **US D910,783 S**  
**Shine et al.** (45) **Date of Patent:** **\*\* Feb. 16, 2021**

(54) **CHARACTER FIGURE**

(71) Applicants: **Sun Mi Shine**, Namyangju-si (KR);  
**YeSeul Cha**, Gyeonggi-do (KR);  
**Gayoung Son**, Seoul (KR)

(72) Inventors: **Sun Mi Shine**, Namyangju-si (KR);  
**YeSeul Cha**, Gyeonggi-do (KR);  
**Gayoung Son**, Seoul (KR)

(\*\*) Term: **15 Years**

(21) Appl. No.: **29/661,430**

(22) Filed: **Aug. 28, 2018**

(30) **Foreign Application Priority Data**

Apr. 13, 2018 (KR) ..... 30-2018-0017458

(51) **LOC (13) Cl.** ..... **21-01**

(52) **U.S. Cl.**  
USPC ..... **D21/621**

(58) **Field of Classification Search**  
USPC ..... D11/158, 160; D21/398, 576, 578, 621,  
D21/622, 623, 627, 630, 631, 658, 659  
CPC ..... A63H 3/00  
See application file for complete search history.

(56) **References Cited**

**U.S. PATENT DOCUMENTS**

D145,894 S \* 11/1946 Grosvenor ..... D21/630  
D324,553 S \* 3/1992 Matie ..... D21/627

D422,037 S \* 3/2000 McLeer ..... D21/624  
D422,324 S \* 4/2000 Bush ..... D21/621  
D496,076 S \* 9/2004 Klaus ..... D21/594  
D760,851 S \* 7/2016 Cummings ..... D21/578  
D780,271 S \* 2/2017 Liu ..... D21/659  
D785,101 S \* 4/2017 Austin ..... D21/630  
D802,686 S \* 11/2017 Campbell ..... D21/630  
D871,518 S \* 12/2019 Katayama ..... D21/621  
D873,355 S \* 1/2020 Murphy ..... D21/621  
D890,863 S \* 7/2020 Chuang ..... D21/621  
D895,027 S \* 9/2020 Imperiale ..... D21/621

\* cited by examiner

*Primary Examiner* — Jasmine Mlinarcik  
(74) *Attorney, Agent, or Firm* — Novick, Kim & Lee,  
PLLC; Jae Youn Kim


(57) **CLAIM**

We claim, the ornamental design for a character figure, as shown and described.

**DESCRIPTION**

FIG. 1 is a front perspective view of a character figure, showing our new design;  
FIG. 2 is a rear perspective view thereof;  
FIG. 3 is a front elevational view thereof;  
FIG. 4 is a rear elevational view thereof;  
FIG. 5 is a right side elevational view thereof;  
FIG. 6 is a left side elevational view thereof;  
FIG. 7 is a top plan view thereof; and,  
FIG. 8 is a bottom plan view thereof.

**1 Claim, 5 Drawing Sheets**








FIG. 1





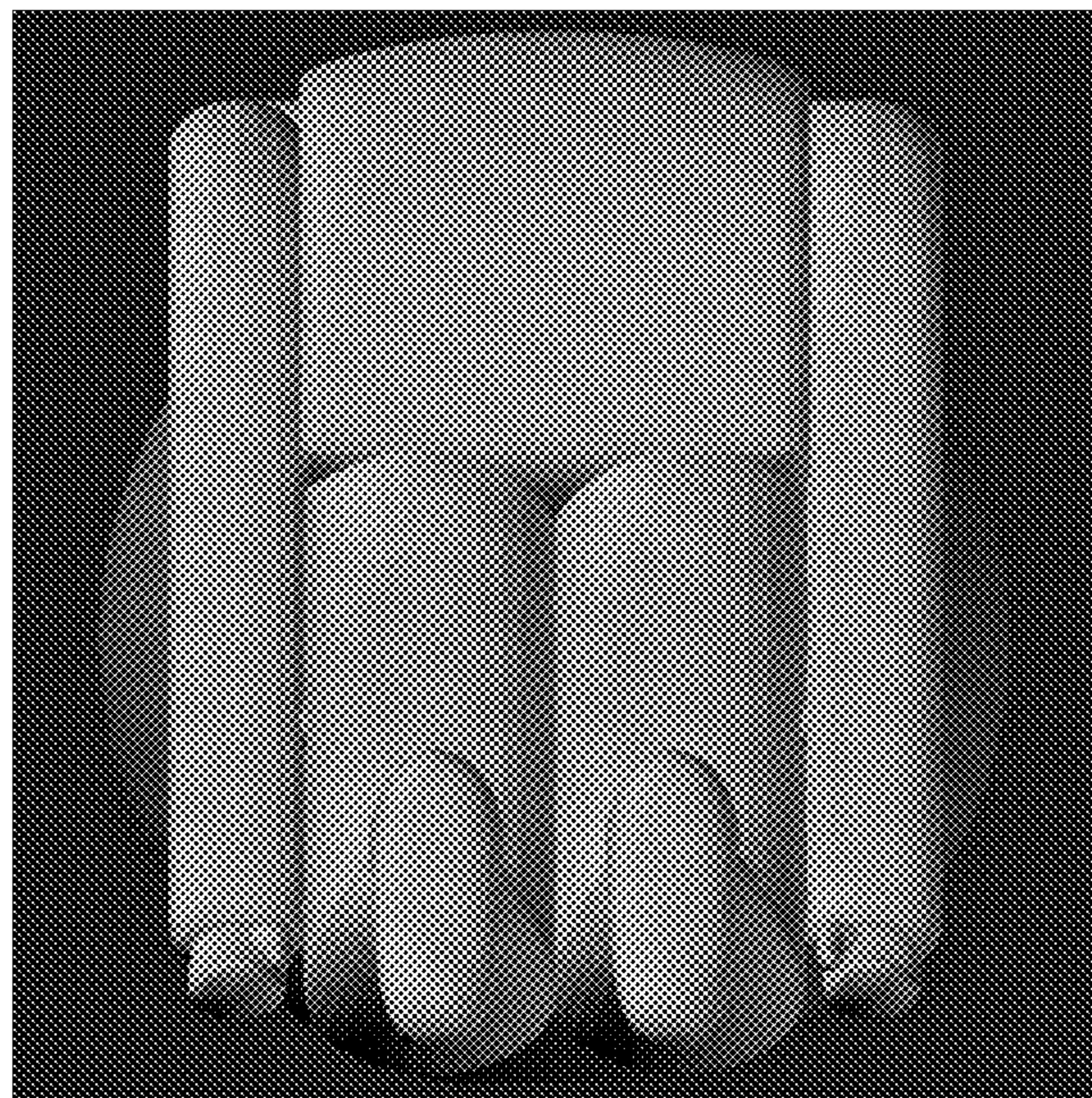


FIG. 2






**FIG. 3**




**FIG. 4**






**FIG. 5**

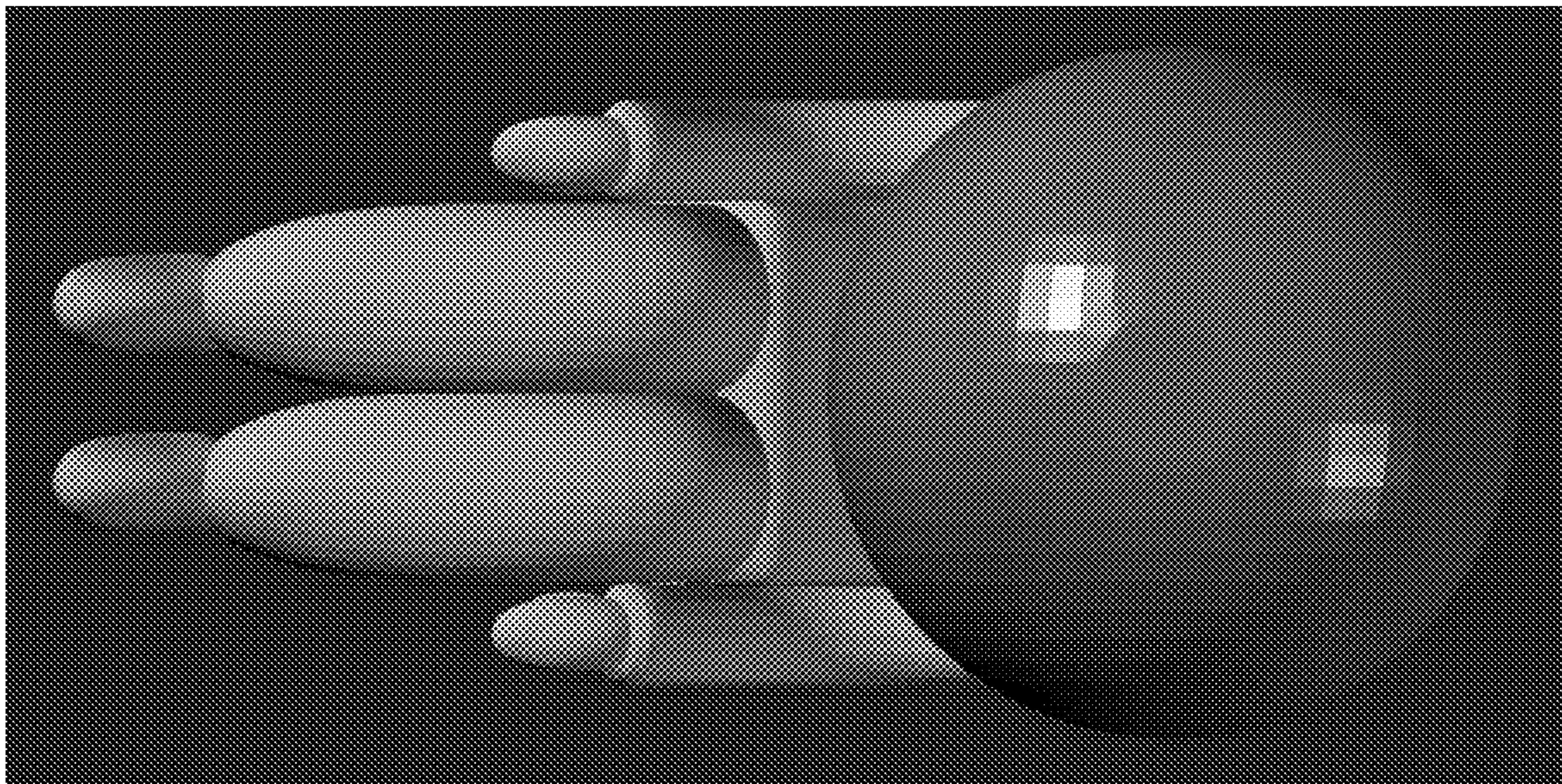


**FIG. 6**





**FIG. 7**



**FIG. 8**