



US00D910756S

(12) **United States Design Patent**  
**Carberry**

(10) **Patent No.:** **US D910,756 S**

(45) **Date of Patent:** **\*\* Feb. 16, 2021**

- (54) **CARD DISPLAY STAND**
- (71) Applicant: **Jason Edward Carberry**, Wilmette, IL (US)
- (72) Inventor: **Jason Edward Carberry**, Wilmette, IL (US)
- (\*\*) Term: **15 Years**
- (21) Appl. No.: **29/690,977**
- (22) Filed: **May 13, 2019**
- (51) **LOC (13) Cl.** ..... **20-02**
- (52) **U.S. Cl.**  
USPC ..... **D20/40**; D6/310; D19/91
- (58) **Field of Classification Search**  
USPC ..... D5/8, 9, 20, 21; D9/702, 711, 712; D10/104.1, 104.2, 109.1, 109.2, 113.4, D10/114.1; D11/165, 166, 181, 182; D14/488, 495; D18/27, 32, 33; D19/1, D19/2, 6, 7, 8, 20, 65, 75, 84, 90, 91; D20/10, 11, 22-42, 99; D6/300, 310, D6/311, 312, 313, 314  
CPC ..... G09F 2003/0208; G09F 7/02; G09F 7/14; G09F 7/165; G09F 13/06; G09F 13/16; G09F 19/08; G09F 2019/081; G09F 2019/083; G09F 2019/085; G09F 2019/086; G09F 2019/088; G09F 1/06; G09F 1/14; A47B 23/042; A47B 23/043; A47F 5/10; A47F 5/11; A47F 5/112; B65D 5/522; B65D 5/44; B65D 5/52; B65D 5/5206  
See application file for complete search history.

- 2,479,910 A \* 8/1949 Davidson ..... B65D 5/5206 206/45.2
- 2,490,356 A \* 12/1949 Hummel ..... A47B 23/043 248/463
- D165,776 S \* 1/1952 Nelson ..... D6/374
- 3,255,989 A \* 6/1966 Risk ..... A47B 23/044 248/460
- D296,843 S \* 7/1988 Jessop ..... D6/314
- D310,098 S 8/1990 Ristuccia, Sr.
- D329,558 S 9/1992 Keown
- D350,770 S 9/1994 Carney et al.
- D354,520 S \* 1/1995 Pong ..... D19/88
- D354,621 S 1/1995 Holtz
- D364,158 S \* 11/1995 Branch ..... D14/137
- 5,516,072 A \* 5/1996 Shinno ..... A47B 23/044 248/174

(Continued)

*Primary Examiner* — Mary Ann Calabrese  
*Assistant Examiner* — Catherine Ho  
(74) *Attorney, Agent, or Firm* — Dunlap Bennett & Ludwig, PLLC; Brendan E. Squire

(57) **CLAIM**

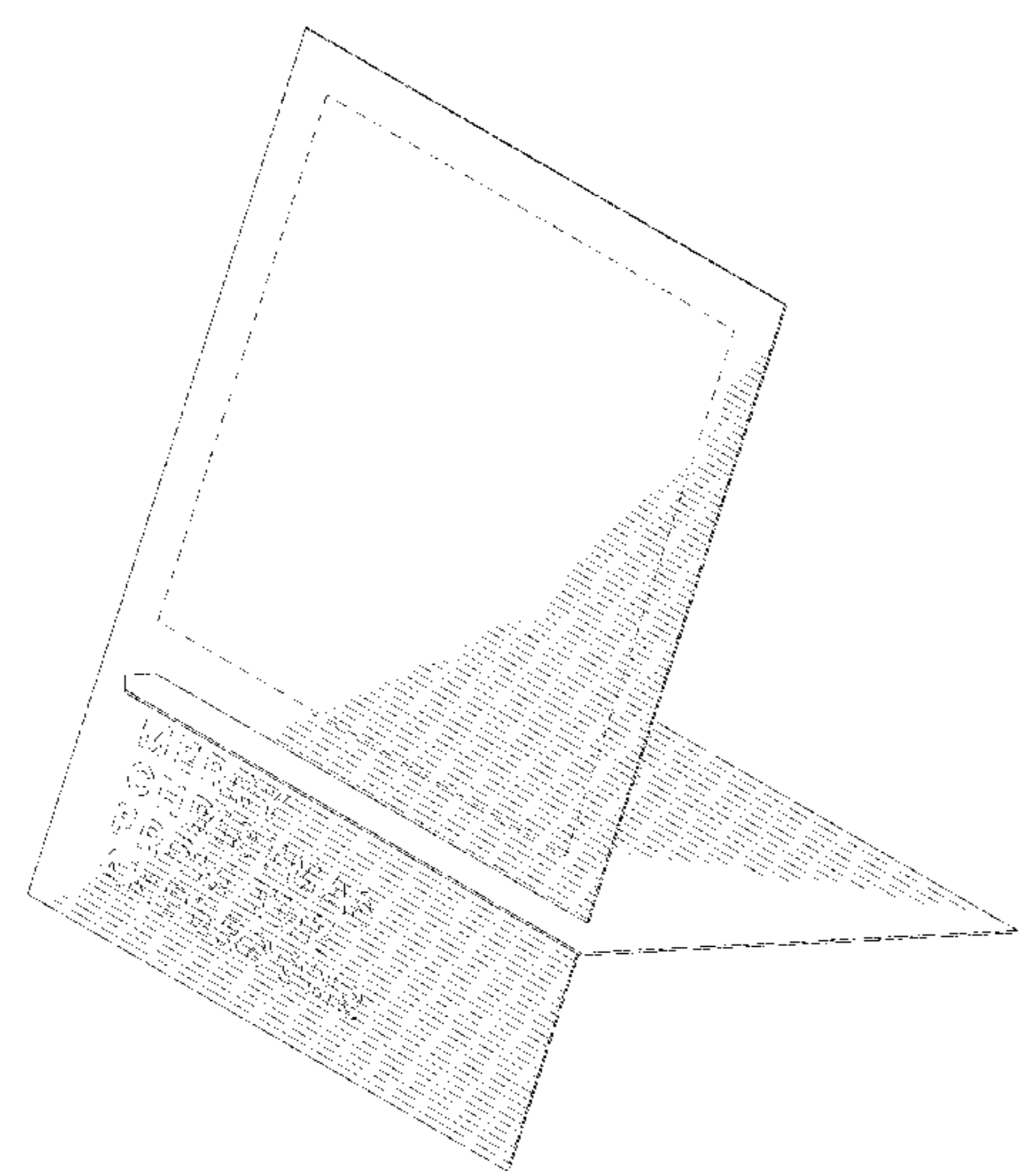
The ornamental design for a card display stand, as shown and described.

**DESCRIPTION**

FIG. 1 is a top front perspective view of a card display stand, showing my new design;  
FIG. 2 is a front elevation view thereof;  
FIG. 3 is a rear elevation view thereof;  
FIG. 4 is a right elevation view thereof;  
FIG. 5 is a left elevation view thereof;  
FIG. 6 is a top plan view thereof;  
FIG. 7 is a bottom plan view thereof; and,  
FIG. 8 is a front elevation view of a card display stand with components isolated for clarity of illustration.  
The broken lines shown in the drawings illustrate portions of the card display stand that form no part of the claimed design.

**1 Claim, 8 Drawing Sheets**

- (56) **References Cited**  
U.S. PATENT DOCUMENTS  
844,948 A 2/1907 Lynch  
2,194,019 A \* 3/1940 Hartsel ..... B41J 29/15 248/451  
2,469,511 A \* 5/1949 Murphy ..... A47B 23/06 40/344



(56)

References Cited

U.S. PATENT DOCUMENTS

5,660,365 A *	8/1997	Glick .....	A47B 23/042 248/174	8,028,453 B2	10/2011	Fornataro	
D390,882 S	2/1998	Ho		D664,370 S *	7/2012	Suman .....	D6/310
D399,368 S *	10/1998	Herrera .....	D19/91	D670,919 S *	11/2012	Shamoon .....	D6/312
5,911,328 A	6/1999	Shampo		D716,870 S *	11/2014	Jungst .....	D19/91
D416,284 S *	11/1999	O'Malley .....	D19/20	D719,218 S	12/2014	Costas	
6,220,555 B1	4/2001	Chase		D720,010 S	12/2014	Waldron	
6,227,504 B1	5/2001	Seaberg		D722,644 S	2/2015	Scott	
D457,011 S *	5/2002	Wenner .....	D6/314	D741,632 S *	10/2015	Mahar .....	D6/682.3
D468,542 S *	1/2003	Hennekes .....	D6/310	D769,973 S	10/2016	Benoni	
6,581,895 B1 *	6/2003	Pleasant .....	A47F 5/112 248/166	9,601,033 B2	3/2017	Wise et al.	
D501,513 S *	2/2005	Linyear .....	D19/88	D826,333 S *	8/2018	Hlavin .....	D20/40
D527,535 S *	9/2006	Sturba .....	D6/310	D841,088 S	2/2019	Weir	
D551,714 S	9/2007	Roth et al.		2002/0152651 A1	10/2002	Brown	
D581,681 S *	12/2008	Goolrick .....	D6/314	2003/0172565 A1	9/2003	Olson	
D626,342 S *	11/2010	Chadwick .....	D6/308	2004/0206640 A1	10/2004	Frenkel	
				2005/0022438 A1	2/2005	Bradley	
				2011/0180682 A1 *	7/2011	Tarnutzer .....	G06F 1/1616 248/447
				2016/0202026 A1	7/2016	Temple	

\* cited by examiner




FIG. 1




FIG.2



FIG. 3




FIG.4




FIG.5

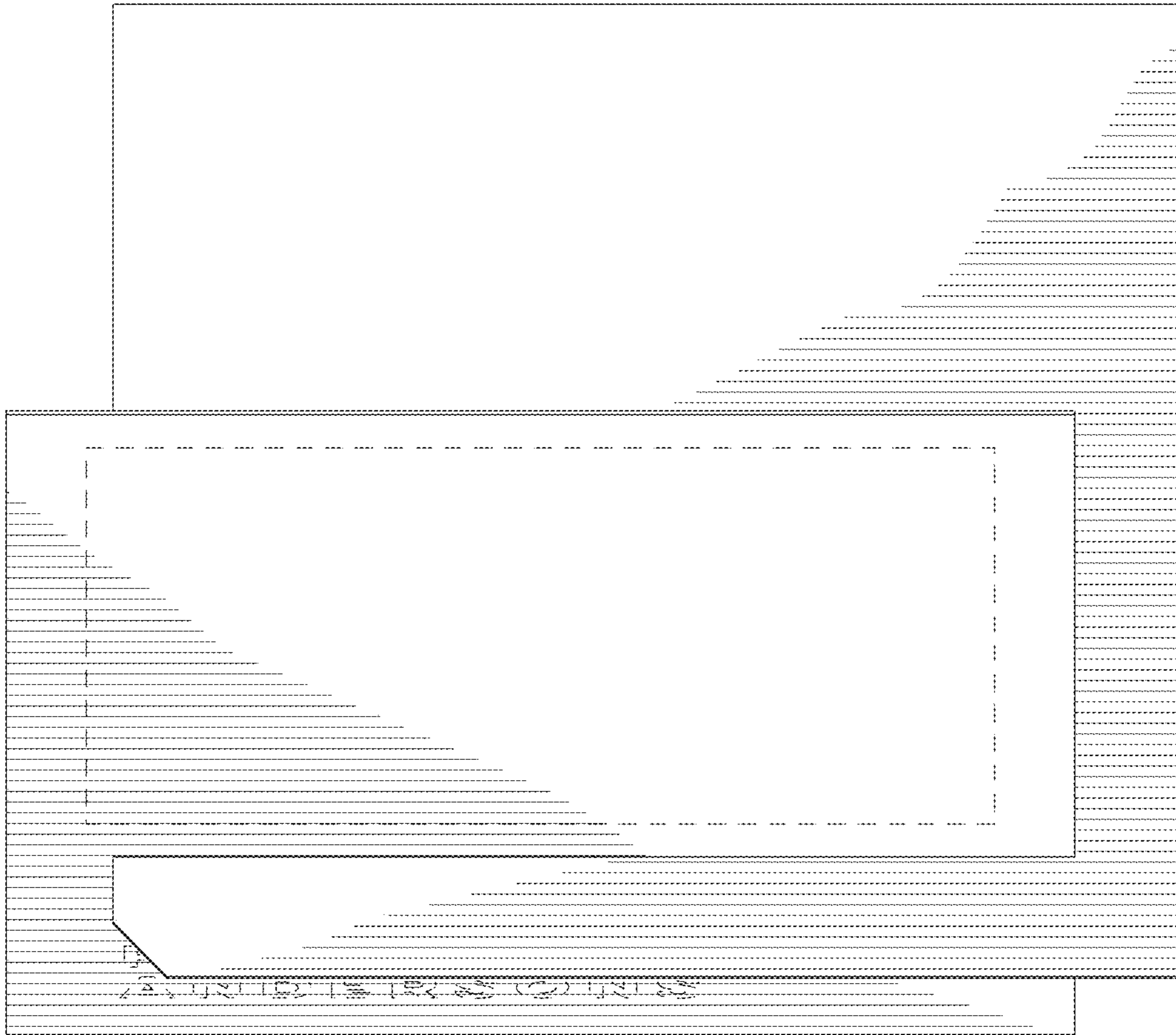


FIG.6






FIG. 7

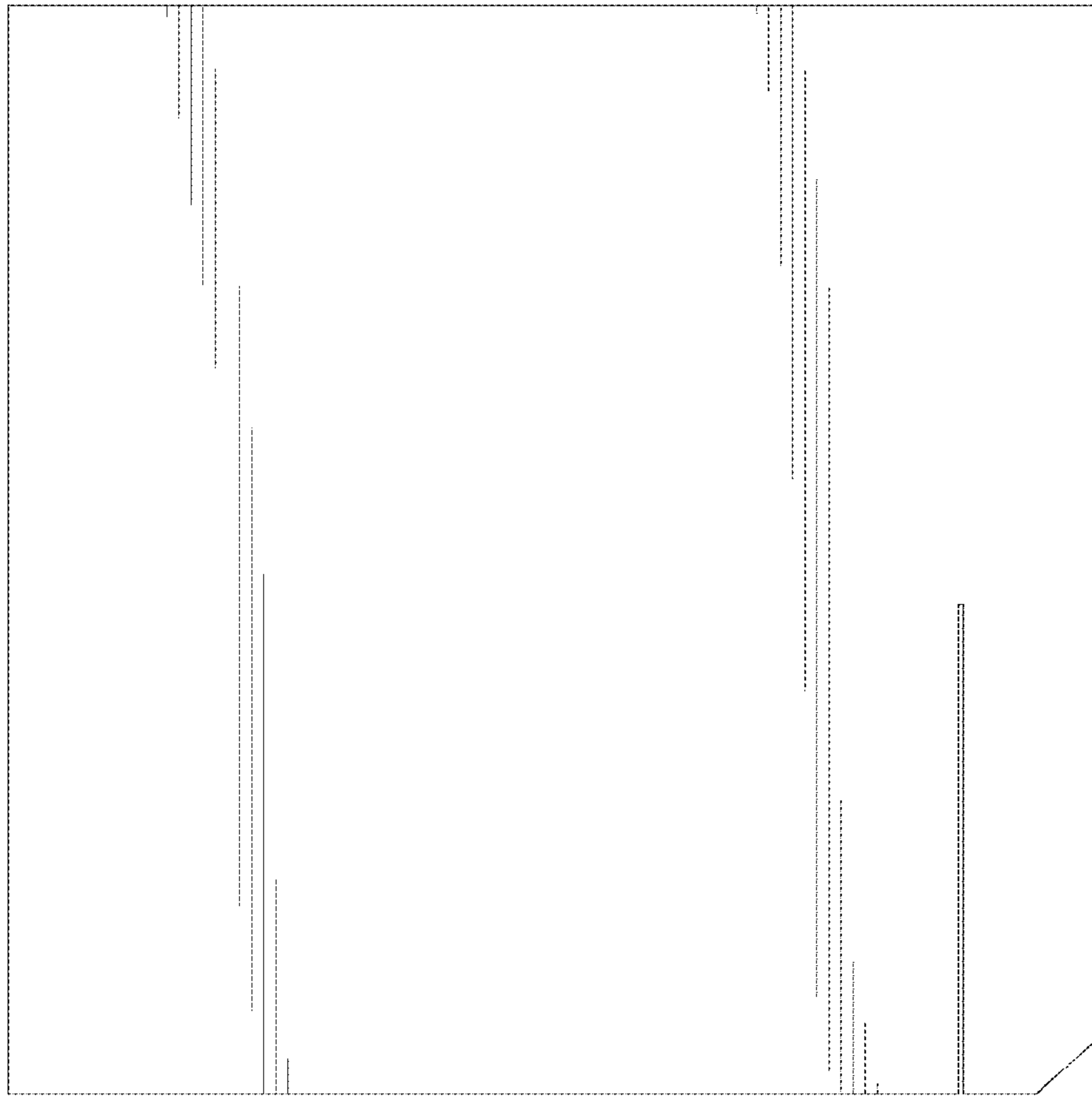
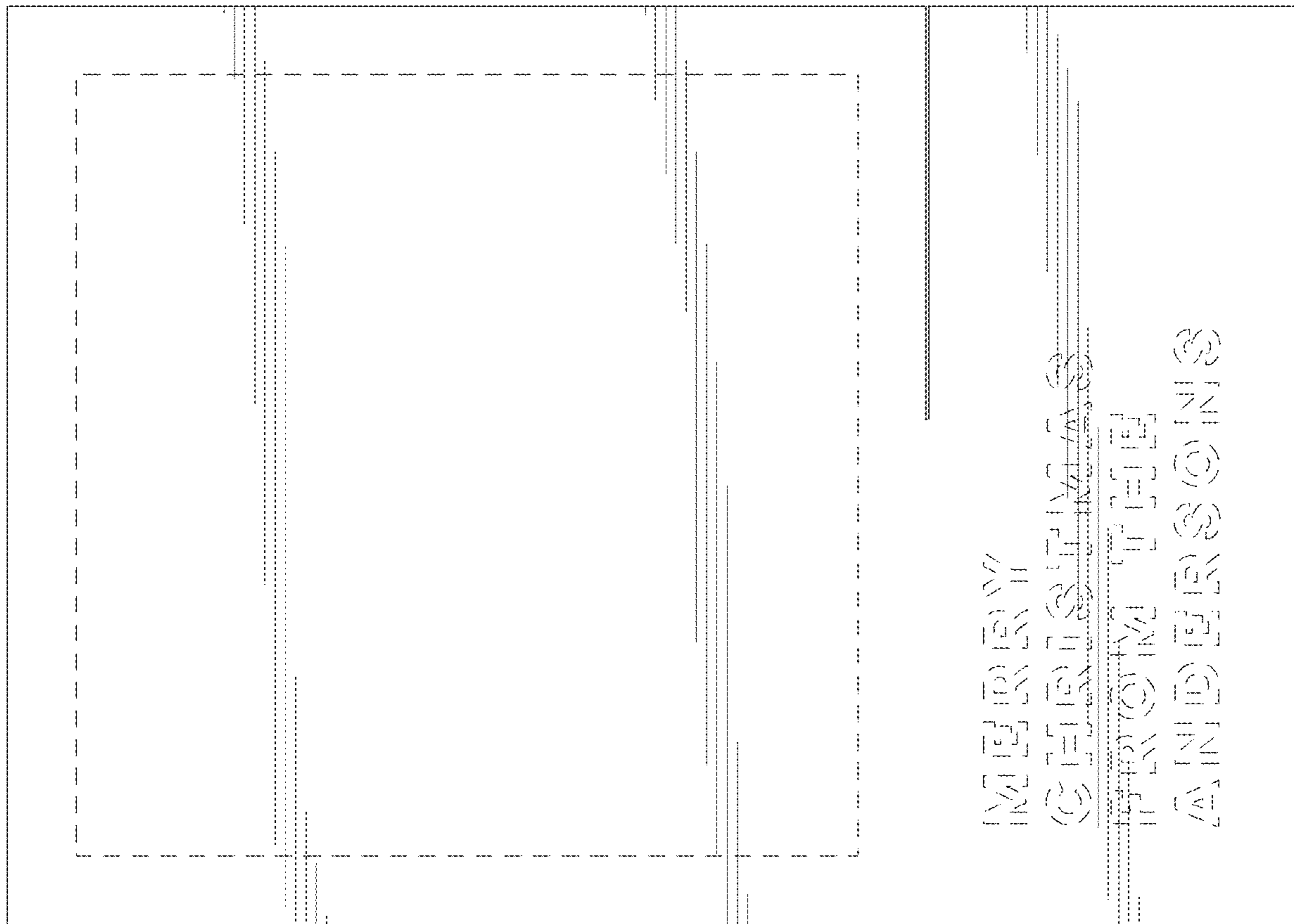


FIG. 8