



US00D910751S

(12) **United States Design Patent** (10) **Patent No.:** **US D910,751 S**
Pietola (45) **Date of Patent:** **** Feb. 16, 2021**

(54) **VENDING MACHINE**
(71) Applicant: **Paavo Pietola**, Helsinki (FI)
(72) Inventor: **Paavo Pietola**, Helsinki (FI)
(73) Assignee: **Nordic 24/7 Services OY**, Espoo (FI)
(**) Term: **15 Years**
(21) Appl. No.: **29/631,619**
(22) Filed: **Dec. 30, 2017**
(30) **Foreign Application Priority Data**
Jul. 19, 2017 (EM) 004110492
(51) **LOC (13) Cl.** **20-01**
(52) **U.S. Cl.**
USPC **D20/5**
(58) **Field of Classification Search**
USPC D15/79, 81, 89, 80; D99/28; D10/42;
D18/4.4, 53; D20/1-9; D7/306, 305,
D7/307-312; D14/307, 349; D6/515;
D3/201, 203.1, 203.7, 205, 215, 218
CPC G07B 1/00; G07B 11/00; G07B 15/00;
A47F 1/08; A47F 1/10; G07F 7/0609;
G07F 7/069; G07F 9/026; G07F 9/10;
G07F 9/16; G07F 11/00; G07F 11/005;
G07F 11/007; G07F 11/02; G07F 11/04;
G07F 11/10; G07F 11/14; G07F 11/32;
G07F 11/46; G07F 11/54; G07F 11/62;
G07F 5/00; G07F 5/18
See application file for complete search history.

(56) **References Cited**
U.S. PATENT DOCUMENTS
D253,565 S * 12/1979 Ungaro D6/691.3
D266,743 S * 11/1982 Brown D9/416
D273,021 S * 3/1984 Chalabian D20/6

D276,020 S * 10/1984 Battista D6/515
D315,270 S * 3/1991 Merl D20/8
D316,428 S * 4/1991 Merl D20/8
D644,446 S * 9/2011 Schwartz D6/349
D676,444 S * 2/2013 Cloutier D14/349
D685,323 S * 7/2013 Szymanski D13/108
D749,674 S * 2/2016 Ibbett D20/1
D762,746 S * 8/2016 Heck D15/89
D772,598 S * 11/2016 Zhang D6/515
D781,273 S * 3/2017 Nuk D14/240
D781,930 S * 3/2017 Ward D15/79
D786,855 S * 5/2017 Smith D14/307
D789,335 S * 6/2017 Nuk D14/240
D789,713 S * 6/2017 Velez D6/691
D797,915 S * 9/2017 Lewis D23/364
D802,580 S * 11/2017 Smith D14/307
D808,963 S * 1/2018 Delpier D14/348
D816,358 S * 5/2018 Levine D6/349
D821,788 S * 7/2018 Velez D6/687
D828,705 S * 9/2018 Yoshida D6/656.15
D853,075 S * 7/2019 Block D99/28
D853,544 S * 7/2019 Vu D23/364

(Continued)

Primary Examiner — Christian P. McLean
(74) *Attorney, Agent, or Firm* — Hoffmann & Baron, LLP

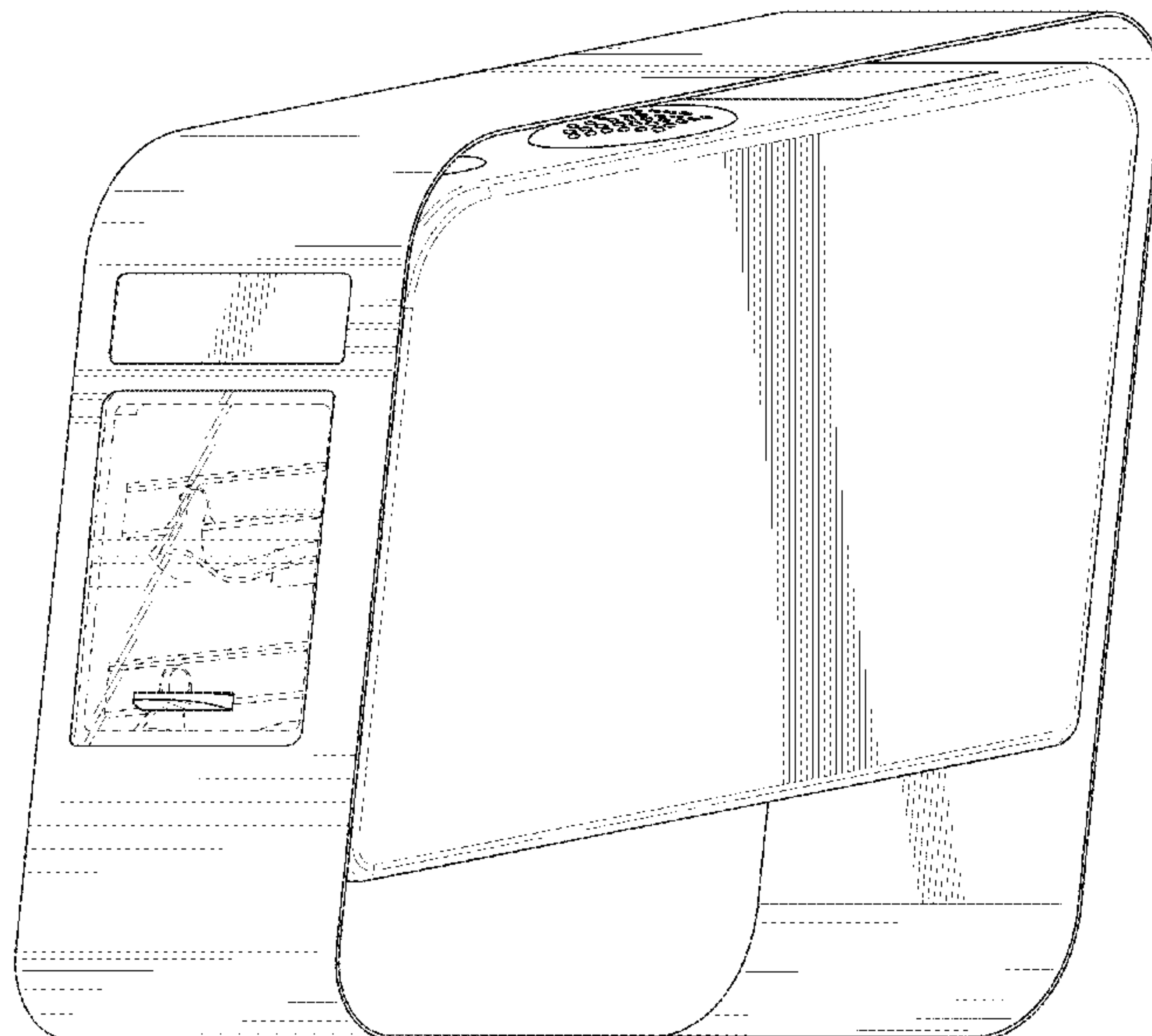
(57) **CLAIM**

The ornamental design for a vending machine, as shown and described.

DESCRIPTION

FIG. 1 is a perspective view showing the top, front and left side view of the vending machine of my new design;
FIG. 2 is a front view thereof;
FIG. 3 is a rear view thereof;
FIG. 4 is a left side view thereof;
FIG. 5 is a right side view thereof;
FIG. 6 is a top view thereof; and,
FIG. 7 is a bottom view thereof.
The broken lines illustrate portions of the vending machine that form no part of the claimed design.

1 Claim, 7 Drawing Sheets



(56)

References Cited

U.S. PATENT DOCUMENTS

D854,362 S * 7/2019 Fentress D6/691.3
D864,300 S * 10/2019 Pietola D20/5
D867,715 S * 11/2019 Nelson D99/28
D883,604 S * 5/2020 Block D99/28
2007/0188006 A1 * 8/2007 Zahner, III A47C 1/143
297/451.7
2020/0093281 A1 * 3/2020 Goltz A47F 1/10

* cited by examiner

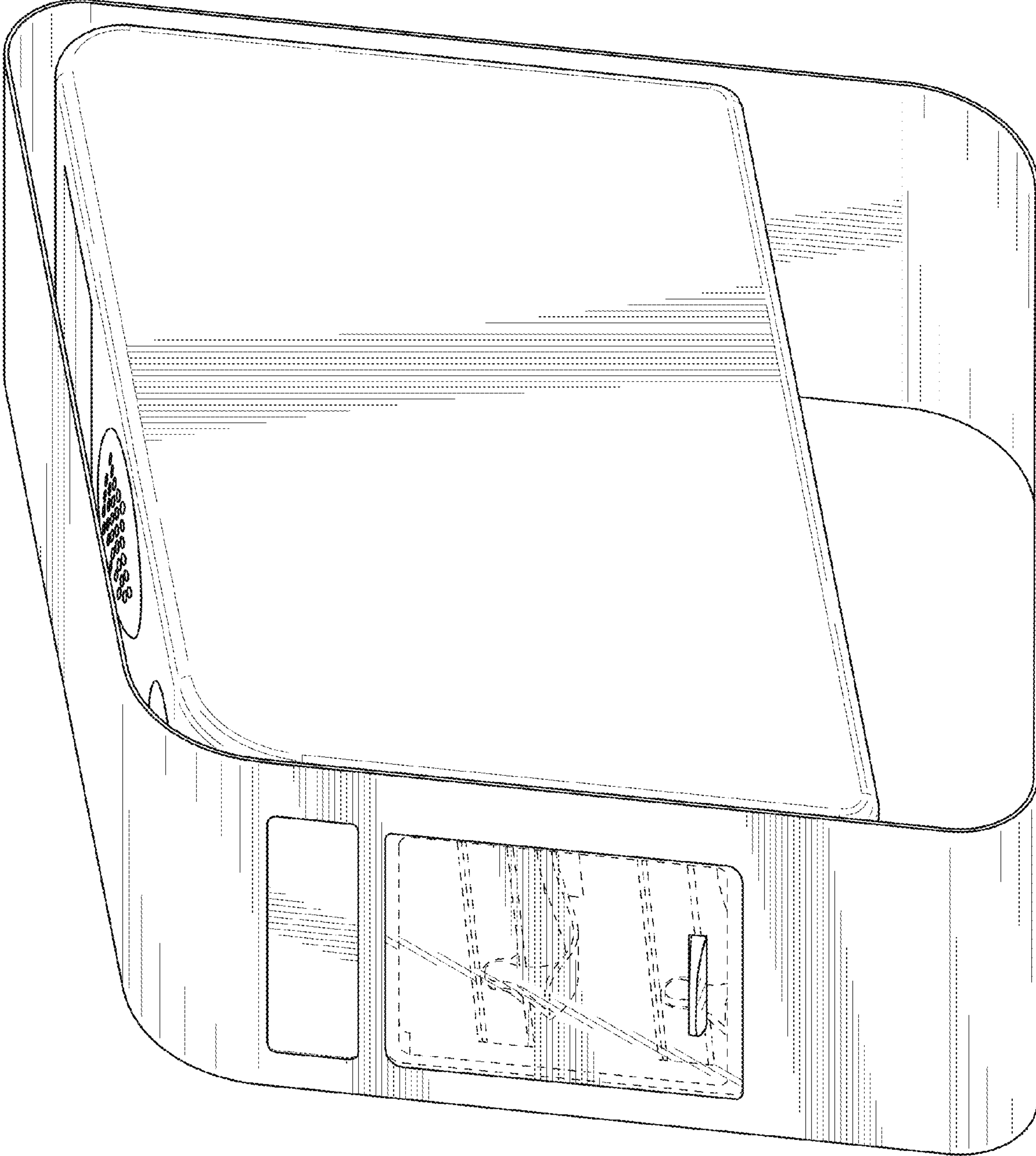


FIG. 1

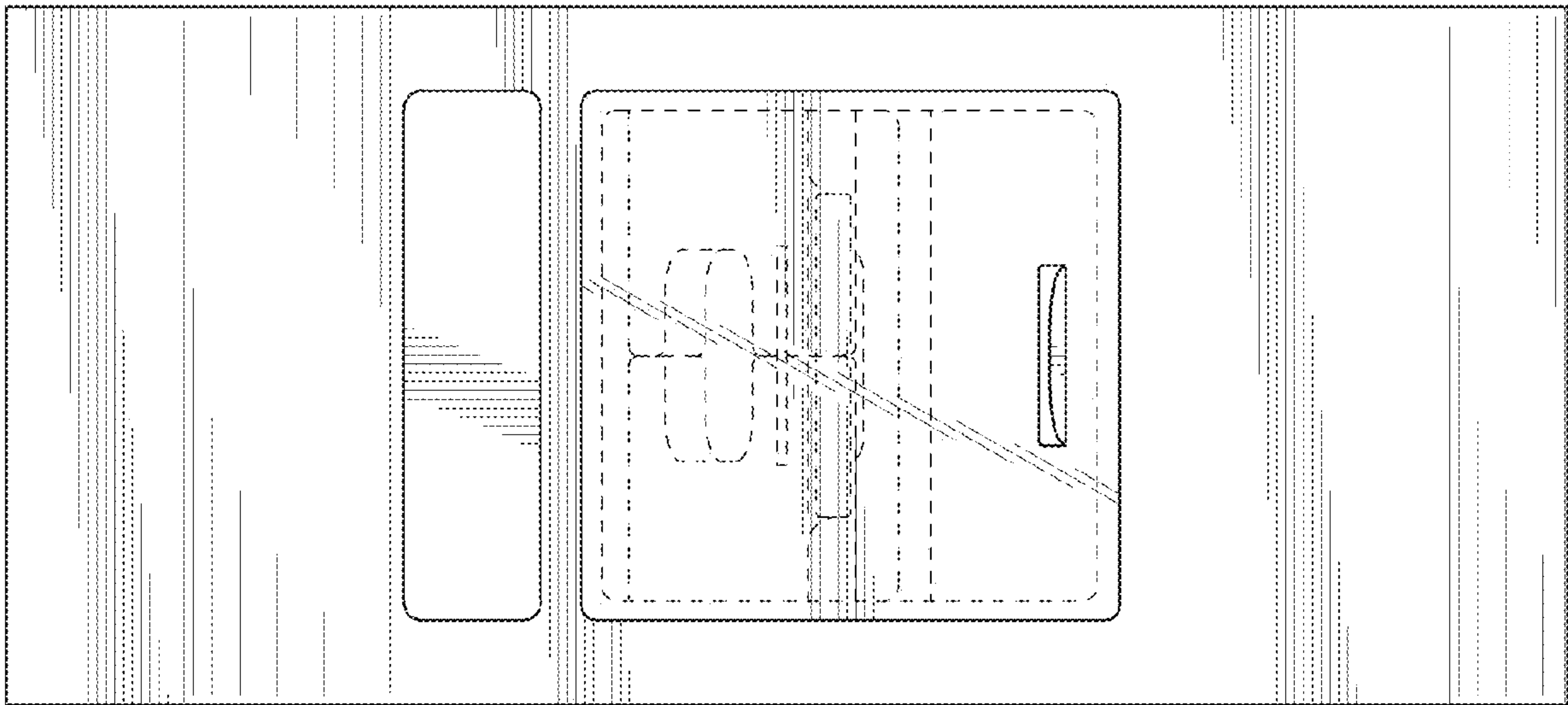


FIG. 2

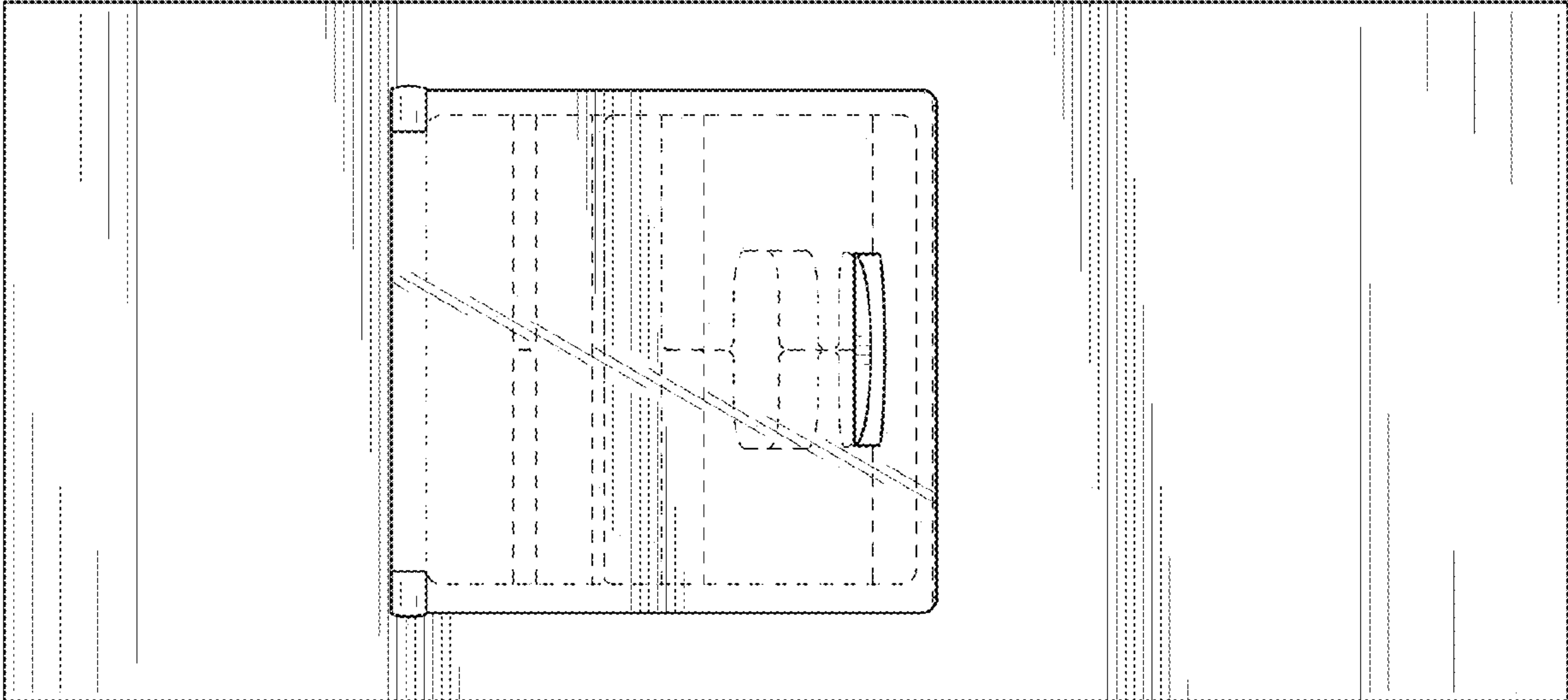


FIG. 3

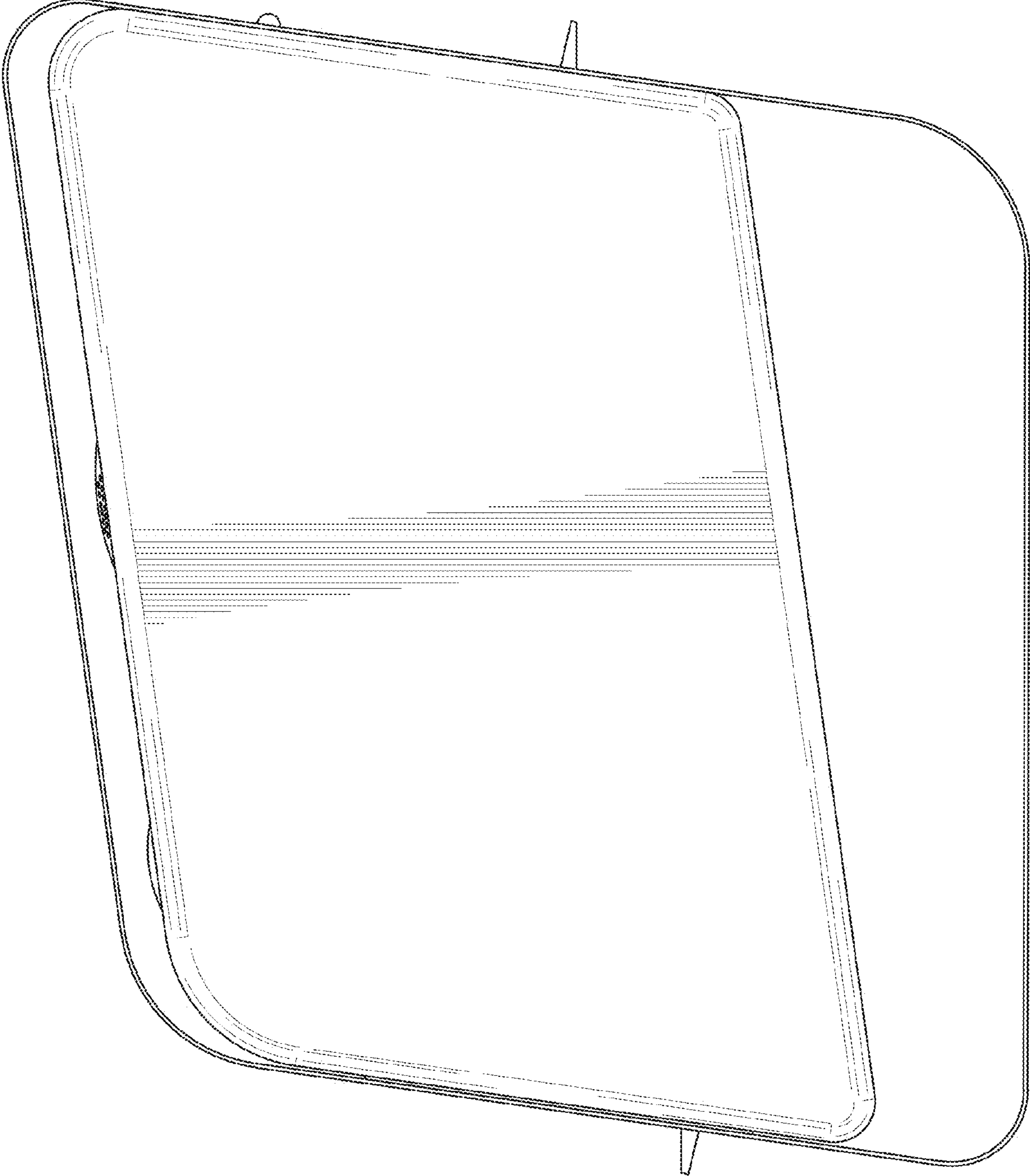


FIG. 4

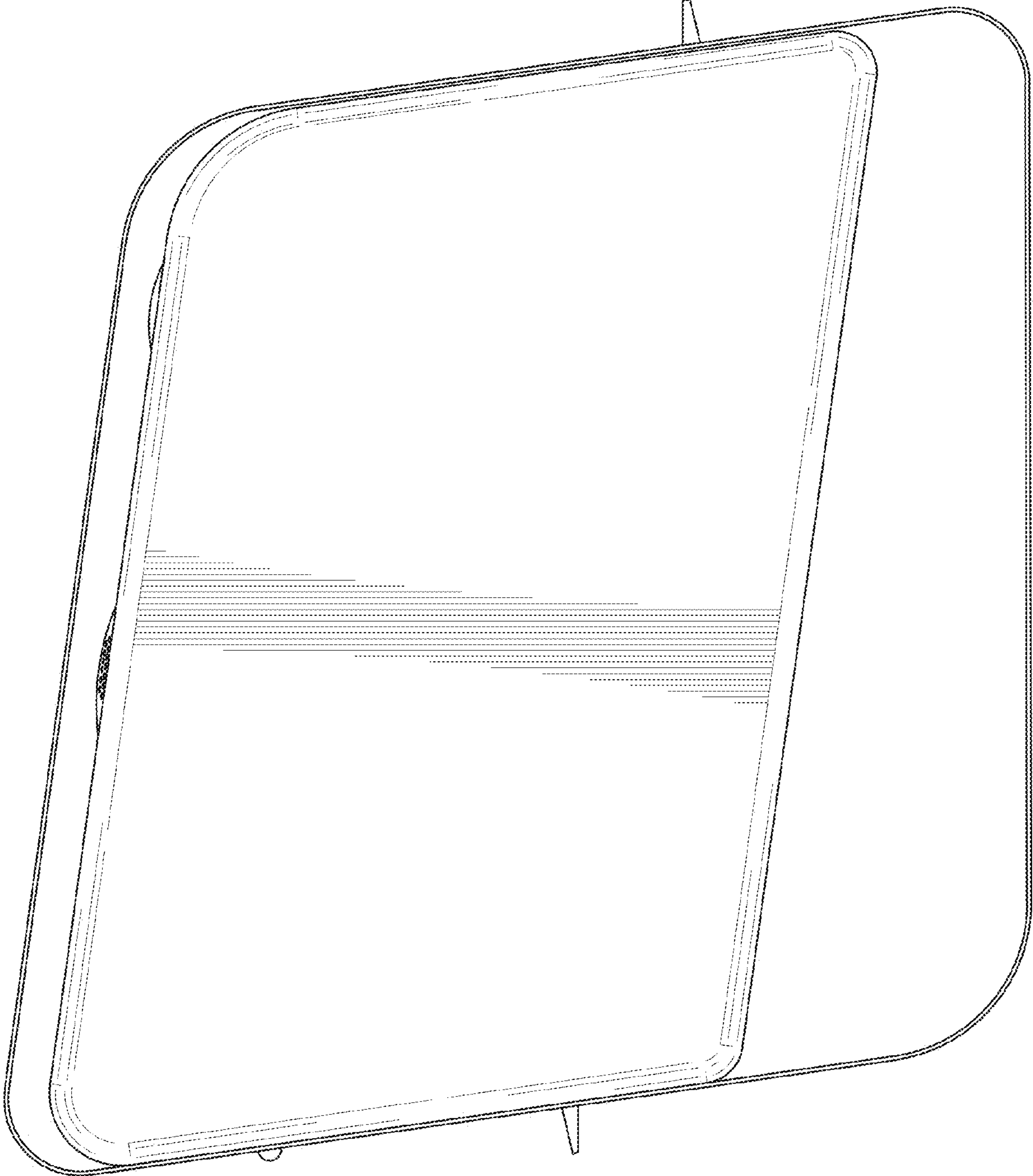


FIG. 5




FIG. 6

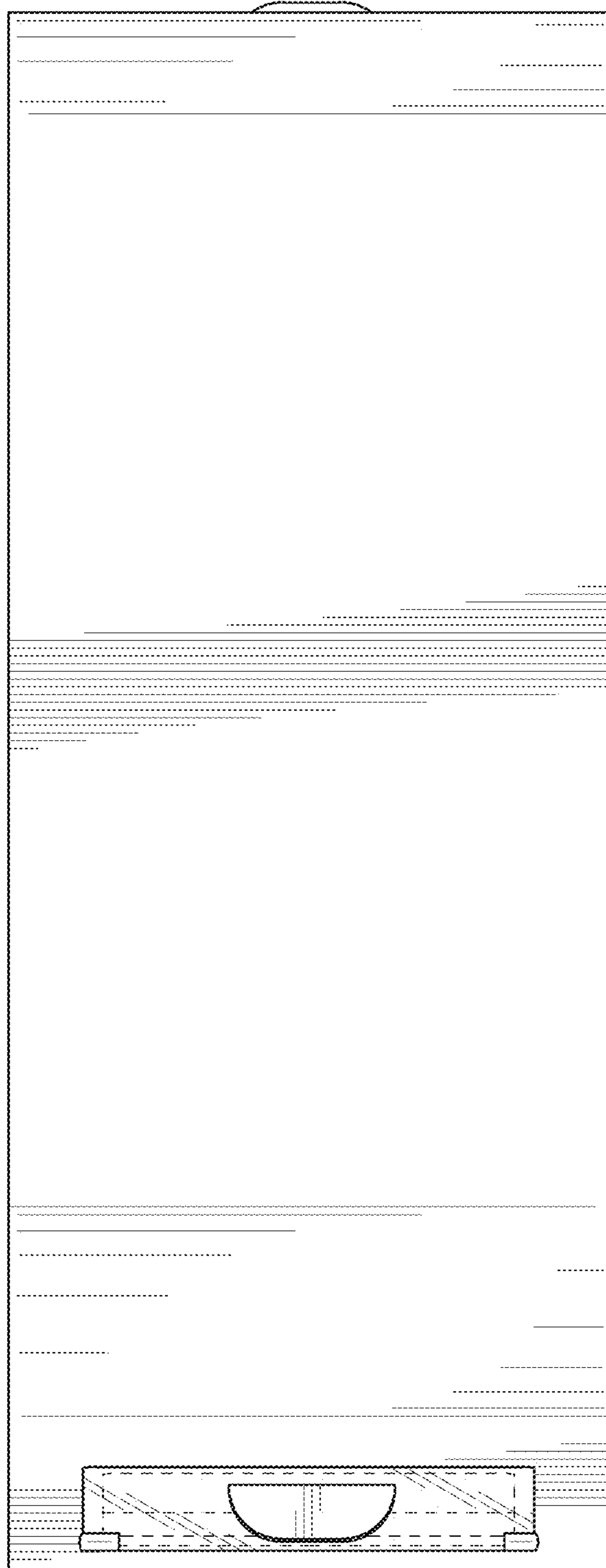


FIG. 7