



US00D910750S

(12) **United States Design Patent**
Hsian

(10) **Patent No.:** **US D910,750 S**

(45) **Date of Patent:** **** Feb. 16, 2021**

(54) **MEMO BOARD**

(71) Applicant: **Chien-Ling Hsian**, Taichung (TW)

(72) Inventor: **Chien-Ling Hsian**, Taichung (TW)

(**) Term: **15 Years**

(21) Appl. No.: **29/720,874**

(22) Filed: **Jan. 16, 2020**

(51) **LOC (13) Cl.** **19-06**

(52) **U.S. Cl.**
USPC **D19/113**

(58) **Field of Classification Search**
USPC D19/88, 113, 114; D6/300-314;
D7/698; D20/21, 40, 42, 43
CPC A47G 1/065; A47G 1/0616; B43L 1/00;
B43L 1/002; B43L 1/008; B43L 1/04;
B43L 1/08; B43L 1/10; B43L 5/00; B44D
3/18; B44D 3/185; G09F 15/00; G09F
15/0056; G09F 15/0068
See application file for complete search history.

(56) **References Cited**

U.S. PATENT DOCUMENTS

D28,911 S *	6/1898	Wiggins	D19/32
1,738,182 A *	12/1929	Goodbar	B65D 27/005
				229/80
2,788,041 A *	4/1957	Carver	A45C 11/182
				150/147
D295,189 S *	4/1988	Gordon	D19/26
D299,475 S *	1/1989	Munnik	D19/78
D308,227 S *	5/1990	Evenson	D19/86
D312,476 S *	11/1990	Westendorff	D19/26
D334,588 S *	4/1993	Okola	D19/27
D335,226 S *	5/1993	Horne	D12/426.1
D343,417 S *	1/1994	Tarozzi	D19/107
D343,865 S *	2/1994	Pohl	D12/191
D349,731 S *	8/1994	Leveen	D19/103
D349,733 S *	8/1994	Svee	D19/113
D366,501 S *	1/1996	Shamoon	D19/88

D382,020 S *	8/1997	Inuzuka	D20/43
D383,790 S *	9/1997	Leveen	D19/78
5,743,414 A *	4/1998	Baudino	B43K 23/001
				211/69.1
5,938,449 A *	8/1999	Masson	B43L 1/12
				434/365
D418,877 S *	1/2000	Brotz	D19/65
D433,463 S *	11/2000	Dalbo	D19/86
6,227,444 B1 *	5/2001	Makoesky	B65D 5/0005
				206/424
D493,486 S *	7/2004	Allen	D19/113
D516,498 S *	3/2006	Eskandry	D12/417
D537,876 S *	3/2007	Balzer	D19/111
7,571,805 B2 *	8/2009	Cunningham	A63B 45/02
				206/232
D604,983 S *	12/2009	Rossell	D19/3
D613,962 S *	4/2010	Luebcke	D19/86

(Continued)

Primary Examiner — Elizabeth A. Albert
(74) *Attorney, Agent, or Firm* — Thomas J. Nikolai;
DeWitt LLP

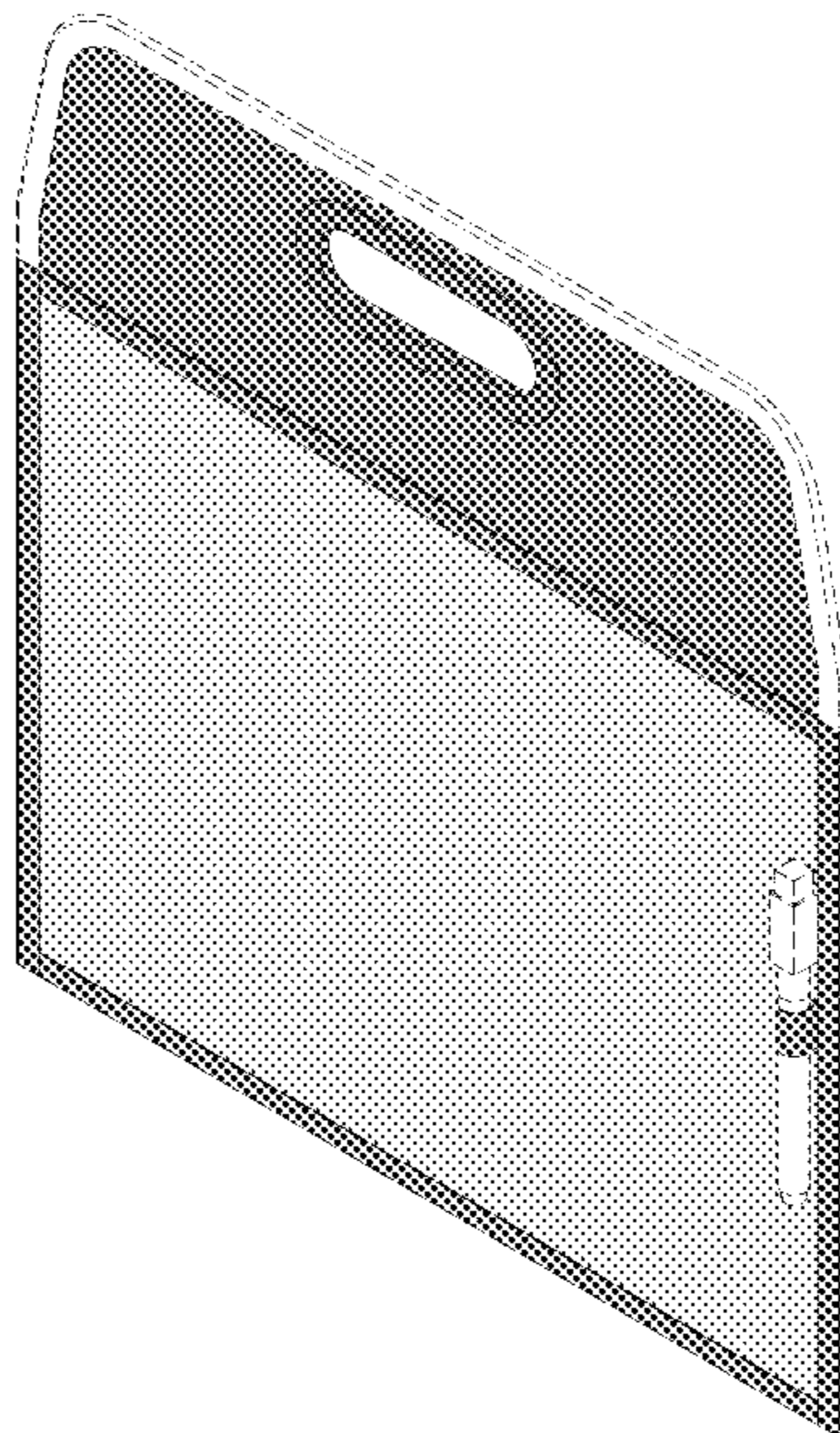
(57) **CLAIM**

The ornamental design for a memo board, as shown and described.

DESCRIPTION

FIG. 1 is a perspective view of a memo board, showing my new design;
FIG. 2 is another perspective view thereof;
FIG. 3 is a front view thereof;
FIG. 4 is a rear view thereof;
FIG. 5 is a left side view thereof;
FIG. 6 is a right side view thereof;
FIG. 7 is a top view thereof; and,
FIG. 8 is a bottom view thereof.
The broken lines are included for the purpose of illustrating environment and unclaimed portions of the article that form no part of the claimed design.

1 Claim, 8 Drawing Sheets



(56)

References Cited

U.S. PATENT DOCUMENTS

D656,994 S *	4/2012	Podd	D20/42
D669,531 S *	10/2012	Kong	D19/113
D733,922 S *	7/2015	Sjolander	D24/233
D874,460 S *	2/2020	Mitchell	D14/389

* cited by examiner

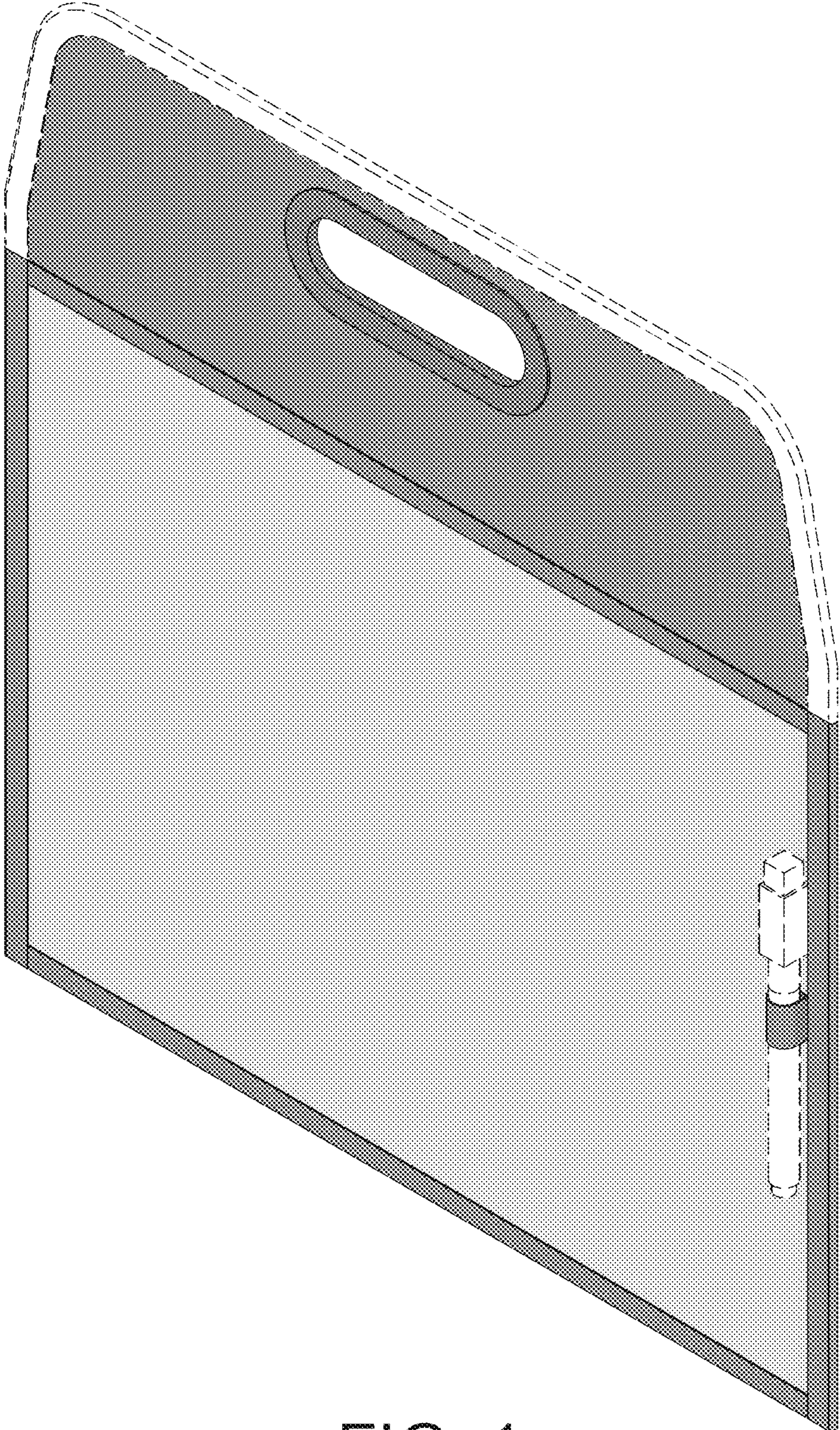


FIG. 1

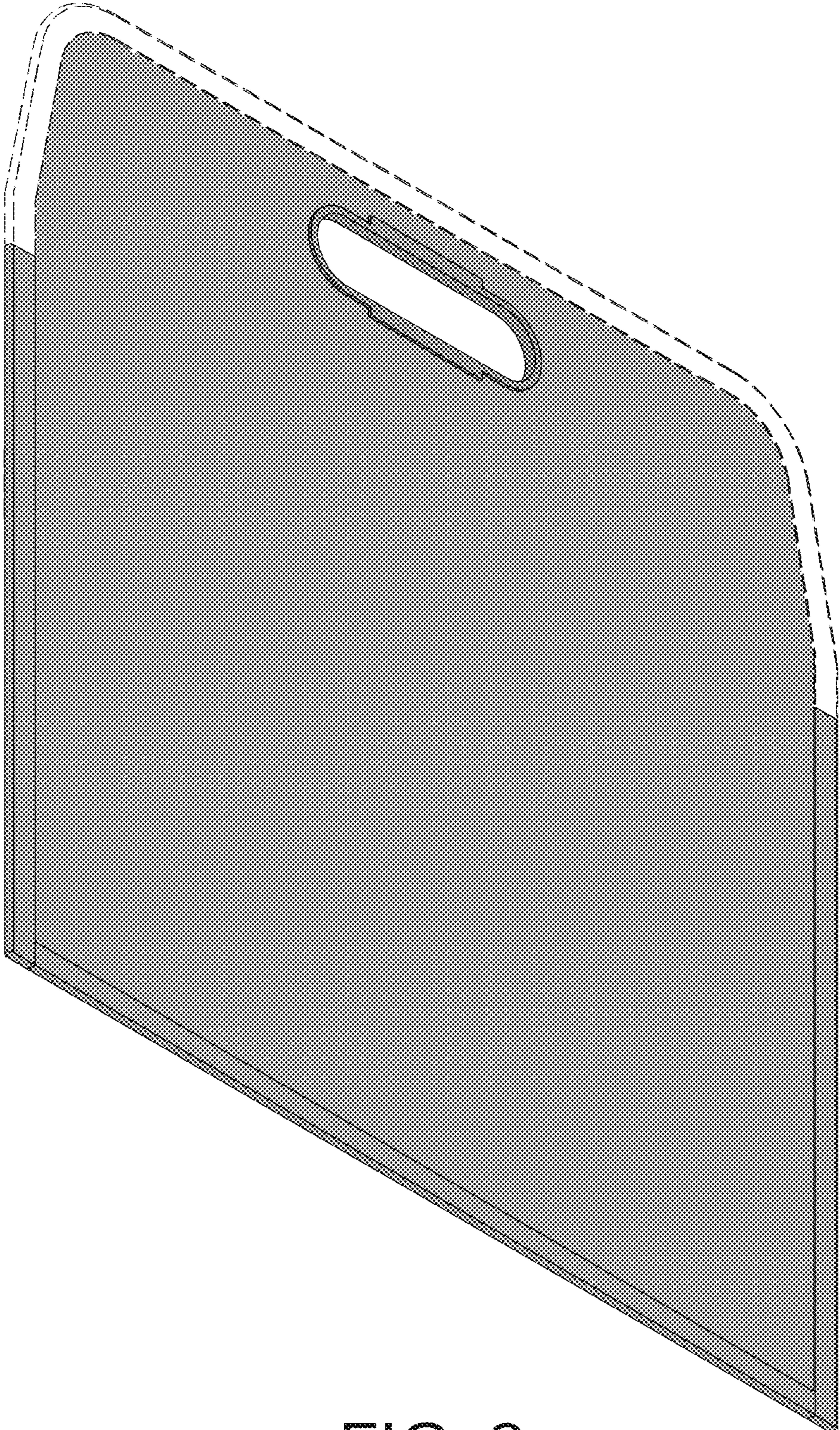


FIG. 2




FIG. 3




FIG. 4




FIG. 5



FIG. 6




FIG. 7



FIG. 8