



US00D910717S

(12) **United States Design Patent** (10) **Patent No.:** **US D910,717 S**
Boyce (45) **Date of Patent:** **** Feb. 16, 2021**

(54) **ROTARY ATOMIZER**
(71) Applicant: **HOTSTART, Inc.**, Spokane, WA (US)
(72) Inventor: **Benjamin J. Boyce**, Spokane, WA (US)
(73) Assignee: **HotStart, Inc.**, Spokane, WA (US)
(**) Term: **15 Years**
(21) Appl. No.: **29/658,498**

D493,683 S * 8/2004 Hortenbury D8/70
7,086,854 B2 8/2006 Rakhmailov et al.
D582,004 S * 12/2008 Eshet D23/214
7,896,620 B1 3/2011 Ewing, Jr.
D653,523 S * 2/2012 Wackwitz D8/354
D726,367 S * 4/2015 Dukat D27/167
9,149,865 B2 10/2015 Smeets et al.
D744,066 S * 11/2015 Peterson D23/229
D753,201 S * 4/2016 Kim D15/139
D786,936 S * 5/2017 Manning D15/5
D817,736 S * 5/2018 Kao D8/70
D837,830 S * 1/2019 Romani D15/5

(Continued)

(22) Filed: **Jul. 31, 2018**
(51) **LOC (13) Cl.** **15-01**
(52) **U.S. Cl.**
USPC **D15/5**
(58) **Field of Classification Search**
USPC D27/162, 167; D23/212, 214, 220, 222,
D23/229, 200; D8/64; 43/129, 130;
D15/5, 2, 127-132, 138, 139
CPC B27B 5/32; B23D 61/02; B23D 61/026;
A61M 11/02; A61M 11/00; A61M 11/006
See application file for complete search history.

OTHER PUBLICATIONS

Non Final Office Action dated May 12, 2020 for U.S. Appl. No. 16/051,168 "Combustor Systems" Boyce, 17 pages.

Primary Examiner — Marissa J Cash
Assistant Examiner — Rebecca Tsehaye
(74) *Attorney, Agent, or Firm* — Lee & Hayes, P.C.

(57) **CLAIM**

The ornamental design for a rotary atomizer, as shown and described.

(56) **References Cited**

U.S. PATENT DOCUMENTS

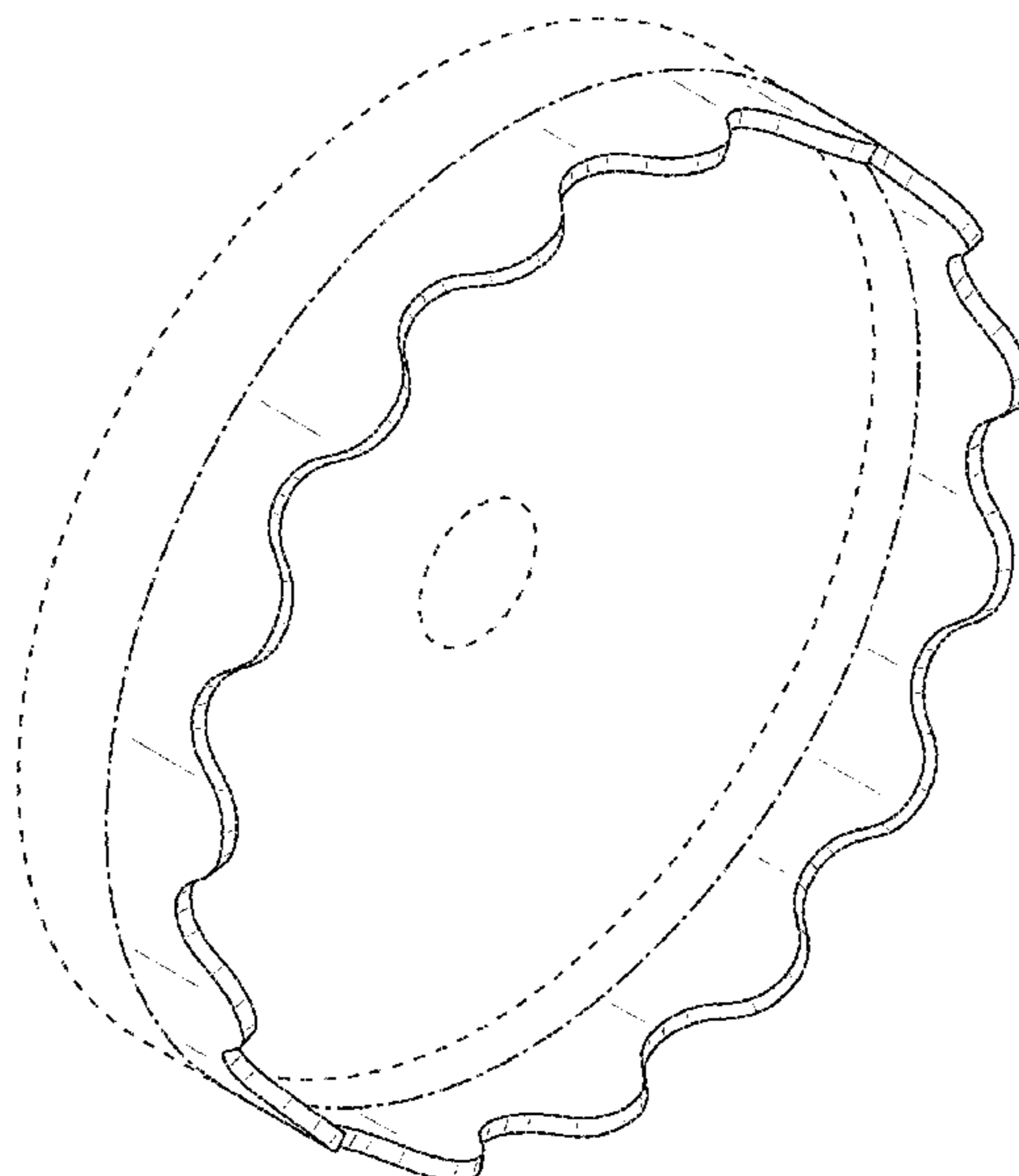
2,595,505 A 5/1952 Bachle
2,720,750 A 10/1955 Schelp
2,856,755 A 10/1958 Szydowski
3,204,408 A 9/1965 Vincent
3,535,875 A 10/1970 Sneed
4,040,251 A 8/1977 Heitmann et al.
4,314,443 A 2/1982 Barbeau
4,706,452 A 11/1987 Lavoie
4,918,925 A 4/1990 Tingle
5,009,206 A 4/1991 Yi
5,042,256 A 8/1991 Smith
5,224,339 A 7/1993 Hayes
5,555,788 A * 9/1996 Gakhar B23D 61/025
83/835
6,102,687 A 8/2000 Butcher et al.
D441,423 S * 5/2001 Goknur D23/214

DESCRIPTION

FIG. 1 is a front perspective view of a rotary atomizer;
FIG. 2 is a front view thereof;
FIG. 3 is a back view thereof;
FIG. 4 is a left-side view thereof;
FIG. 5 is a right-side view thereof;
FIG. 6 is a top view thereof; and,
FIG. 7 is a bottom view thereof.

The dashed broken lines depict portions of the rotary atomizer that form no part of the claimed design. The dot-dashed broken lines represent boundaries of the claimed rotary atomizer and form no part of the claimed design.

1 Claim, 7 Drawing Sheets



(56)

References Cited

U.S. PATENT DOCUMENTS

D847,228	S	*	4/2019	Wang	D15/138
D847,884	S	*	5/2019	Hayakawa	D15/139
D871,877	S	*	1/2020	Terris	D8/70
D881,767	S	*	4/2020	Yoder	D12/180
D897,032	S	*	9/2020	Rix	D27/162
2004/0045302	A1		3/2004	Brown	
2005/0039463	A1		2/2005	Condevaux et al.	
2007/0234725	A1		10/2007	Critchley et al.	
2008/0171294	A1		7/2008	Critchley et al.	
2012/0240588	A1		9/2012	Patel et al.	
2013/0213050	A1		8/2013	Shakariyants	
2015/0367862	A1		12/2015	Ledbetter et al.	
2020/0041131	A1		2/2020	Boyce et al.	

* cited by examiner

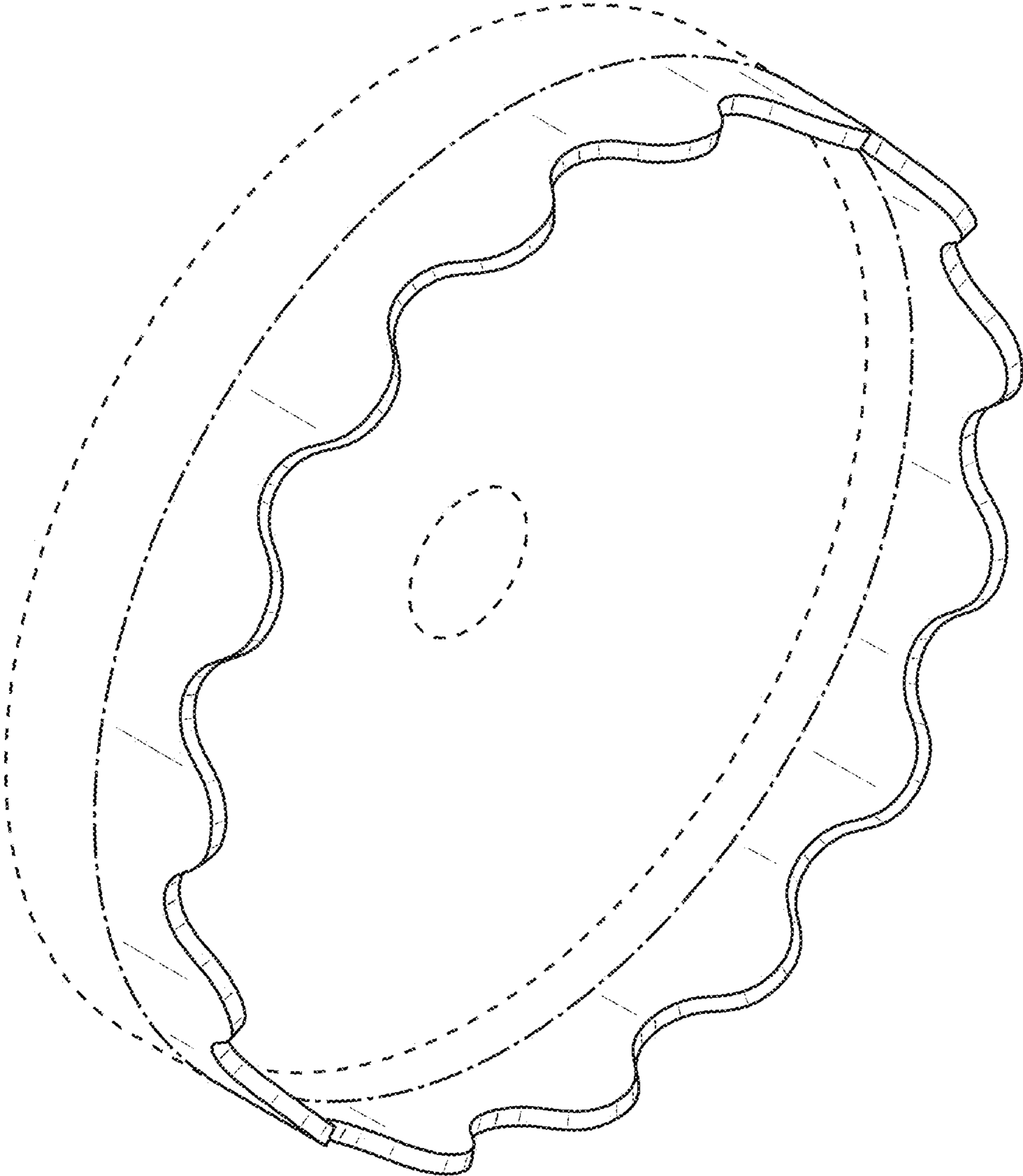


FIG. 1




FIG. 2

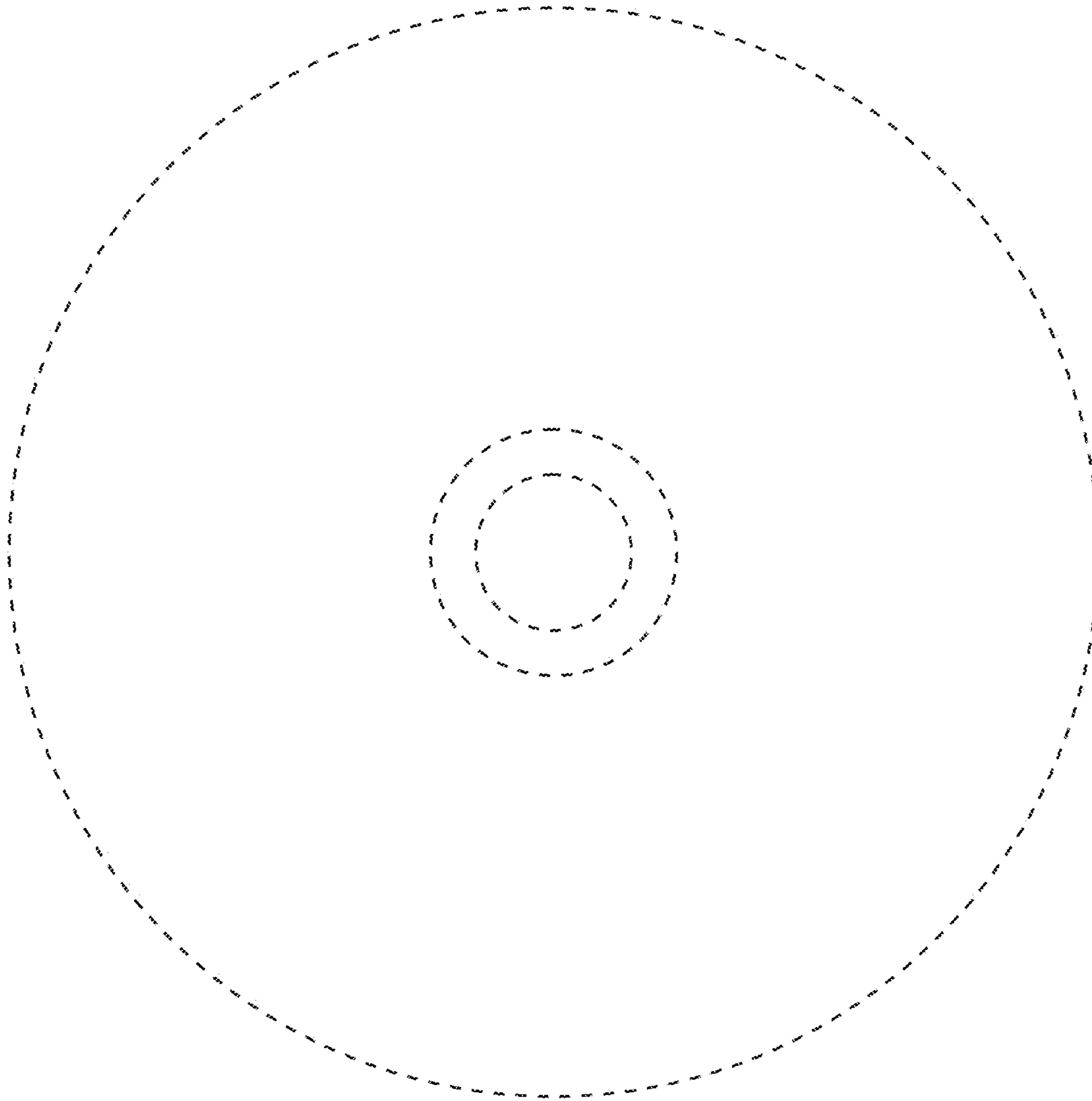


FIG. 3

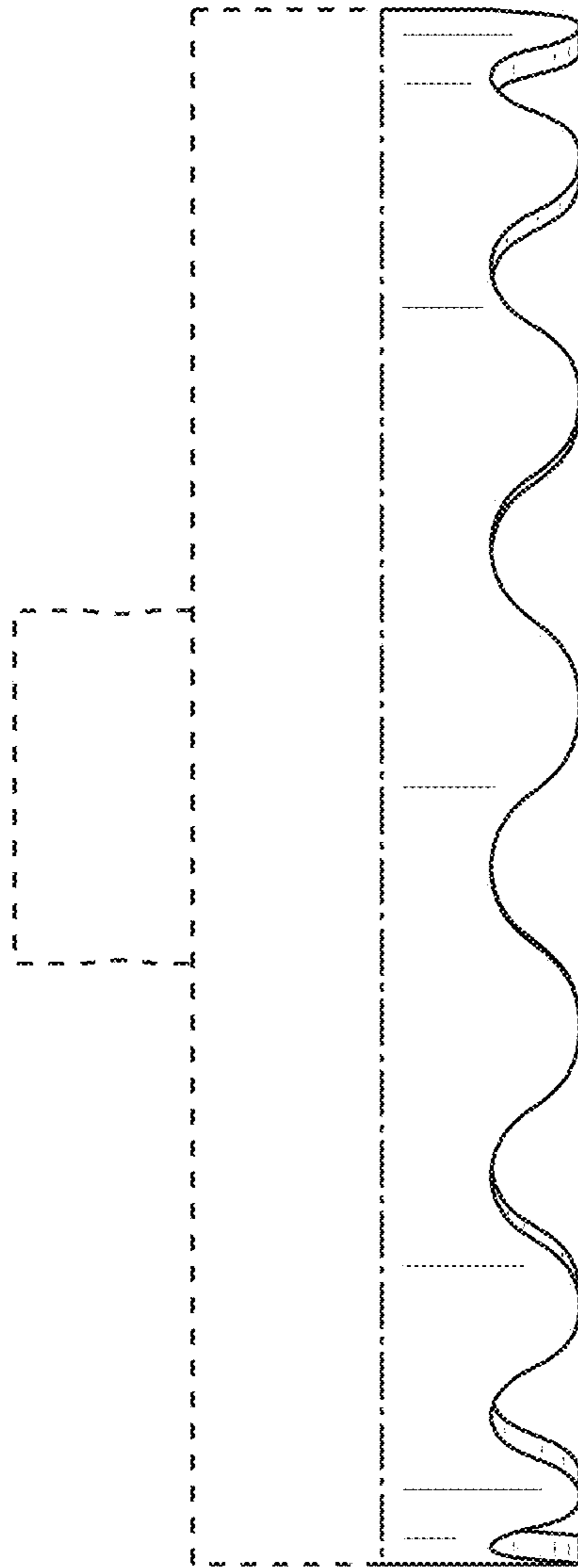


FIG. 4

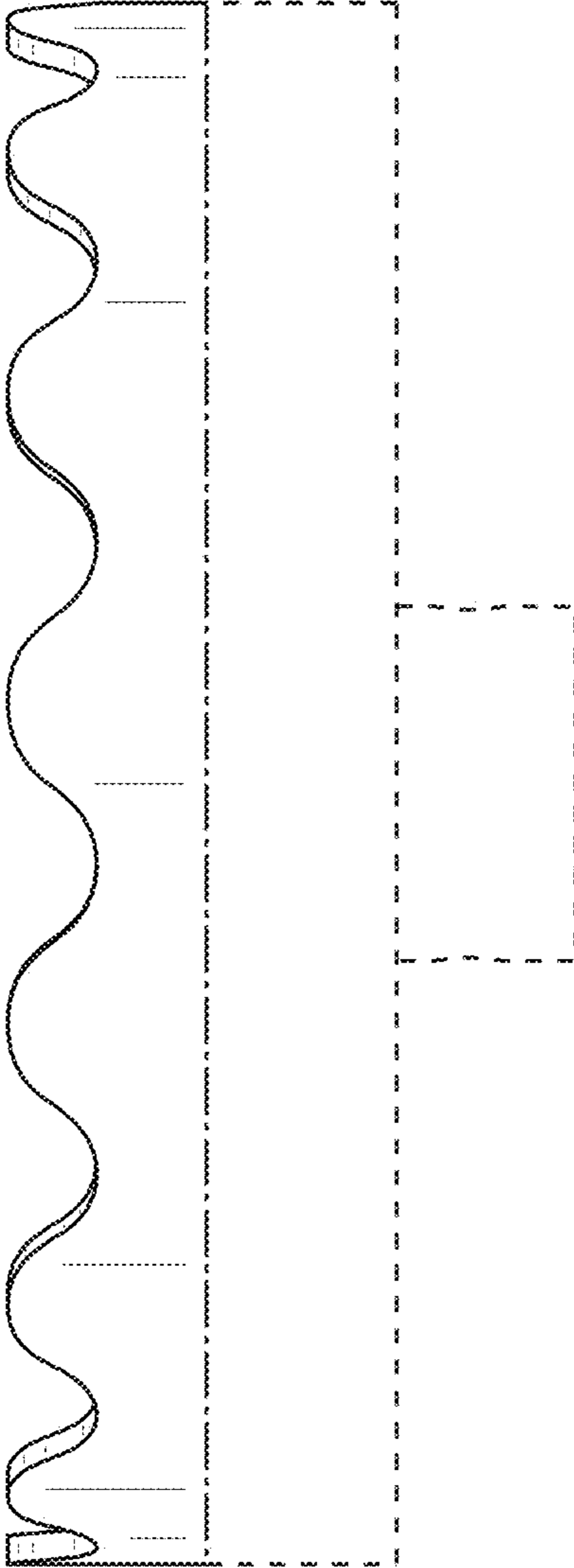


FIG. 5

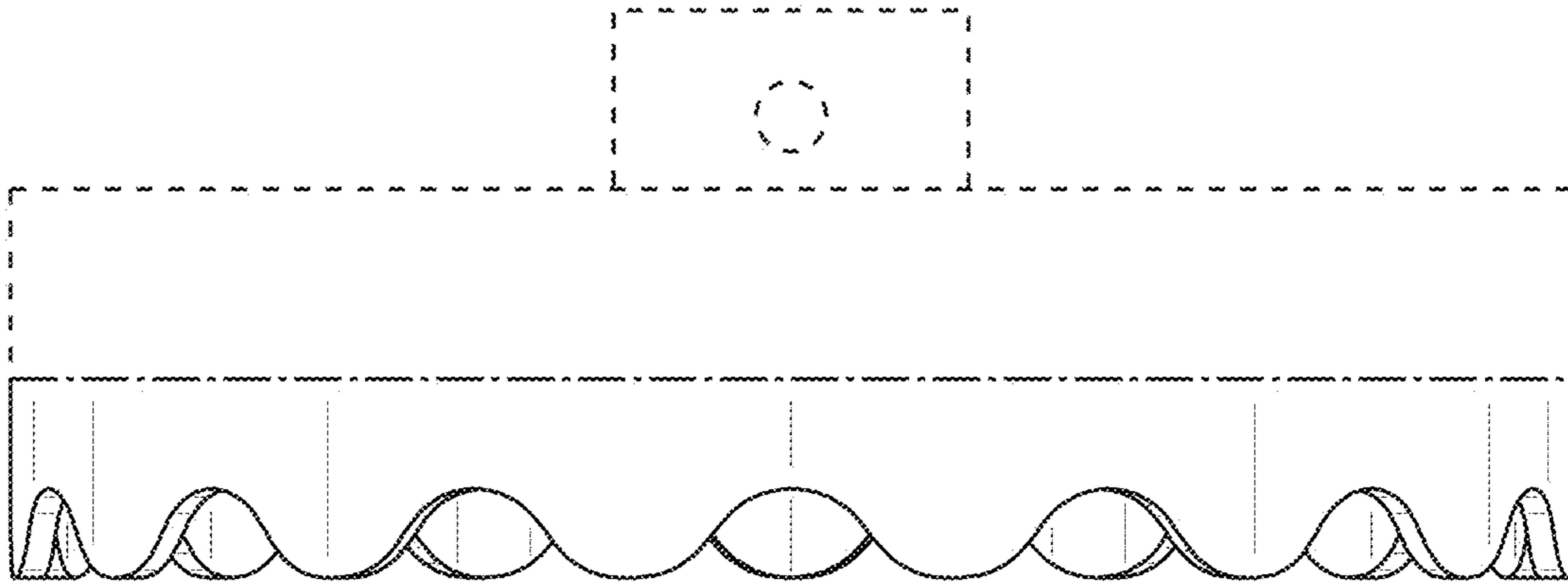


FIG. 6

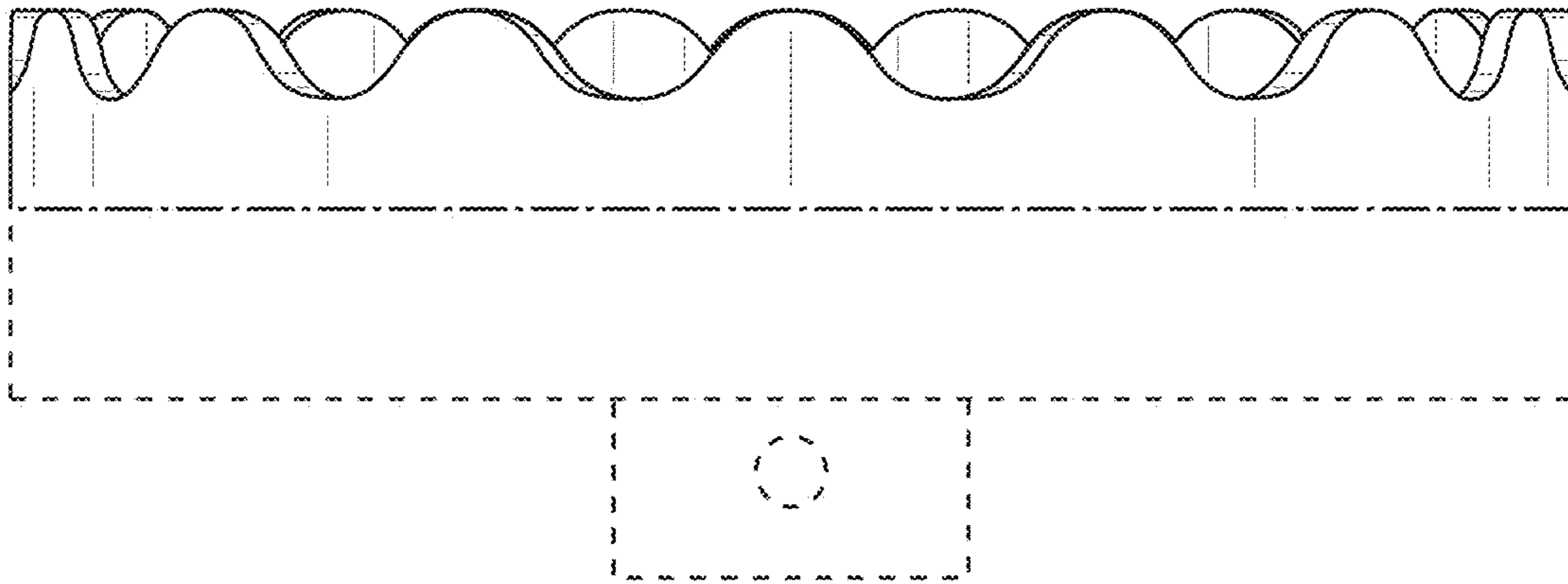


FIG. 7