



US00D910694S

(12) **United States Design Patent**  
**Norman**

(10) **Patent No.:** **US D910,694 S**  
(45) **Date of Patent:** **\*\* Feb. 16, 2021**

(54) **DISPLAY SCREEN WITH GRAPHICAL USER INTERFACE**

(71) Applicant: **Google LLC**, Mountain View, CA (US)

(72) Inventor: **Christopher Norman**, Brooklyn, NY (US)

(73) Assignee: **GOOGLE LLC**, Mountain View, CA (US)

(\*\*) Term: **15 Years**

(21) Appl. No.: **29/668,384**

(22) Filed: **Oct. 30, 2018**

(51) **LOC (13) Cl.** ..... **14-04**

(52) **U.S. Cl.**  
USPC ..... **D14/488**

(58) **Field of Classification Search**  
USPC ..... D14/485-495; 345/1.1, 1.2, 2.1-2.3, 3.1, 345/902; 715/763, 810, 836, 837, 846, 715/847, 977

CPC .... G06F 3/048; G06F 3/0481; G06F 3/04812; G06F 3/04817; G06F 3/0482; G06F 3/0483; G06F 3/0484; G06F 3/04847; G06F 3/0485; G06F 3/04855; G06F 3/04886; G06Q 30/00; H03J 1/00; H03J 1/0008; H03J 1/0016; H03J 1/0025; H04N 5/00; H04N 5/08; H04N 5/14; H04N 5/222; H04N 5/225; H04N 5/232; H04N 5/445; H04N 5/44543; H04N 5/45; H04N 2005/44517; H04N 2005/44521; H04N 2005/44526; H04N 2005/4453; H04N 2005/44534; H04N 2005/44539; H04N 2005/44547; H04N 2005/44556; H04N 2005/4456; H04N 2005/44565; H04N 2005/44569; H04N 2005/44573; H04N 21/00; H04N 21/234; H04N 21/431; H04N 21/4312; H04N 21/4314; H04N 21/4316

See application file for complete search history.

(56) **References Cited**

U.S. PATENT DOCUMENTS

D638,853	S	*	5/2011	Brinda	.....	D14/488
D753,158	S	*	4/2016	Mezzanotte	.....	D14/486
9,395,888	B2	*	7/2016	Shiplacoff	.....	G06F 3/04883
D776,129	S	*	1/2017	Zhou	.....	D14/485
D797,755	S	*	9/2017	Agarwal	.....	D14/485
D803,865	S	*	11/2017	Nedelka	.....	D14/488
D806,741	S	*	1/2018	Majernik	.....	D14/488
D834,602	S	*	11/2018	Bao	.....	D14/486
D835,651	S	*	12/2018	Bao	.....	D14/486
D840,425	S	*	2/2019	VanDuyen	.....	D14/486
D841,020	S	*	2/2019	Bonnevie	.....	D14/485

(Continued)

*Primary Examiner* — Christian P. McLean

(74) *Attorney, Agent, or Firm* — Leason Ellis LLP

(57) **CLAIM**

The ornamental design for a display screen with graphical user interface, as shown and described.

**DESCRIPTION**

FIG. 1 is a front view of a display screen with graphical user interface showing a first image in a first sequence of the claimed design;

FIG. 2 is a second image thereof;

FIG. 3 is a third image thereof; and,

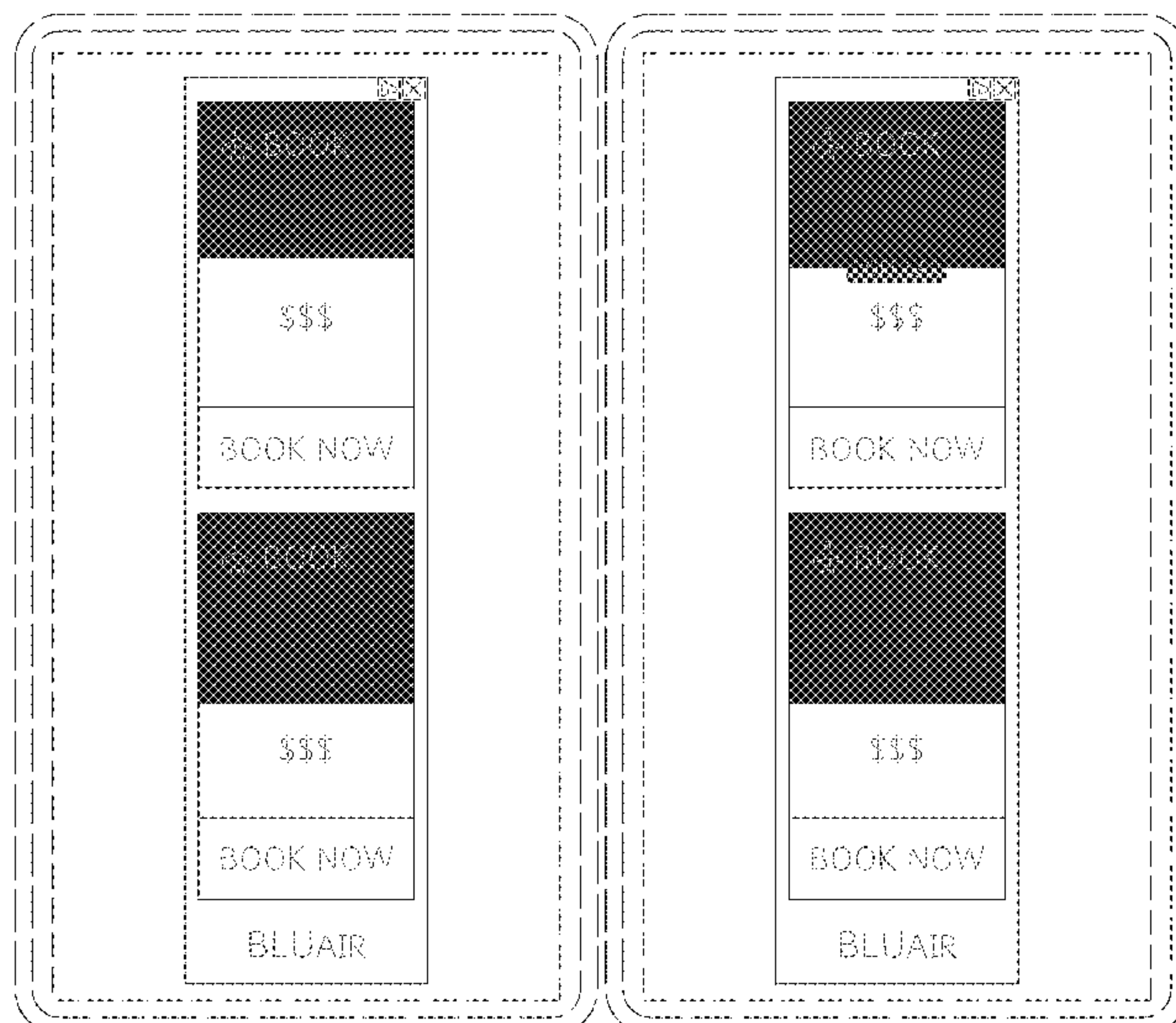
FIG. 4 is a fourth image thereof.

The appearance of the transitional image sequentially transitions between the images shown in FIGS. 1-4. The process or period in which one image transitions to another image forms no part of the claimed design.

The shading depicts a contrast in appearance.

The outermost broken lines illustrate an electronic device, which is the environment of the design. The intermediate-length broken lines illustrate the display screen. The remaining broken lines illustrate portions of the graphical user interface. None of the broken lines form part of the claimed design.

**1 Claim, 4 Drawing Sheets**



(56)

**References Cited**

U.S. PATENT DOCUMENTS

D841,037	S *	2/2019	Kawaichi .....	D14/486
D842,319	S *	3/2019	Kawaichi .....	D14/486
D842,330	S *	3/2019	Yao .....	D14/488
D845,336	S *	4/2019	VanDuyn .....	D14/487
D854,034	S *	7/2019	Kim .....	D14/486
D862,501	S *	10/2019	Patel .....	D14/486
D864,231	S *	10/2019	Gupta .....	D14/486
D866,574	S *	11/2019	VanDuyn .....	D14/485
D868,800	S *	12/2019	Malahy .....	D14/485
D870,744	S *	12/2019	Gaiser .....	D14/485
D870,761	S *	12/2019	Le .....	D14/486
D877,178	S *	3/2020	Tolentino .....	D14/486
D879,806	S *	3/2020	Fatnani .....	D14/485
D882,608	S *	4/2020	Murphy .....	D14/486
D884,009	S *	5/2020	Hong .....	D14/486
D886,128	S *	6/2020	Fatnani .....	D14/485
2015/0128076	A1 *	5/2015	Fang .....	G06F 3/0482
				715/765
2018/0121031	A1 *	5/2018	Ta .....	G09B 19/0092
2018/0157381	A1 *	6/2018	Jung .....	G06F 3/0481
2020/0183998	A1 *	6/2020	Bayliss-McCulloch .....	G06F 3/0481

\* cited by examiner

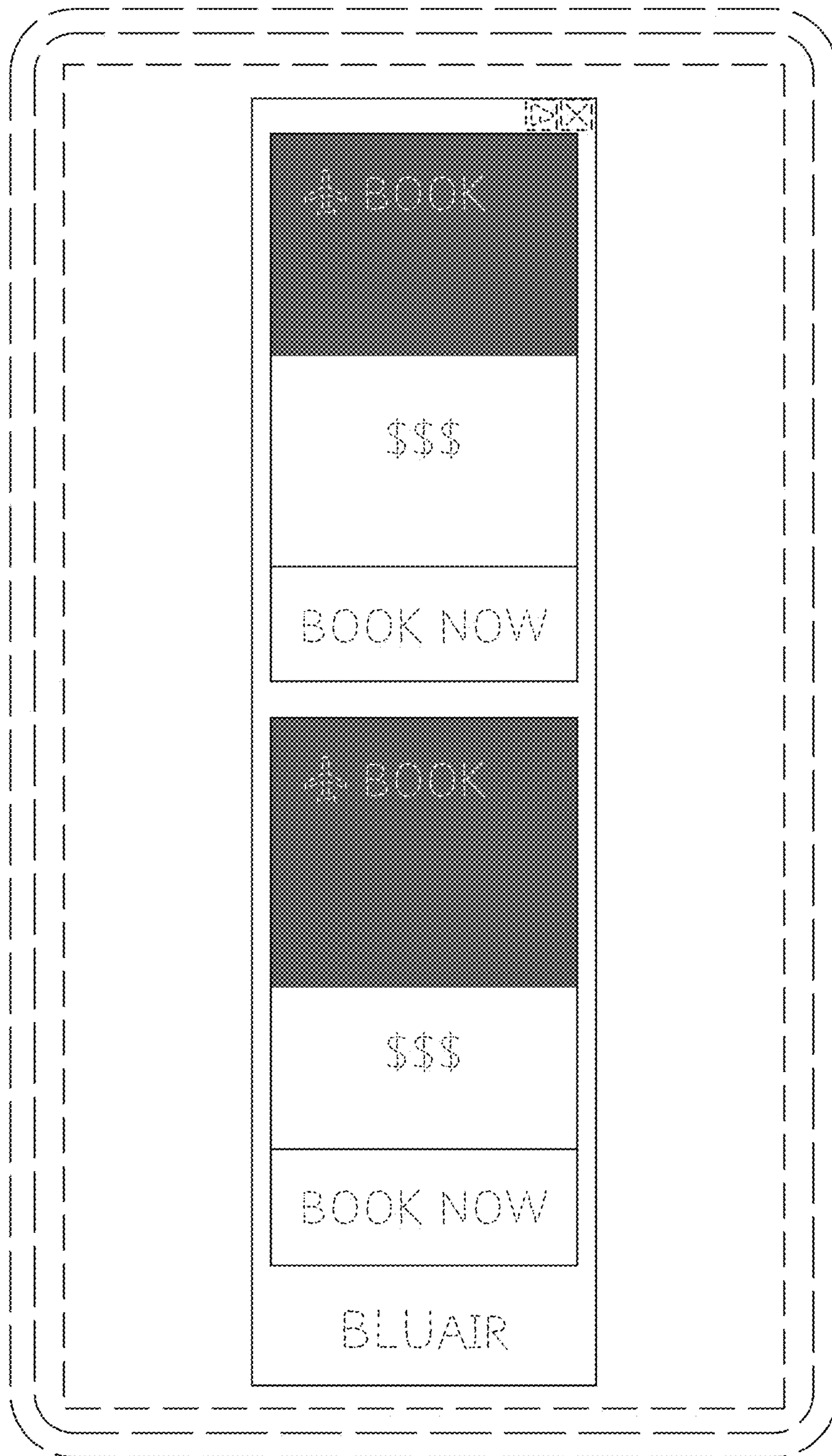


Fig. 1



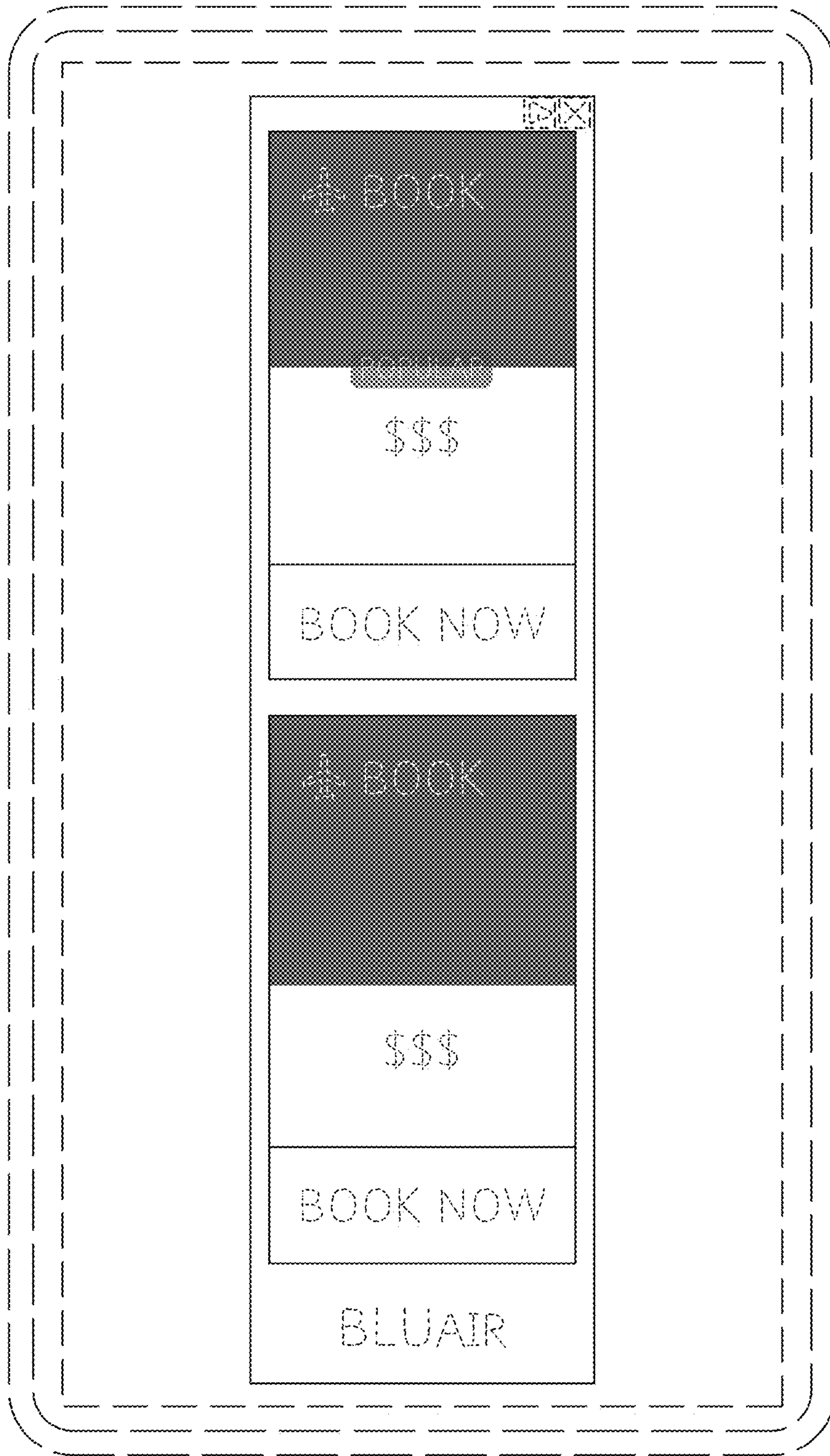


Fig. 2

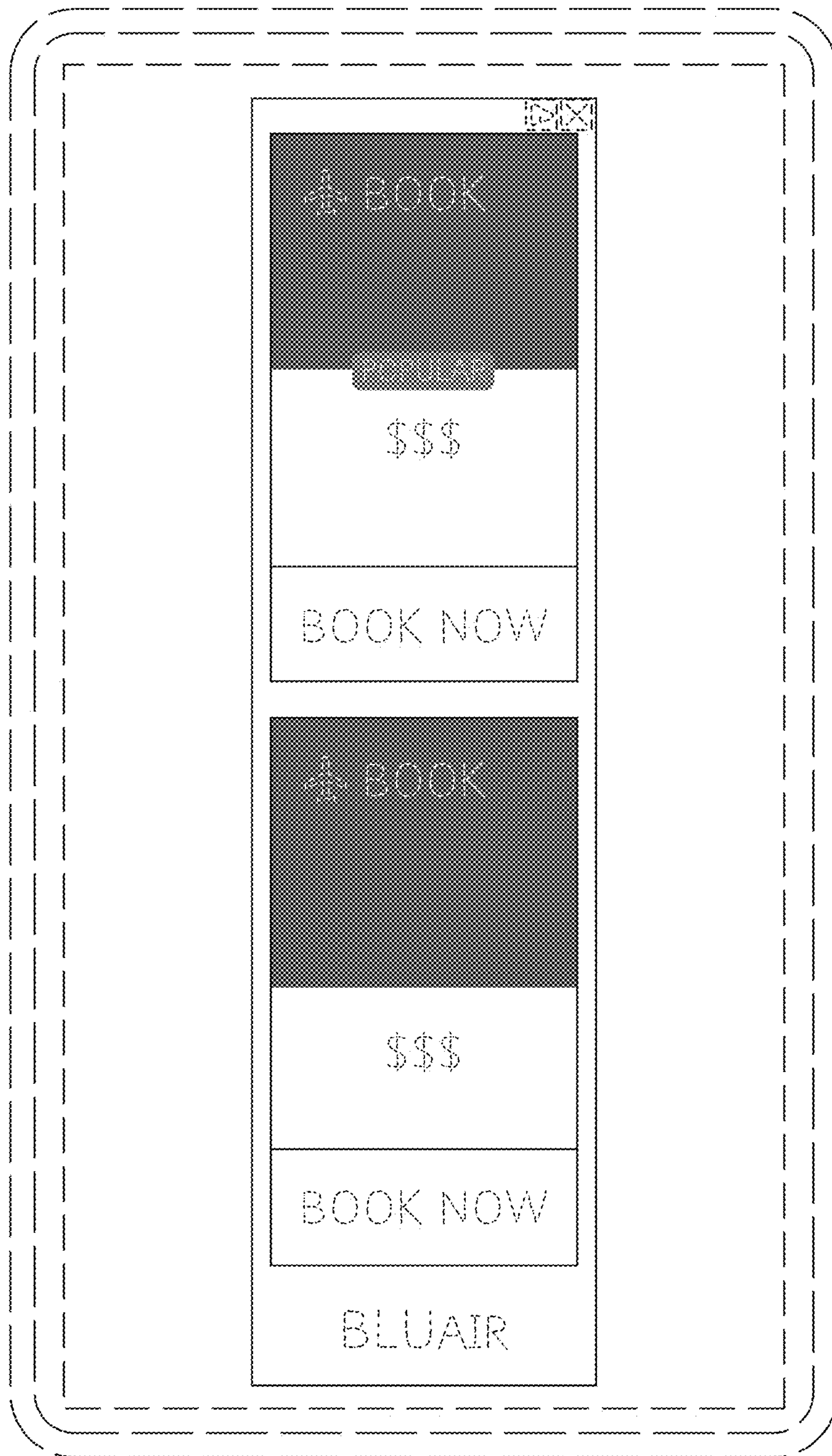


Fig. 3

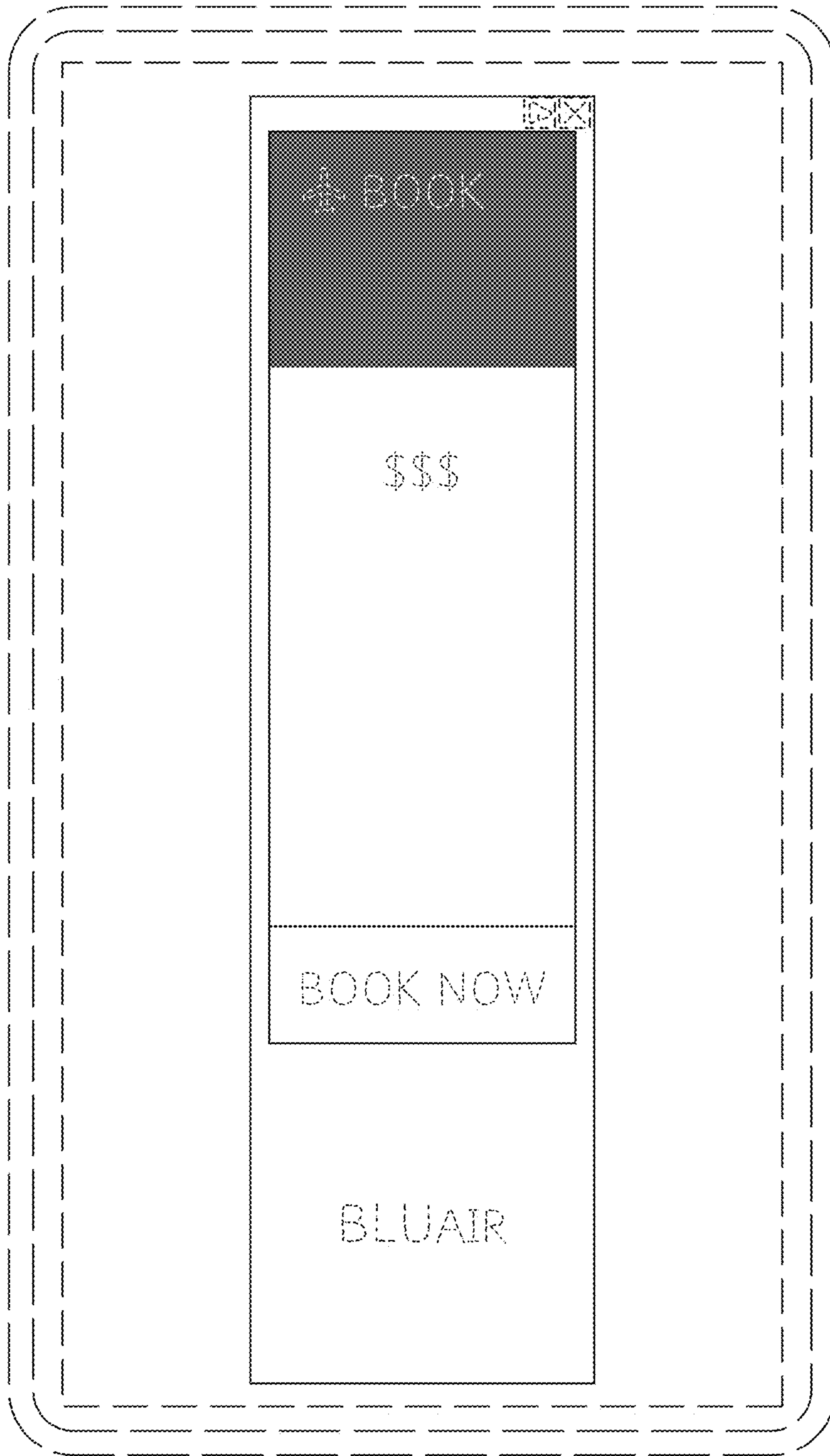


Fig. 4