



US00D910644S

(12) **United States Design Patent** (10) **Patent No.:** **US D910,644 S**
Li (45) **Date of Patent:** **** Feb. 16, 2021**

(54) **TABLET CASE**
(71) Applicant: **JINCHANNEL IMPORT & EXPORT CO., LTD**, Shenzhen (CN)
(72) Inventor: **Enqun Li**, Shenzhen (CN)
(73) Assignee: **JINCHANNEL IMPORT & EXPORT CO., LTD**, Shenzhen (CN)
(**) Term: **15 Years**
(21) Appl. No.: **29/744,743**
(22) Filed: **Jul. 31, 2020**
(51) **LOC (13) Cl.** **14-02**
(52) **U.S. Cl.**
USPC **D14/440**
(58) **Field of Classification Search**
USPC D14/440, 447, 250; 206/45.23, 320, 206/45.2; 361/679.55; 294/25; 224/218
CPC ... G06F 1/1628; G06F 1/1626; A47B 23/044; H04B 1/3888
See application file for complete search history.

(56) **References Cited**
U.S. PATENT DOCUMENTS
D752,593 S * 3/2016 Diebel G06F 1/1679 D14/440
D805,080 S * 12/2017 Lakraa D14/440
D808,394 S * 1/2018 Lakraa D14/440
D812,621 S 3/2018 Nyholm et al.
D857,023 S * 8/2019 Hyun D14/440
D871,416 S 12/2019 Han
D883,986 S * 5/2020 Akana D14/440
D896,233 S * 9/2020 Chen D14/440
10,763,910 B2 * 9/2020 Nyholm H04M 1/0202
D900,114 S * 10/2020 Tang D14/440
2008/0167095 A1 * 7/2008 Kim H04M 1/0216 455/575.3

2009/0159763 A1 * 6/2009 Kim F16M 13/00 248/174
2009/0194209 A1 * 8/2009 De Filippis A45C 11/00 150/107
2011/0227463 A1 * 9/2011 Hou A47B 23/043 312/223.1
2012/0268891 A1 * 10/2012 Cencioni G06F 1/1626 361/679.55
2013/0088431 A1 * 4/2013 Ballagas G06F 1/1626 345/168
2013/0214661 A1 * 8/2013 McBroom G06F 1/162 312/325
2013/0223005 A1 * 8/2013 Smith G06F 1/1628 361/679.55

(Continued)

Primary Examiner — Cynthia R Underwood


(57) **CLAIM**

The ornamental design for a tablet case, as shown and described.

DESCRIPTION

FIG. 1 is a perspective view of a tablet case showing my new design;
FIG. 2 is another perspective view thereof;
FIG. 3 is a front elevational view thereof;
FIG. 4 is a rear elevational view thereof;
FIG. 5 is a left side elevational view thereof;
FIG. 6 is a right side elevational view thereof;
FIG. 7 is a top plan view thereof;
FIG. 8 is a bottom plan view thereof;
FIG. 9 is a perspective view of a tablet case showing my new design where the tablet case is in a first configuration of use;
FIG. 10 is a perspective view of the tablet case where the tablet case is in a second configuration of use; and,
FIG. 11 is an enlarged view of portion 11 shown in FIG. 1. The broken lines in the drawings depict portions of the tablet case that form no part of the claimed design.

1 Claim, 11 Drawing Sheets



(56)

References Cited

U.S. PATENT DOCUMENTS

2013/0233762	A1 *	9/2013	Balaji	B65D 25/00 206/736
2013/0241381	A1 *	9/2013	Hynecek	H05K 5/0217 312/240
2014/0246340	A1 *	9/2014	Jiang	A45C 11/00 206/45.23
2015/0065208	A1 *	3/2015	Balaji	H04M 1/04 455/575.8
2015/0151887	A1 *	6/2015	Huang	A45C 11/00 224/191
2015/0237979	A1 *	8/2015	Huang	A45C 11/00 206/45.25
2015/0263776	A1 *	9/2015	Shyu	A45C 13/002 455/575.8
2015/0266610	A1 *	9/2015	Melmon	B65D 5/5206 206/45.23
2015/0280768	A1 *	10/2015	Huang	H04B 1/3888 455/575.8
2016/0018854	A1 *	1/2016	Yu	G06F 1/1632 361/679.08

* cited by examiner

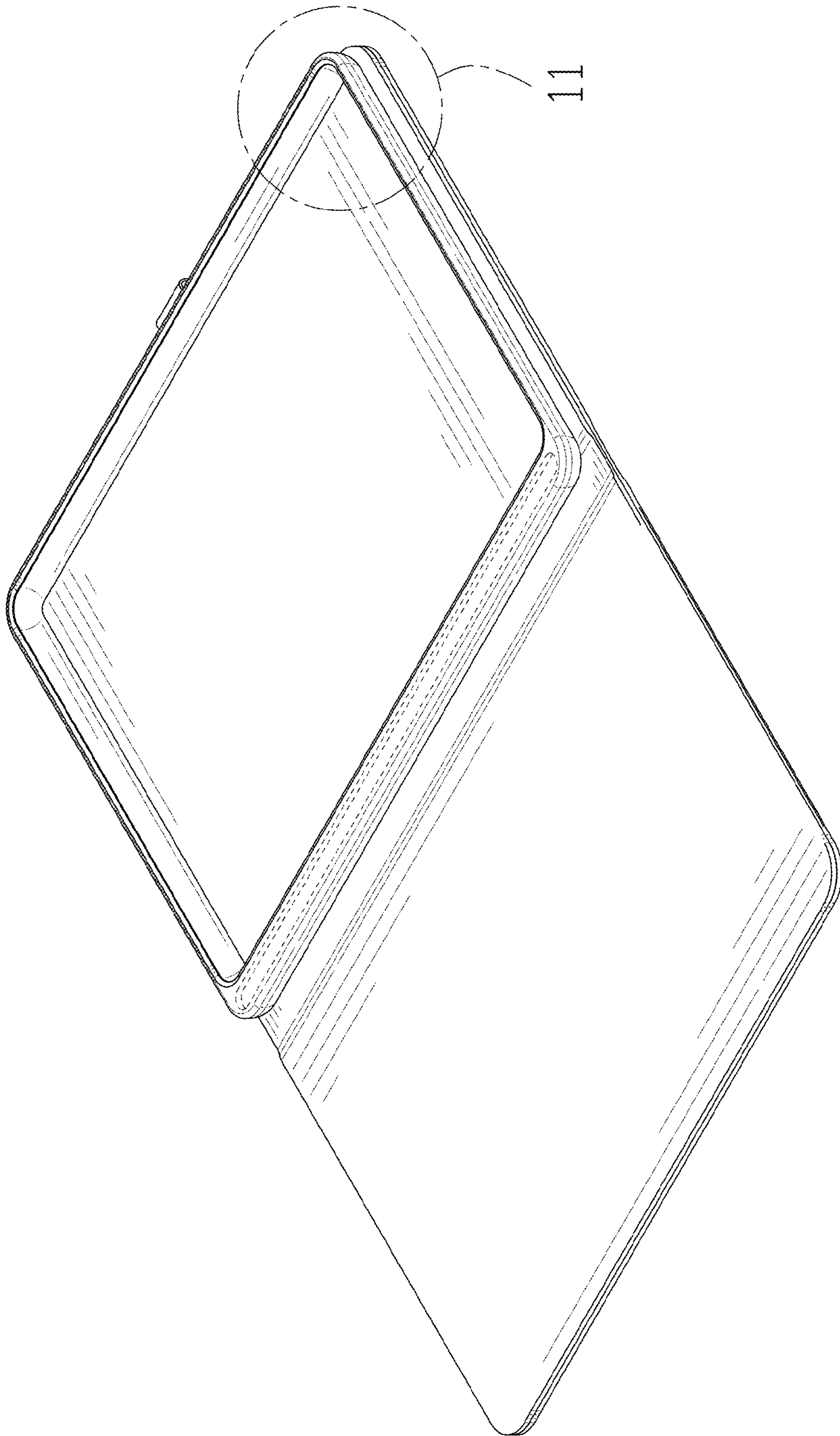


FIG. 1

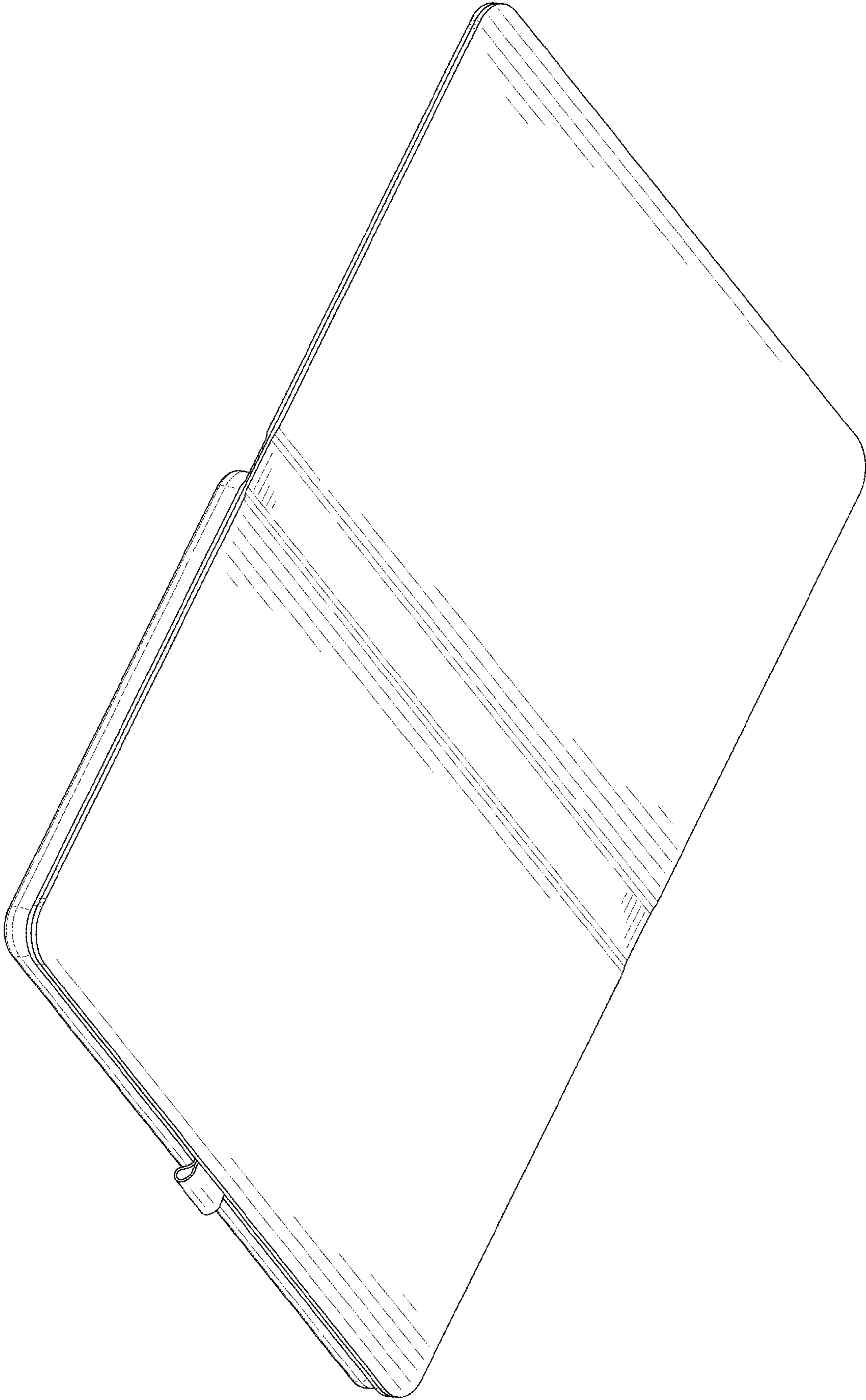


FIG. 2




FIG. 3




FIG. 4

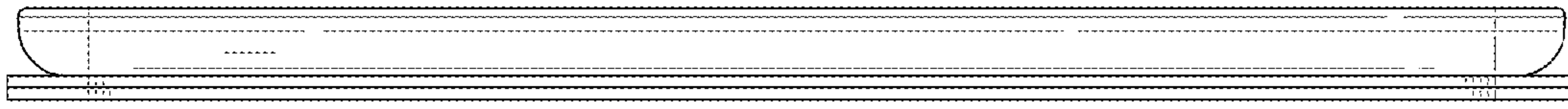


FIG. 5

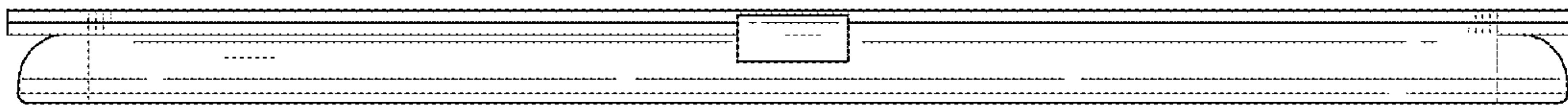


FIG. 6

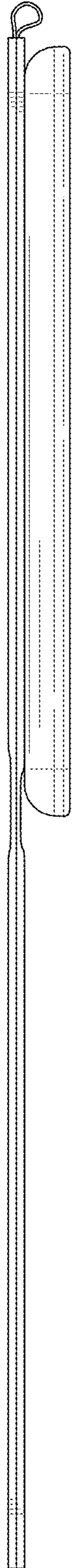


FIG. 7

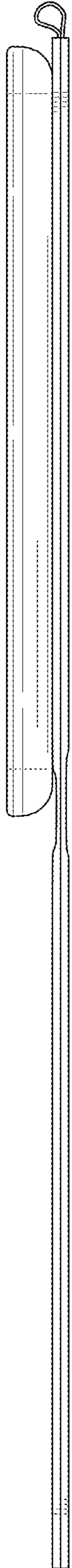


FIG. 8

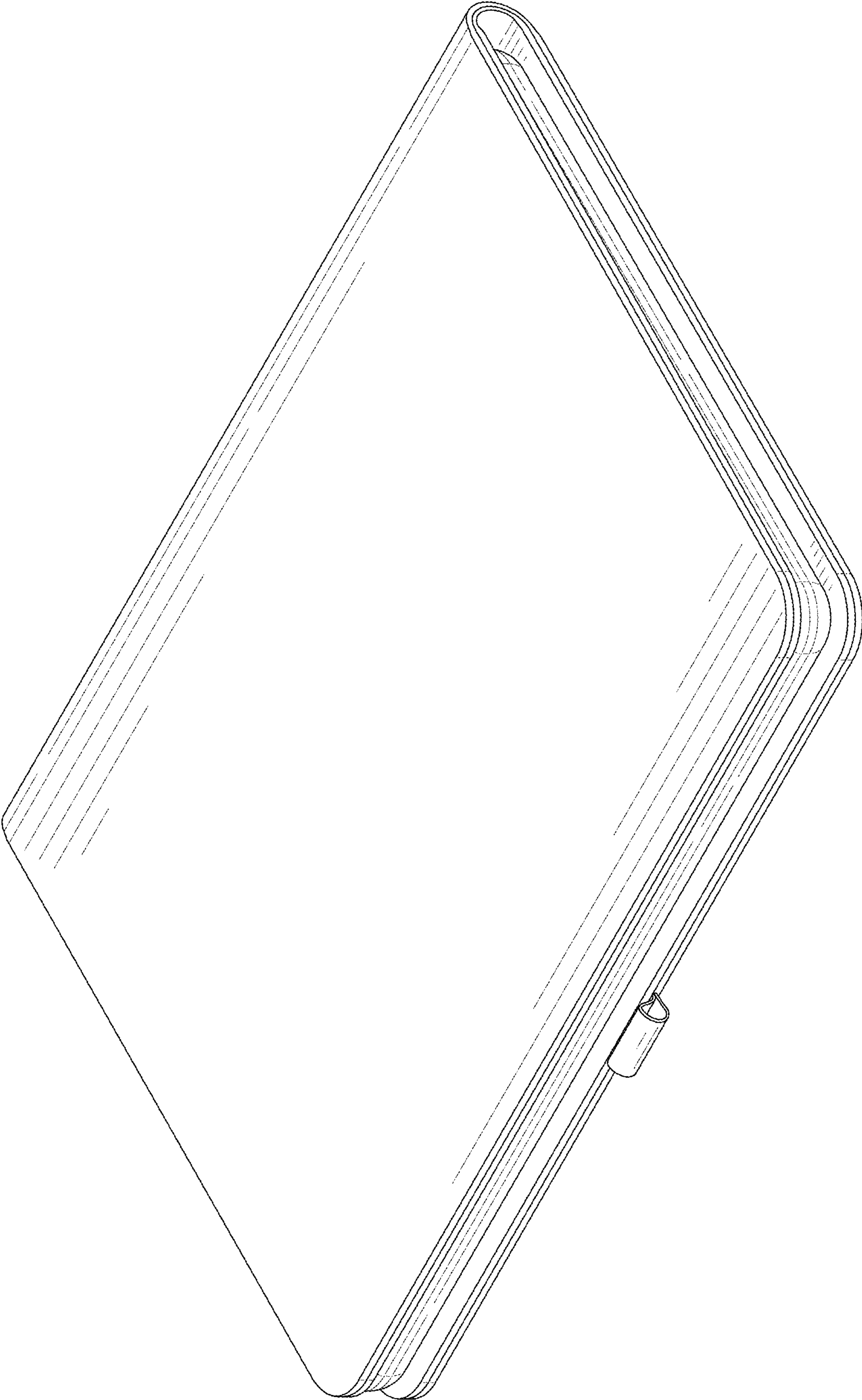


FIG. 9




FIG. 10



FIG. 11