



US00D910633S

(12) **United States Design Patent** (10) **Patent No.:** **US D910,633 S**
Yook et al. (45) **Date of Patent:** **** Feb. 16, 2021**

- (54) **MOUSE**
- (71) Applicant: **Microsoft Corporation**, Redmond, WA (US)
- (72) Inventors: **Jinwon Yook**, Shenzhen (CN); **Min Fang**, Shenzhen (CN); **Aditha May Adams**, Seattle, WA (US); **Simon Cameron Dearsley**, Bellevue, WA (US)
- (73) Assignee: **Microsoft Corporation**, Redmond, WA (US)

D749,076 S *	2/2016	Helwig	D14/409
D793,393 S	8/2017	Jeong et al.	
D807,359 S	1/2018	Jeong et al.	
D821,400 S *	6/2018	Pang	D14/409
D834,022 S *	11/2018	Gleeson	D14/409
D853,386 S *	7/2019	Kujawski	D14/409
D853,387 S *	7/2019	Kujawski	D14/409
D853,388 S *	7/2019	Loughnane	D14/409
D855,614 S *	8/2019	DiLoreto	D14/409
D868,065 S *	11/2019	Xu	D14/409
D882,575 S *	4/2020	Jinkinson	D14/409
D890,179 S *	7/2020	Xu	D14/409
D892,799 S *	8/2020	Jinkinson	D14/409

- (**) Term: **15 Years**
- (21) Appl. No.: **29/704,048**
- (22) Filed: **Aug. 30, 2019**
- (51) **LOC (13) Cl.** **04-02**
- (52) **U.S. Cl.**
USPC **D14/409**
- (58) **Field of Classification Search**
USPC D14/402-411, 356, 388, 389, 383-385, D14/417, 426; 345/156-167; 463/36-38; 358/471, 473; 273/148 B
CPC G06F 3/03543; G06F 2203/0333; G06F 3/039; G06F 3/038; G06F 2203/0384
See application file for complete search history.

OTHER PUBLICATIONS

“Office Action Issued in Indian Patent Application No. 327543-001”, dated Mar. 20, 2020, 2 Pages. (MS#407402-IN-RD).
 “Office Action Issued in Indian Patent Application No. 327542-001”, dated Apr. 27, 2020, 2 Pages (MS#407401-IN-RD).

* cited by examiner

Primary Examiner — Austin Murphy
 (74) *Attorney, Agent, or Firm* — Banner & Witcoff, Ltd.

(57) **CLAIM**

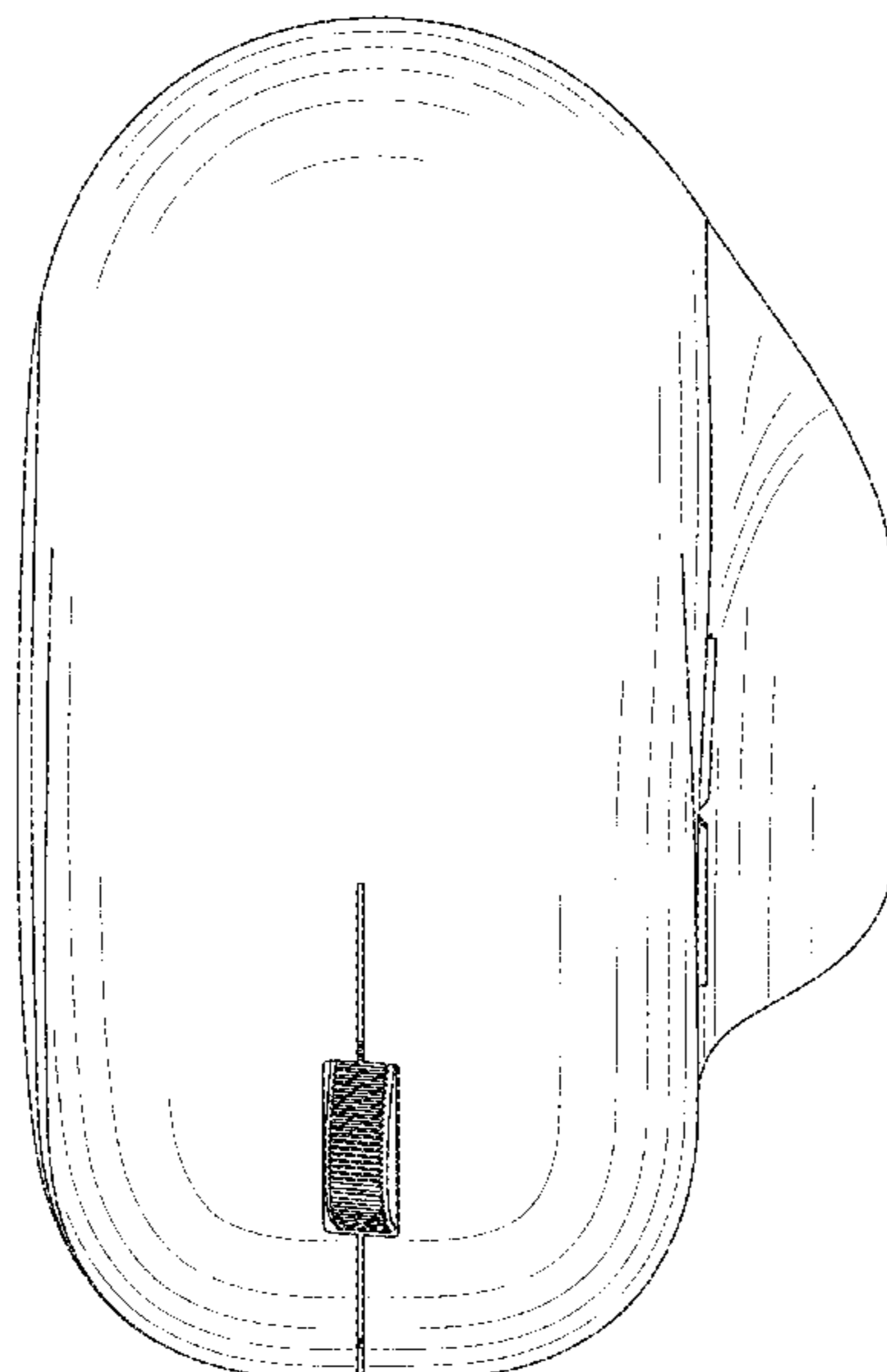
The ornamental design for a mouse, as shown and described.

DESCRIPTION

FIG. 1 is a front perspective view of a mouse showing our new design;
 FIG. 2 is a front view thereof;
 FIG. 3 is a rear view thereof;
 FIG. 4 is a right side view thereof;
 FIG. 5 is a left side view thereof;
 FIG. 6 is a top view thereof; and,
 FIG. 7 is a bottom view thereof.
 The broken lines depicting the remainder of the mouse show features that form no part of the claimed design.

1 Claim, 6 Drawing Sheets

- (56) **References Cited**
U.S. PATENT DOCUMENTS
- | | | |
|------------|--------|-------------------|
| D560,661 S | 1/2008 | Chatterjee et al. |
| D560,662 S | 1/2008 | Chatterjee et al. |
| D560,663 S | 1/2008 | Chatterjee |
| D560,664 S | 1/2008 | Chatterjee |
| D564,515 S | 3/2008 | Chatterjee et al. |
| D574,828 S | 8/2008 | Chatterjee et al. |
| D598,021 S | 8/2009 | Kujawski et al. |
| D598,022 S | 8/2009 | Kujawski et al. |
| D657,360 S | 4/2012 | Kujawski et al. |
| D666,199 S | 8/2012 | Kujawski et al. |



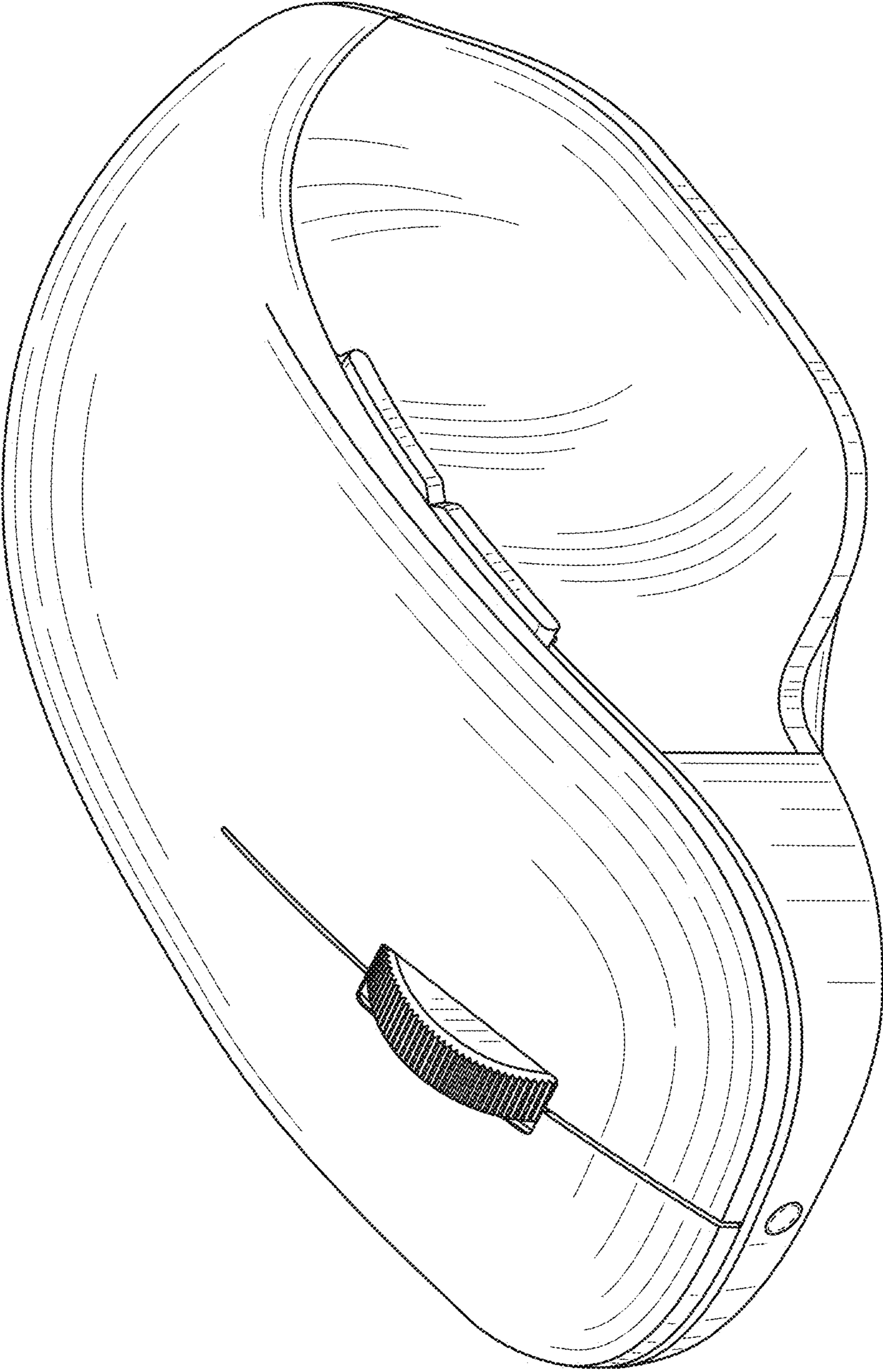


FIG. 1

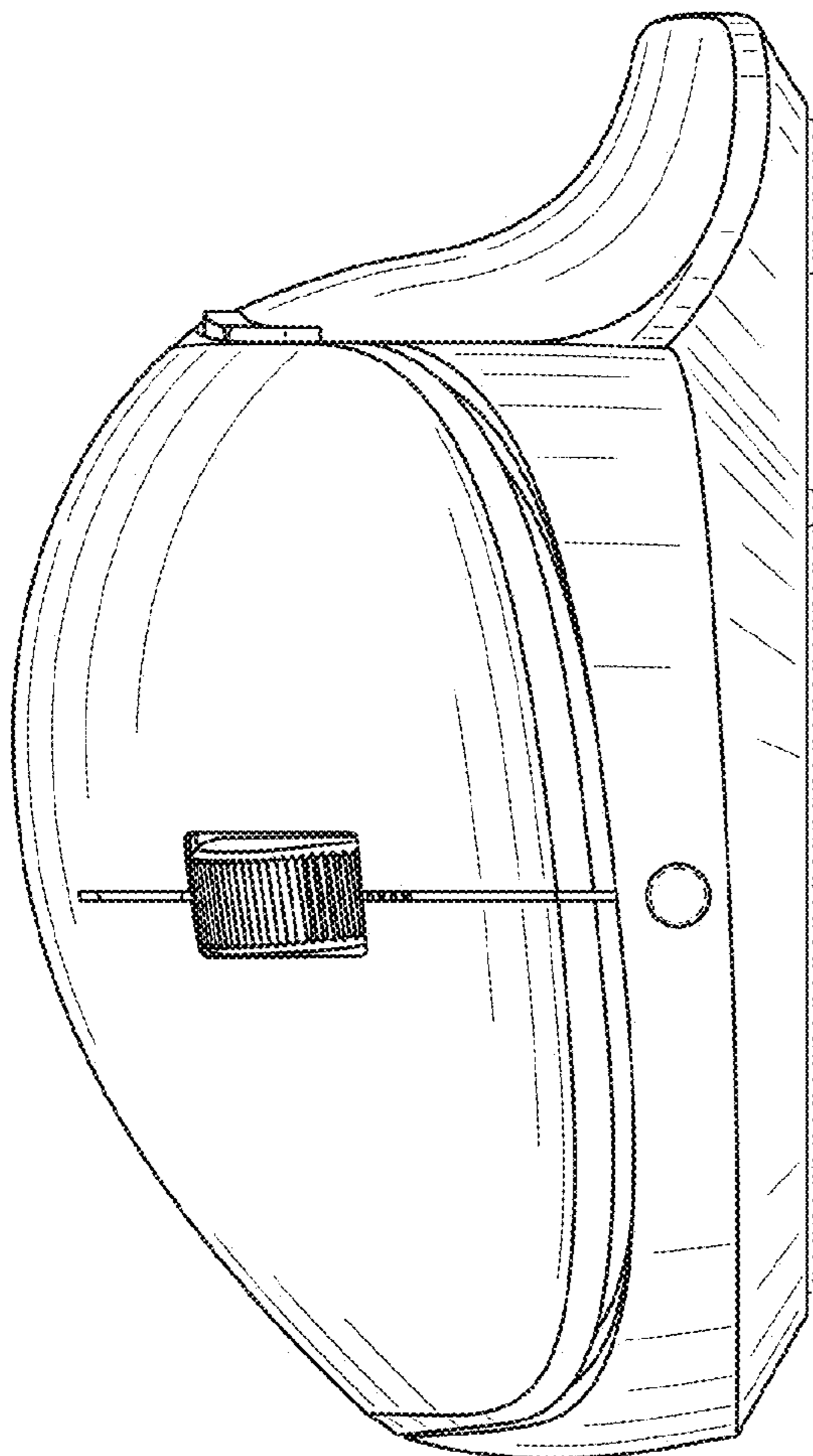


FIG. 2

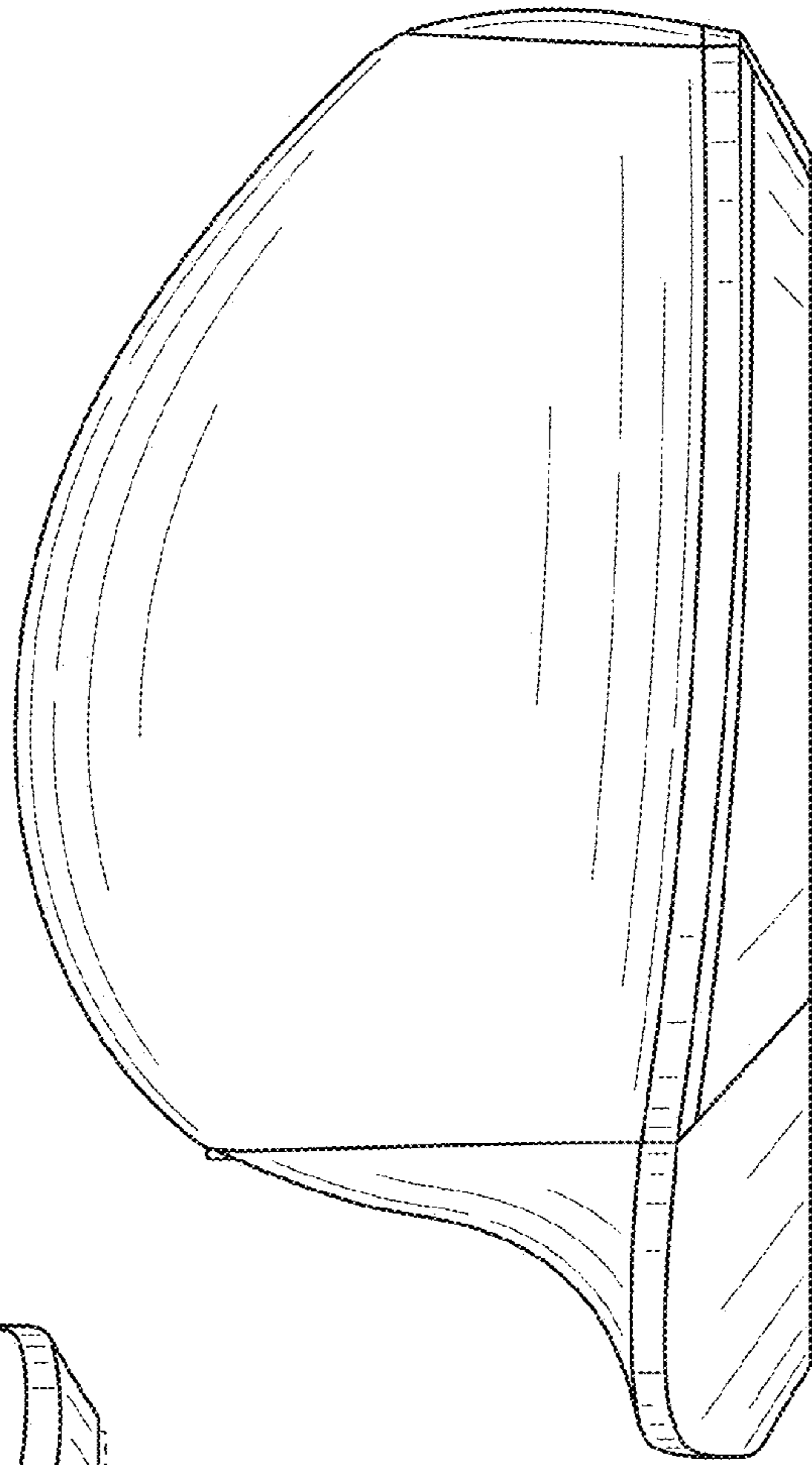


FIG. 3

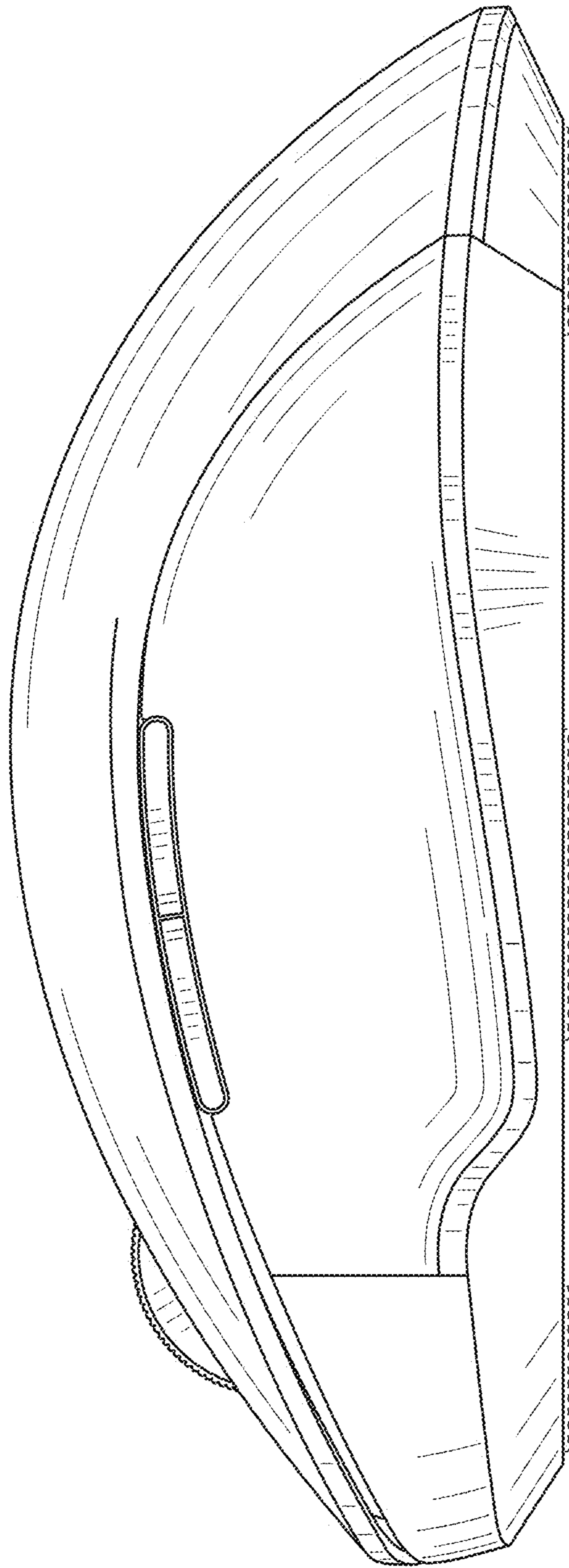


FIG. 4

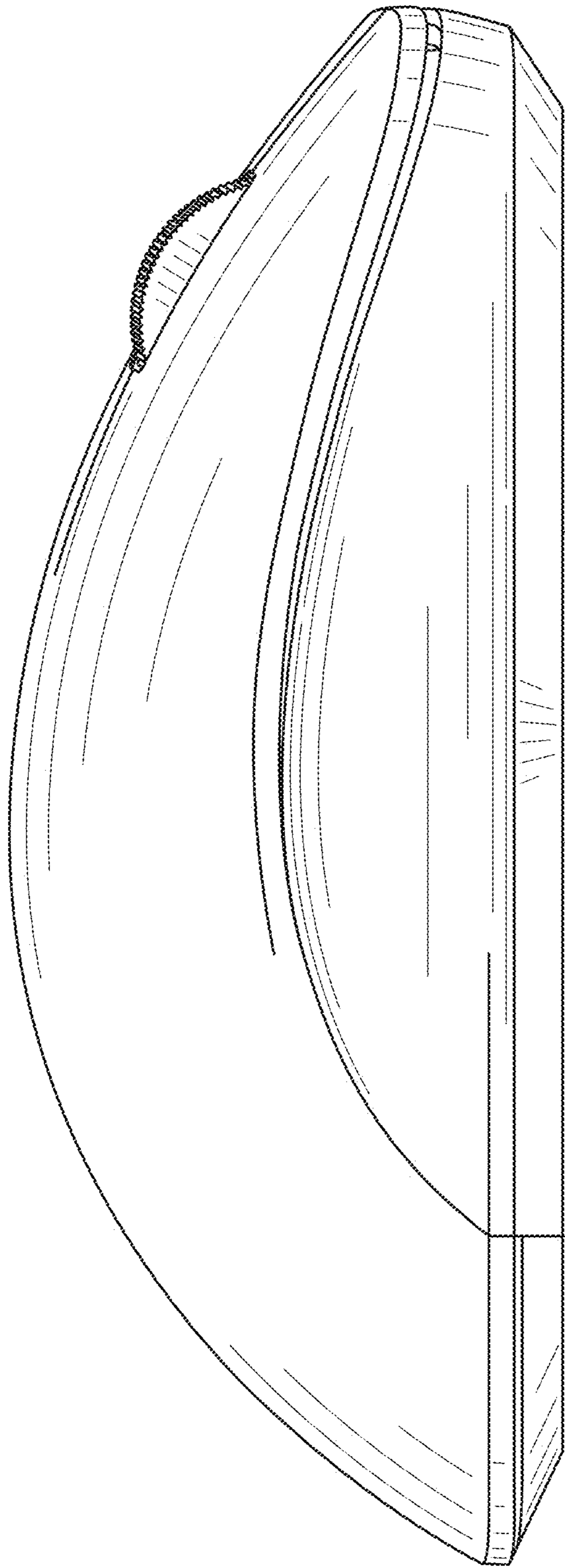


FIG. 5

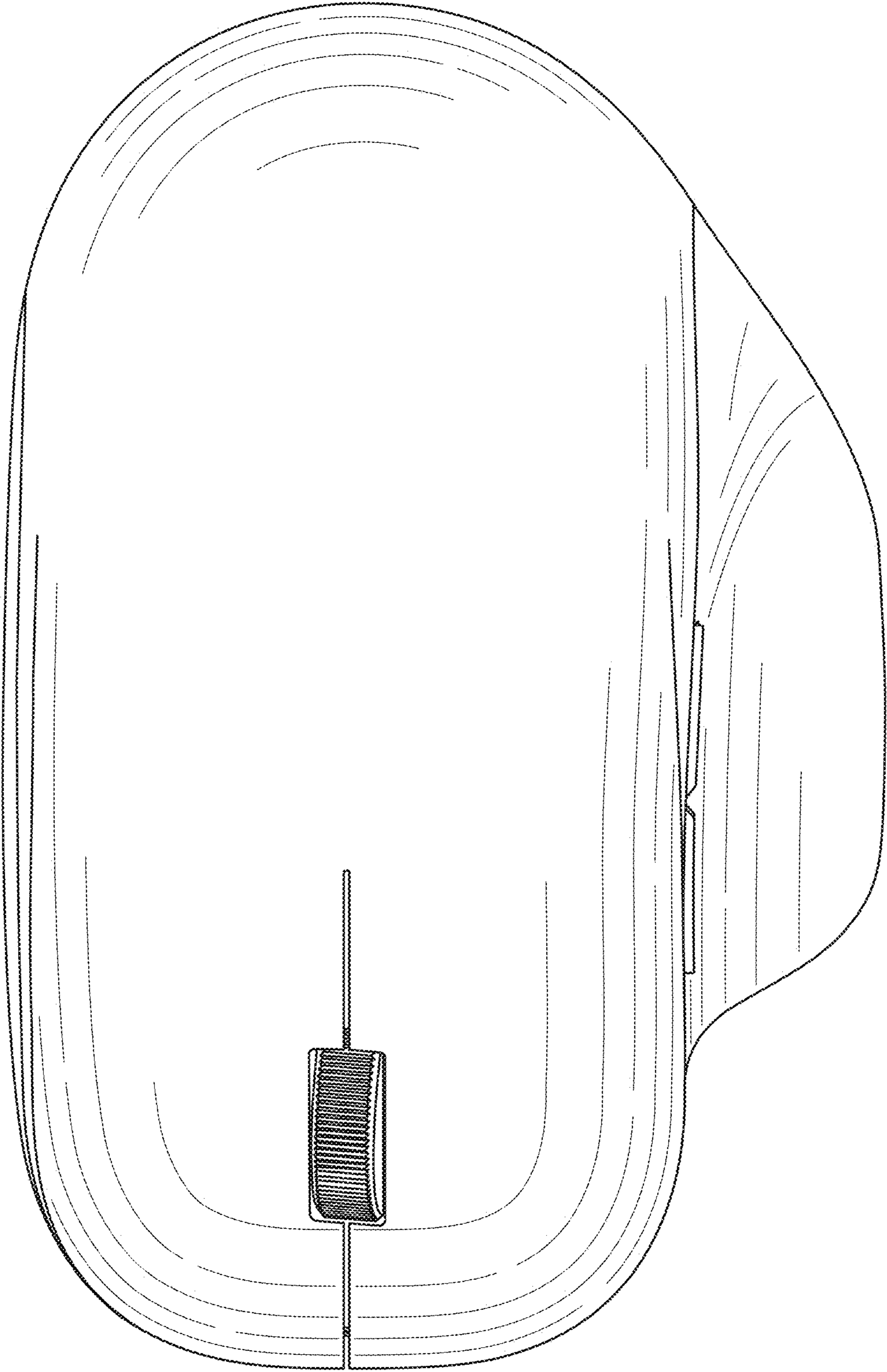


FIG. 6

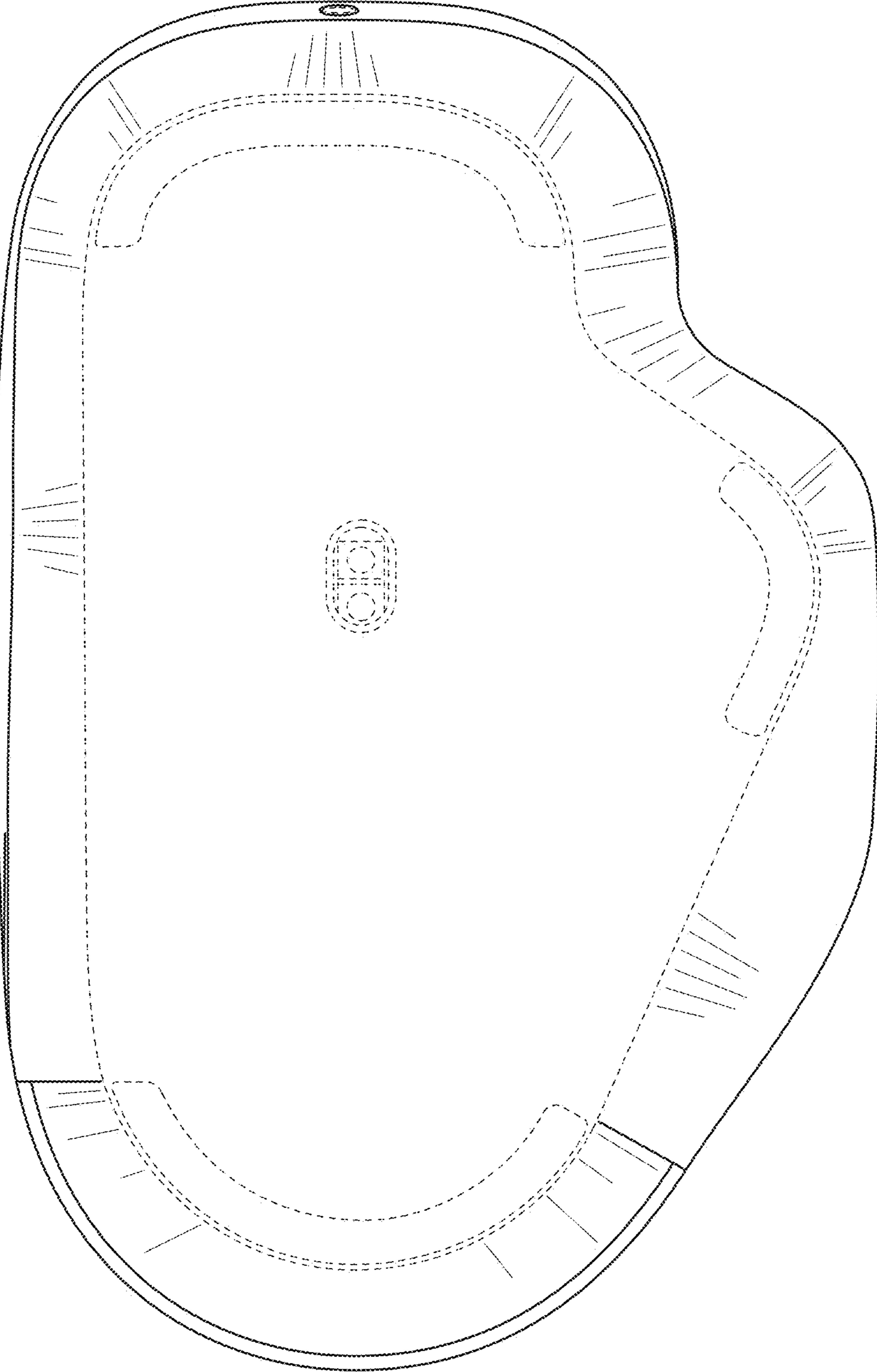


FIG. 7