



US00D910598S

(12) **United States Design Patent** (10) **Patent No.:** **US D910,598 S**  
**Kass et al.** (45) **Date of Patent:** **\*\* Feb. 16, 2021**

(54) **REMOTE CONTROL**

D371,793 S 7/1996 Patton  
6,641,055 B1 11/2003 Tiernan  
D497,882 S 11/2004 Huang  
(Continued)

(71) Applicant: **Hunter Douglas Inc.**, Pearl River, NY (US)

(72) Inventors: **Ronald R. Kass**, New York, NY (US);  
**Douglas J. Barr**, Broomfield, CO (US);  
**Joseph E. Kovach**, Brighton, CO (US);  
**Kevin M. Dann**, Englewood, CO (US);  
**David J. Parrett**, Louisville, CO (US);  
**Clark Brace**, Westminster, CO (US);  
**Fred Bould**, Menlo Park, CA (US);  
**Jaime Caso**, Redwood City, CA (US);  
**Jeremy Wolf**, San Mateo, CA (US)

FOREIGN PATENT DOCUMENTS

EM DM/056217 5/2001  
EM DM/058062 9/2001  
(Continued)

(73) Assignee: **Hunter Douglas Inc.**, Pearl River, NY (US)

OTHER PUBLICATIONS

Rainshower® F-digital <http://www.grohe.com/us/5751/showers/shower-heads-body-sprays/rainshower-fseries-head-side-showers/> Date Accessed: Oct. 30, 2014. Now located at <https://pro.grohe.com/uk/19985/showers/hand-shower-kits/rainshower-f-digital/>, accessed Jun. 28, 2018.

(\*\*) Term: **15 Years**

*Primary Examiner* — John Windmuller

(21) Appl. No.: **29/654,291**

(74) *Attorney, Agent, or Firm* — Leason Ellis LLP

(22) Filed: **Jun. 22, 2018**

(57) **CLAIM**

**Related U.S. Application Data**

The ornamental design for a remote control, as shown and described.

(63) Continuation of application No. 15/016,881, filed on Feb. 5, 2016, now Pat. No. 10,168,744.

(51) **LOC (13) Cl.** ..... **14-03**

**DESCRIPTION**

(52) **U.S. Cl.**

USPC ..... **D14/218**; D13/168

(58) **Field of Classification Search**

USPC ..... D14/218; D13/168

CPC .. A47C 31/008; A61G 13/02; G07C 9/00944;

G08C 17/00; G08C 17/02; H04B 1/202;

H01H 9/02; H01H 9/0214; H01H 9/0235;

H01H 9/0242

See application file for complete search history.

FIG. 1 is a perspective view of a remote control showing our new design;

FIG. 2 is a front view thereof;

FIG. 3 is a rear view thereof;

FIG. 4 is a side view thereof, the opposite side view being a mirror image;

FIG. 5 is a top side view thereof; and,

FIG. 6 is a bottom view thereof.

The dash-dash broken lines depict portions of the remote control that form no part of the claimed design. The dash-dot-dash broken lines defines a boundary of the claimed design and are is not itself part of the claimed design.

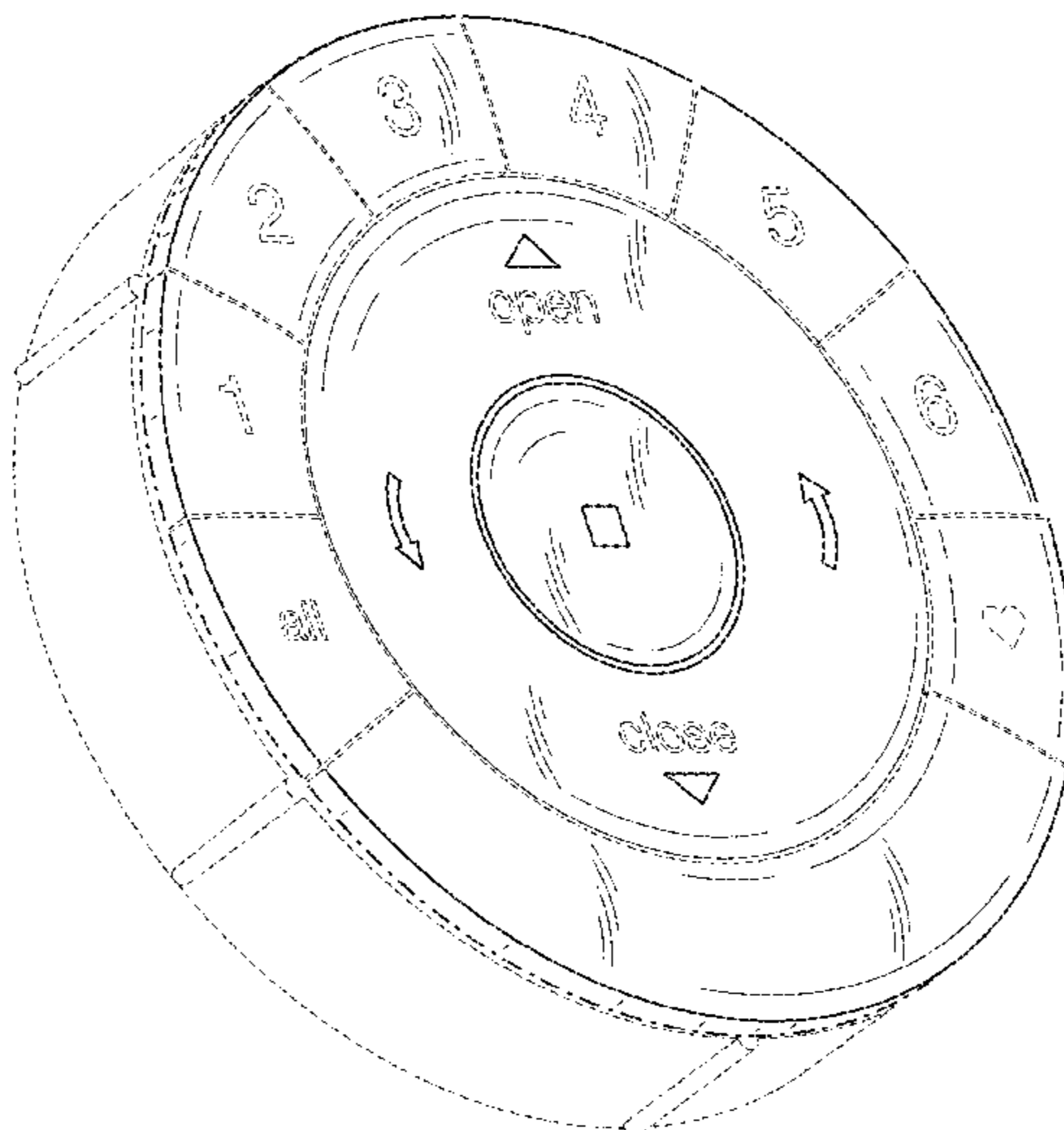
(56) **References Cited**

**U.S. PATENT DOCUMENTS**

D253,786 S 12/1979 Montague

D268,601 S 4/1983 Lee

**1 Claim, 5 Drawing Sheets**



(56)

References Cited

U.S. PATENT DOCUMENTS

D505,417 S 5/2005 Wang et al.  
 D526,973 S 8/2006 Gates et al.  
 7,140,551 B2 11/2006 De Pauw et al.  
 D542,234 S \* 5/2007 Shimizu ..... D13/168  
 D554,074 S \* 10/2007 Laurent ..... D13/164  
 D554,614 S \* 11/2007 Lin ..... D14/509  
 7,298,311 B2 11/2007 Hiromasa et al.  
 D596,622 S 7/2009 Lee  
 D598,003 S 8/2009 Park  
 D601,564 S 10/2009 Maeno  
 D602,915 S 10/2009 Song et al.  
 7,667,163 B2 2/2010 Ashworth et al.  
 D627,306 S 11/2010 Charleux  
 D632,262 S 2/2011 Feldstein et al.  
 D632,265 S 2/2011 Choi et al.  
 D636,380 S \* 4/2011 Valeur ..... D14/218  
 D639,784 S 6/2011 Murayama et al.  
 D660,732 S 5/2012 Bould et al.  
 8,188,842 B2 5/2012 Otsuka et al.  
 8,195,313 B1 6/2012 Fadell et al.  
 8,330,638 B2 12/2012 Altonen  
 D677,180 S 3/2013 Plitkins et al.  
 D695,273 S \* 12/2013 Siau ..... D14/218  
 D700,904 S \* 3/2014 Miller ..... D13/168  
 D704,177 S \* 5/2014 Chun ..... D14/240  
 D711,345 S 8/2014 Liu  
 D724,060 S \* 3/2015 Ahn ..... D14/218  
 D726,161 S 4/2015 Howard et al.  
 D729,773 S 5/2015 Salojärvi et al.  
 D738,858 S 9/2015 Tuhkanen

9,175,871 B2 11/2015 Gourlay et al.  
 D746,165 S 12/2015 Li  
 D746,166 S 12/2015 Li  
 9,222,693 B2 12/2015 Gourlay et al.  
 9,223,323 B2 12/2015 Matas et al.  
 9,298,196 B2 3/2016 Matsuoka et al.  
 D773,947 S \* 12/2016 Scarcella ..... D10/104.1  
 D784,259 S \* 4/2017 Huang ..... D13/108  
 D820,318 S \* 6/2018 Mullins ..... D14/496  
 D834,560 S \* 11/2018 Hardi ..... D14/218  
 D858,463 S \* 9/2019 Nien ..... D13/168  
 D879,053 S \* 3/2020 Yu ..... D13/168  
 2003/0122698 A1 \* 7/2003 Horie ..... H04N 21/42206  
 341/176  
 2007/0241929 A1 10/2007 Marchetto  
 2008/0016850 A1 1/2008 Shamis et al.  
 2008/0017269 A1 1/2008 Gudenburr et al.  
 2008/0247125 A1 10/2008 Davenport  
 2009/0012190 A1 1/2009 Klaehn et al.  
 2009/0033693 A1 2/2009 Tanaka  
 2009/0121905 A1 5/2009 Griffin, Jr.  
 2017/0204567 A1 7/2017 Yu et al.

FOREIGN PATENT DOCUMENTS

EM DM/073527 4/2010  
 EM DM/073994 6/2010  
 EM 002190496-0001 2/2013  
 EM 003640630-0001 1/2017  
 EM 004185502-0001 9/2017  
 EP 0458480 A2 11/1991

\* cited by examiner

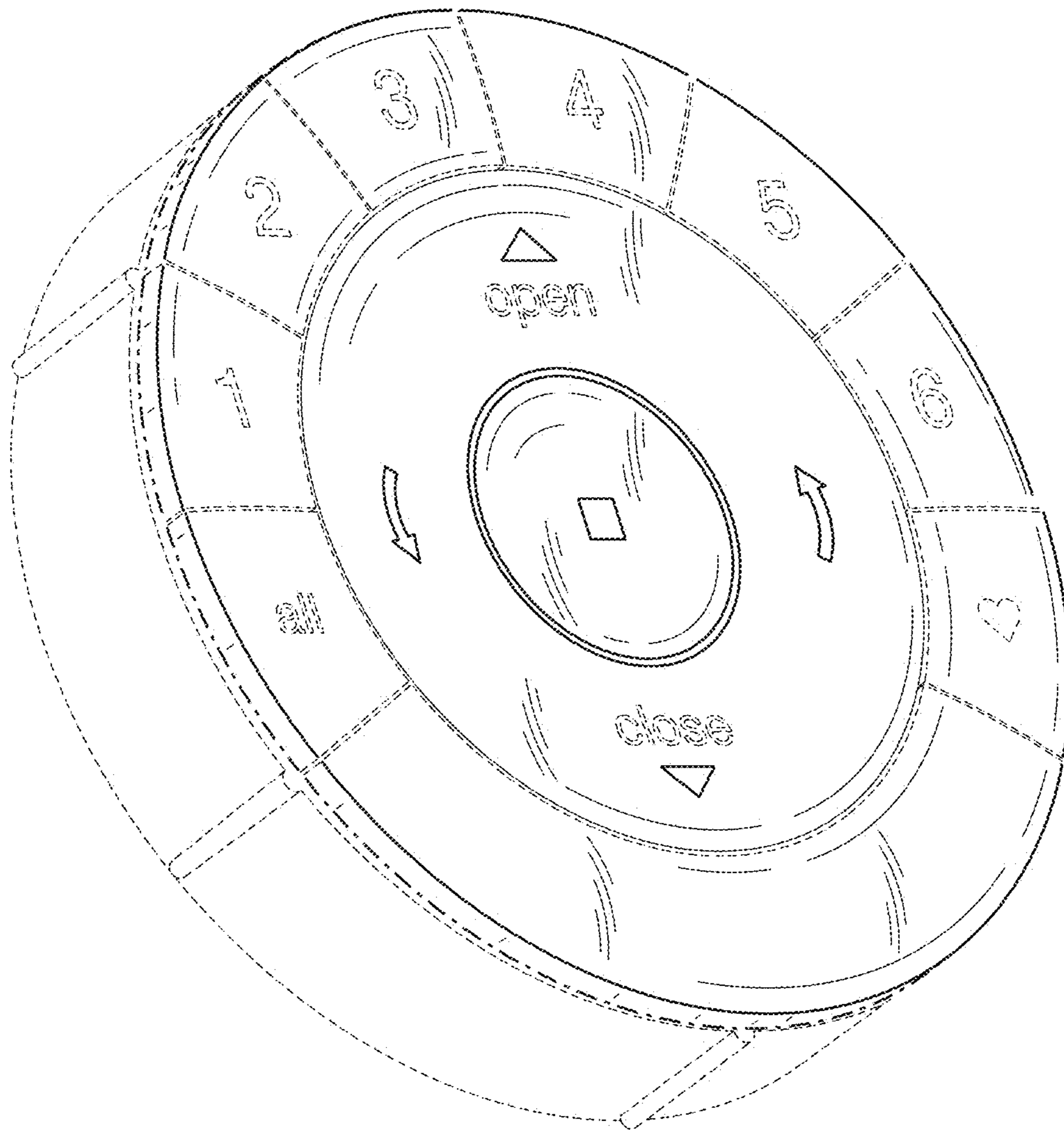


FIG. 1

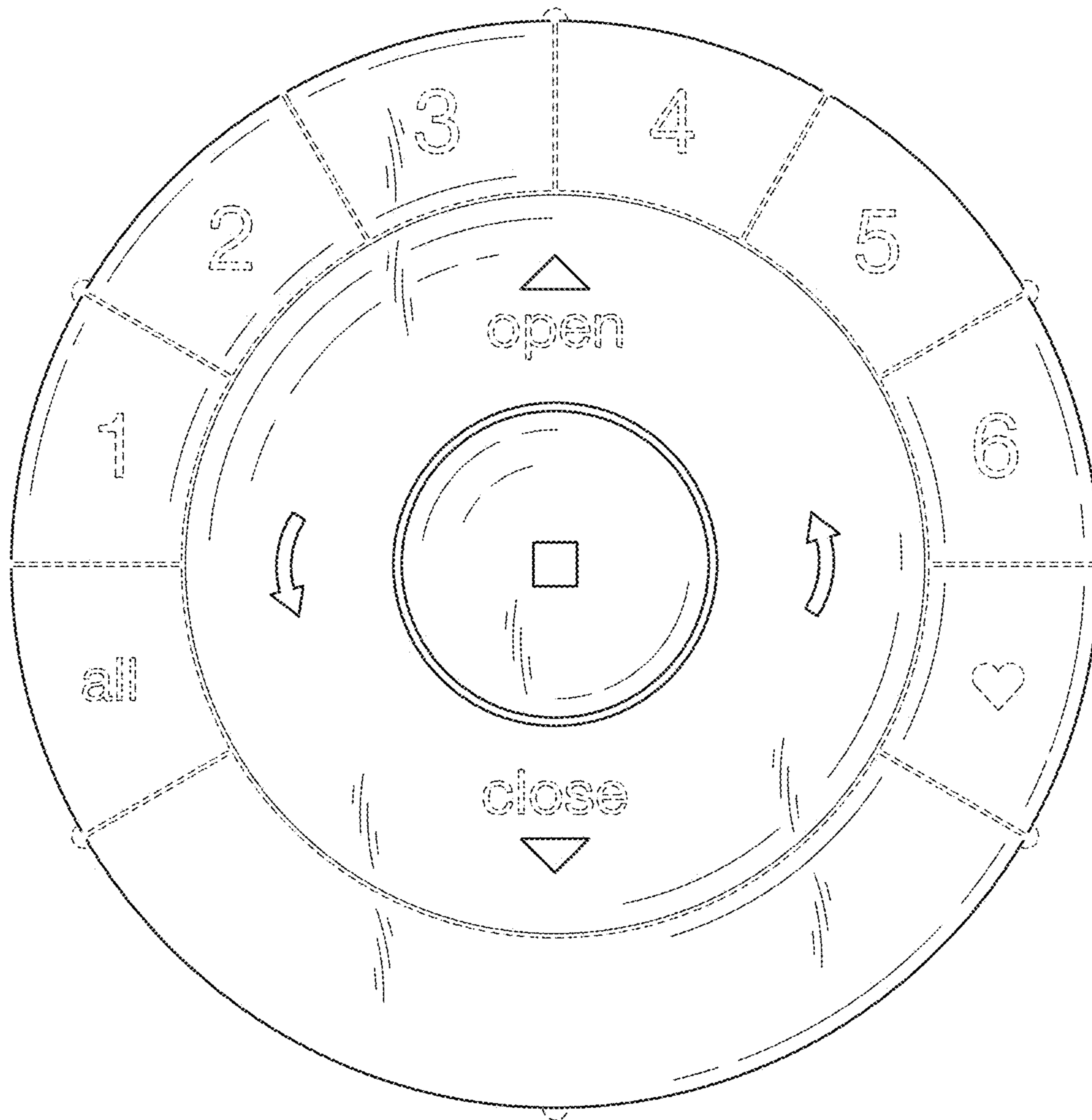


FIG. 2

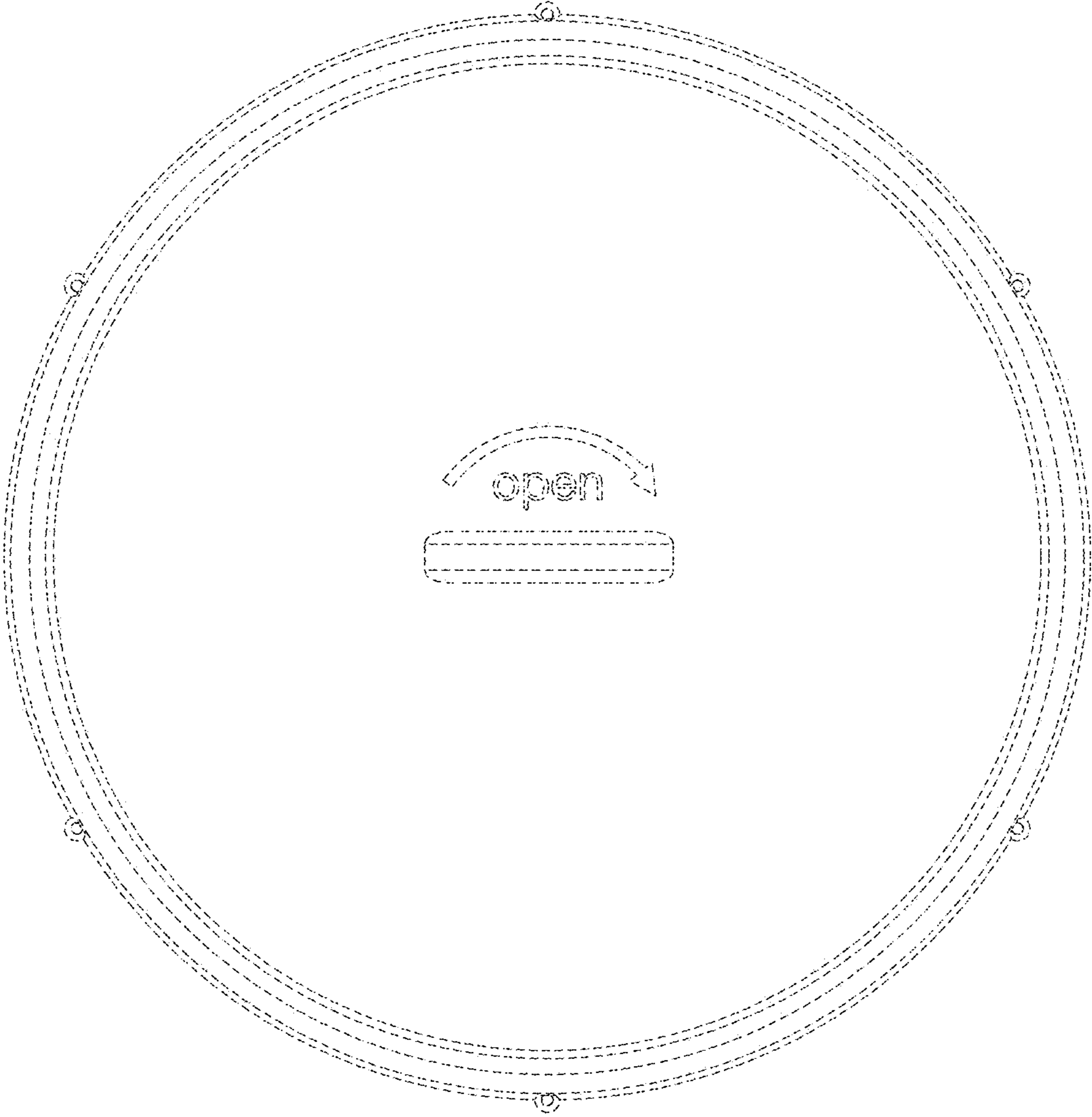


FIG. 3




FIG. 4

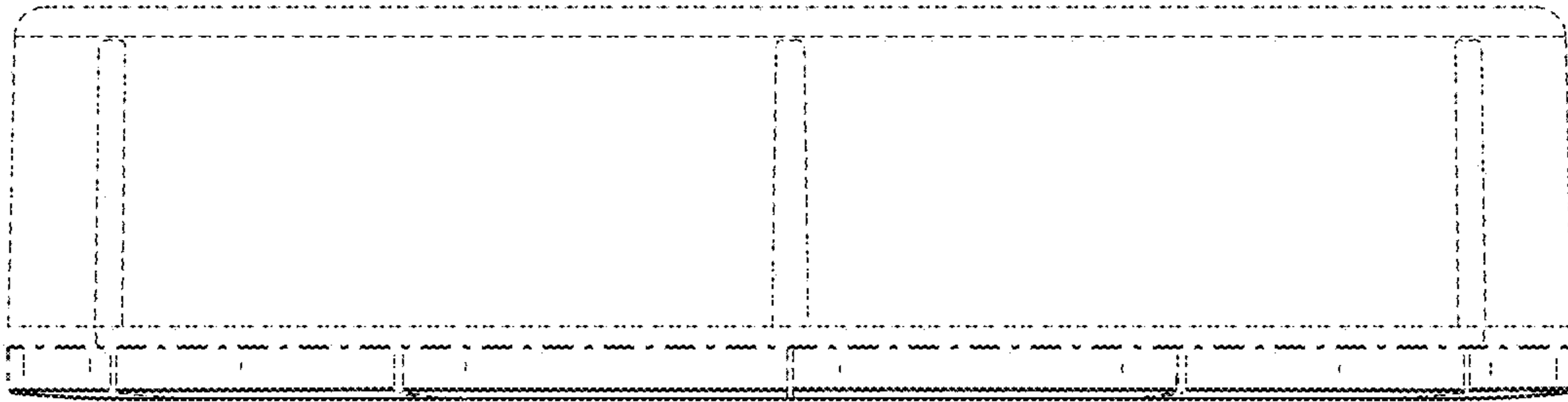


FIG. 5

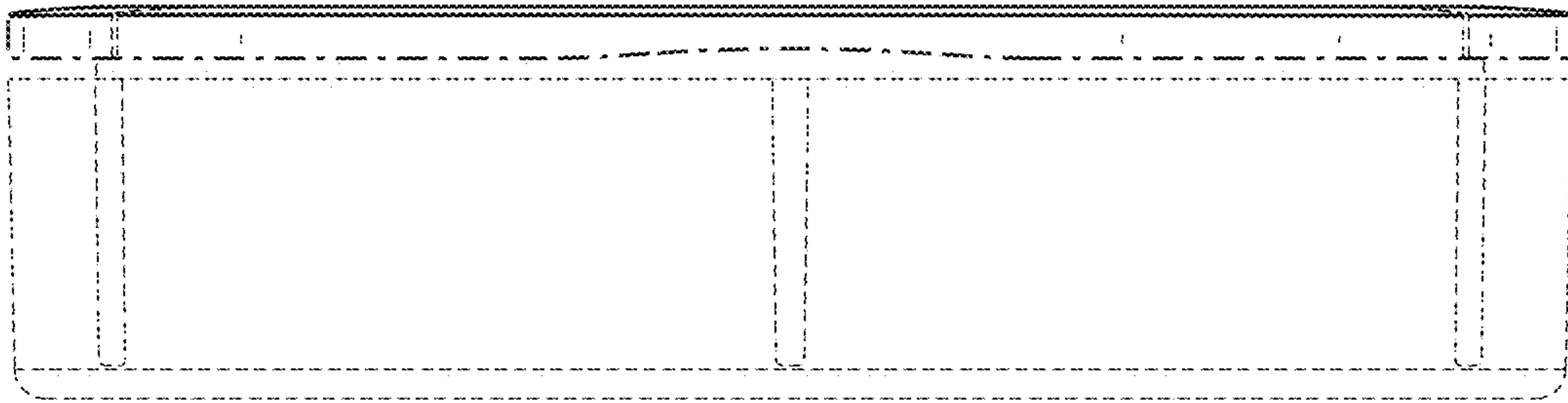


FIG. 6