



US00D910589S

(12) **United States Design Patent**
Taniguchi et al.

(10) **Patent No.:** **US D910,589 S**

(45) **Date of Patent:** **** Feb. 16, 2021**

(54) **TELEPHONE**

- (71) Applicant: **NEC Platforms, Ltd.**, Kawasaki (JP)
- (72) Inventors: **Eiichi Taniguchi**, Kawasaki (JP);
Wataru Kuwajima, Kawasaki (JP);
Eiji Hikino, Kawasaki (JP); **Yuichiro Shibata**, Kawasaki (JP); **Masaki Kobayashi**, Kawasaki (JP); **Masaru Kunii**, Kawasaki (JP); **Chiaki Terao**, Kawasaki (JP); **Hidekazu Kurachi**, Kawasaki (JP); **Kyota Kubo**, Kawasaki (JP); **Hiroyuki Oiwake**, Kawasaki (JP); **Seitaro Hirano**, Kawasaki (JP); **Masakatsu Takizawa**, Kawasaki (JP); **Jin Sakai**, Kawasaki (JP); **Takayuki Yoshimoto**, Yokohama (JP)
- (73) Assignee: **NEC PLATFORMS, LTD.**, Kawasaki (JP)

(**) Term: **15 Years**

(21) Appl. No.: **29/707,348**

(22) Filed: **Sep. 27, 2019**

(30) **Foreign Application Priority Data**

Mar. 29, 2019 (JP) 2019-006870

(51) **LOC (13) Cl.** **14-03**

(52) **U.S. Cl.**
USPC **D14/151**

(58) **Field of Classification Search**
USPC ... D14/140, 140.1, 140.7, 140.8, 141.2, 142,
D14/144, 147, 148, 149, 150, 151, 158,
(Continued)

(56) **References Cited**

U.S. PATENT DOCUMENTS

- D299,030 S * 12/1988 Menn D14/151
 - D332,263 S * 1/1993 Taniguchi D14/151
- (Continued)

FOREIGN PATENT DOCUMENTS

- CN D303591157 S 2/2016
- JP 1193773 S 1/2003

(Continued)

OTHER PUBLICATIONS

Telephones. (Design—© Questel) orbit.com. [online PDF] 121 pgs. Print Dates Range Oct. 22, 2007 through Mar. 27, 2020 [Oct. 20, 2020] <https://www.orbit.com/export/QPTUJ214/pdf2/55b4f03a-b405-4578-bf91-8f336a7f3909-223348.pdf>.*

(Continued)

Primary Examiner — Marie D. Fast Horse
(74) *Attorney, Agent, or Firm* — Buchanan Ingersoll & Rooney PC

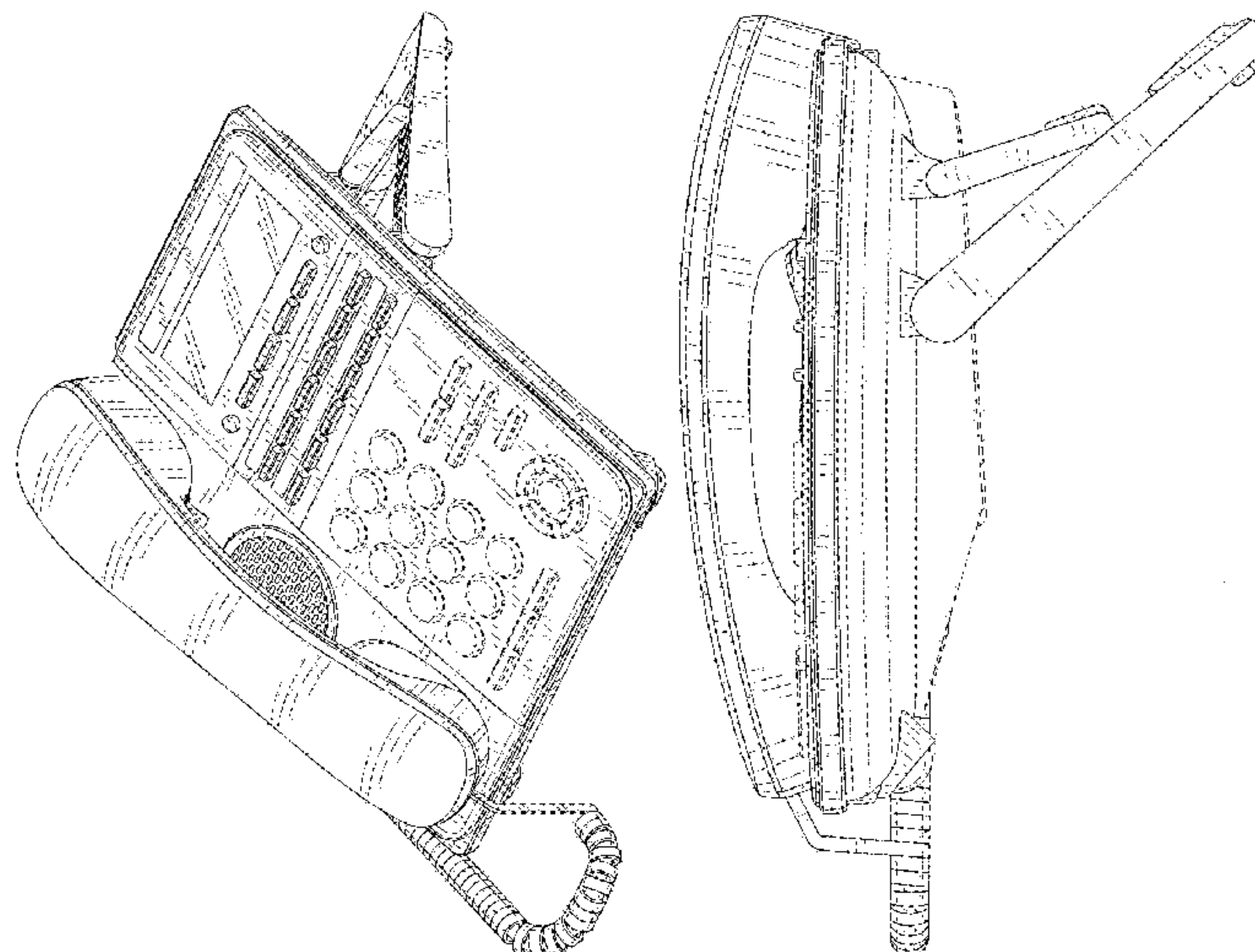
(57) **CLAIM**

The ornamental design for a telephone, as shown and described.

DESCRIPTION

FIG. 1 is a reduced-scale perspective view of a telephone showing our new design;
FIG. 2 is a front elevational view thereof;
FIG. 3 is a rear elevational view thereof;
FIG. 4 is a left side view thereof;
FIG. 5 is a right side view thereof;
FIG. 6 is a top plan view thereof;
FIG. 7 is a bottom plan view thereof; and,
FIG. 8 is another reduced-scale front elevational view thereof, showing a state in which the receiver is detached from a main body.
The broken lines in the drawings depict portions of the telephone that form no part of the claimed design.

1 Claim, 8 Drawing Sheets



(58) **Field of Classification Search**

USPC D14/159, 188, 217, 240, 243, 247, 248,
D14/251, 299, 329, 462, 467, 471, 130,
D14/403, 338; D21/517; D24/165
CPC H04M 1/00; H04M 1/003; H04M 1/02;
H04M 1/0289; H04M 1/0297; H04M
1/0214; H04M 1/03; H04M 1/23; H04M
1/253; H04M 1/2535; H04M 7/006
See application file for complete search history.

(56) **References Cited**

U.S. PATENT DOCUMENTS

D345,972 S * 4/1994 Grewe D14/130
D368,091 S * 3/1996 Yoshihiko D14/151
D374,667 S * 10/1996 Elkins D14/151
D375,095 S * 10/1996 Hillenmayer D14/151
D387,056 S * 12/1997 Yoneyama D14/151
D405,447 S * 2/1999 Landry D14/151
D410,005 S * 5/1999 Landry D14/151
D410,648 S * 6/1999 Zeitman D14/151
D412,171 S * 7/1999 Girardi D14/151
D427,985 S * 7/2000 Takayama D14/130
6,088,447 A * 7/2000 Aggus H04M 1/0295
379/428.03
D451,486 S * 12/2001 Sekiguchi D14/151
D481,701 S * 11/2003 Kamezawa D14/151
D482,342 S * 11/2003 Weidinger D14/151
D489,700 S * 5/2004 Hillenmayer D14/151
D490,393 S * 5/2004 Taniguchi D14/151
D490,394 S * 5/2004 Taniguchi D14/151
D499,079 S * 11/2004 Abe D14/151
D499,713 S * 12/2004 Shibata D14/151
D512,705 S * 12/2005 Bhavnani D14/151
D513,412 S * 1/2006 Kodera D14/151
D515,063 S * 2/2006 Yanagisawa D14/151
D520,983 S * 5/2006 Siebke D14/144
D531,979 S * 11/2006 Pettit D14/151
D535,277 S * 1/2007 Mamizuka D14/151
D537,065 S * 2/2007 Chen D14/151
D551,203 S * 9/2007 Abe D14/151
D558,180 S * 12/2007 Daly D14/151
D558,727 S * 1/2008 Daly D14/149
D558,729 S * 1/2008 Daly D14/151
D558,730 S * 1/2008 Nakashima D14/151
D565,020 S * 3/2008 Daly D14/149
D596,612 S * 7/2009 Akatsu D14/151
D596,613 S * 7/2009 Akatsu D14/151
D597,060 S * 7/2009 Akatsu D14/151
D597,061 S * 7/2009 Akatsu D14/151
D600,670 S * 9/2009 Akatsu D14/151
D600,671 S * 9/2009 Akatsu D14/151

D601,118 S * 9/2009 Akatsu D14/151
D601,119 S * 9/2009 Akatsu D14/151
D621,381 S * 8/2010 Akatsu D14/140
8,027,463 B2 * 9/2011 Toh H04M 1/02
379/428.01
D664,519 S * 7/2012 Akatsu D14/142
D664,520 S * 7/2012 Shadovitz D14/150
D676,411 S * 2/2013 Taniguchi D14/151
D709,852 S * 7/2014 Yoshida D14/151
D723,502 S * 3/2015 Chun D14/151
D740,779 S * 10/2015 Matsuura D14/151
D740,780 S * 10/2015 Matsuura et al.
D782,994 S * 4/2017 Schwarz D14/151
D788,737 S * 6/2017 Takei D14/151
D829,189 S * 9/2018 Su D14/151
D829,683 S * 10/2018 Su D14/151
D835,060 S * 12/2018 Peng D14/151
D843,965 S * 3/2019 Su D14/151
D848,391 S * 5/2019 Li D14/151
D851,617 S * 6/2019 Rodriguez D14/151
D853,981 S * 7/2019 Nakano D14/151
D864,143 S * 10/2019 Katori D14/151
D877,711 S * 3/2020 Taniguchi D14/151
D891,388 S * 7/2020 Zhang D14/151
D891,389 S * 7/2020 Zhang D14/151
2009/0309002 A1 * 12/2009 Shimotoso H04M 1/0297
248/397
2014/0064477 A1 * 3/2014 Chiang H04M 1/06
379/436

FOREIGN PATENT DOCUMENTS

JP 1536215 S 4/2015
JP D1615548 S 10/2018
TW D166135 S 2/2015

OTHER PUBLICATIONS

Notice of Allowance, Design Application No. 2019-006870, dated Aug. 30, 2019, with English translation, 4 pages.
Netcommunity System, @GX Type-S, p. 5, (Publicly Known Material No. HC16019402 edited by Design Division of Japan Patent Office), 2 pages.
Design U.S. Appl. No. 29/707,306, filed Sep. 27, 2019, entitled Telephone; Taniguchi et al.
Design U.S. Appl. No. 29/707,379, filed Sep. 27, 2019, entitled Telephone; Taniguchi et al.
Notice of Allowance issued on Jan. 13, 2020, by the Taiwan Patent Office in corresponding Taiwan Patent Application No. 108305996. (3 pages).

* cited by examiner

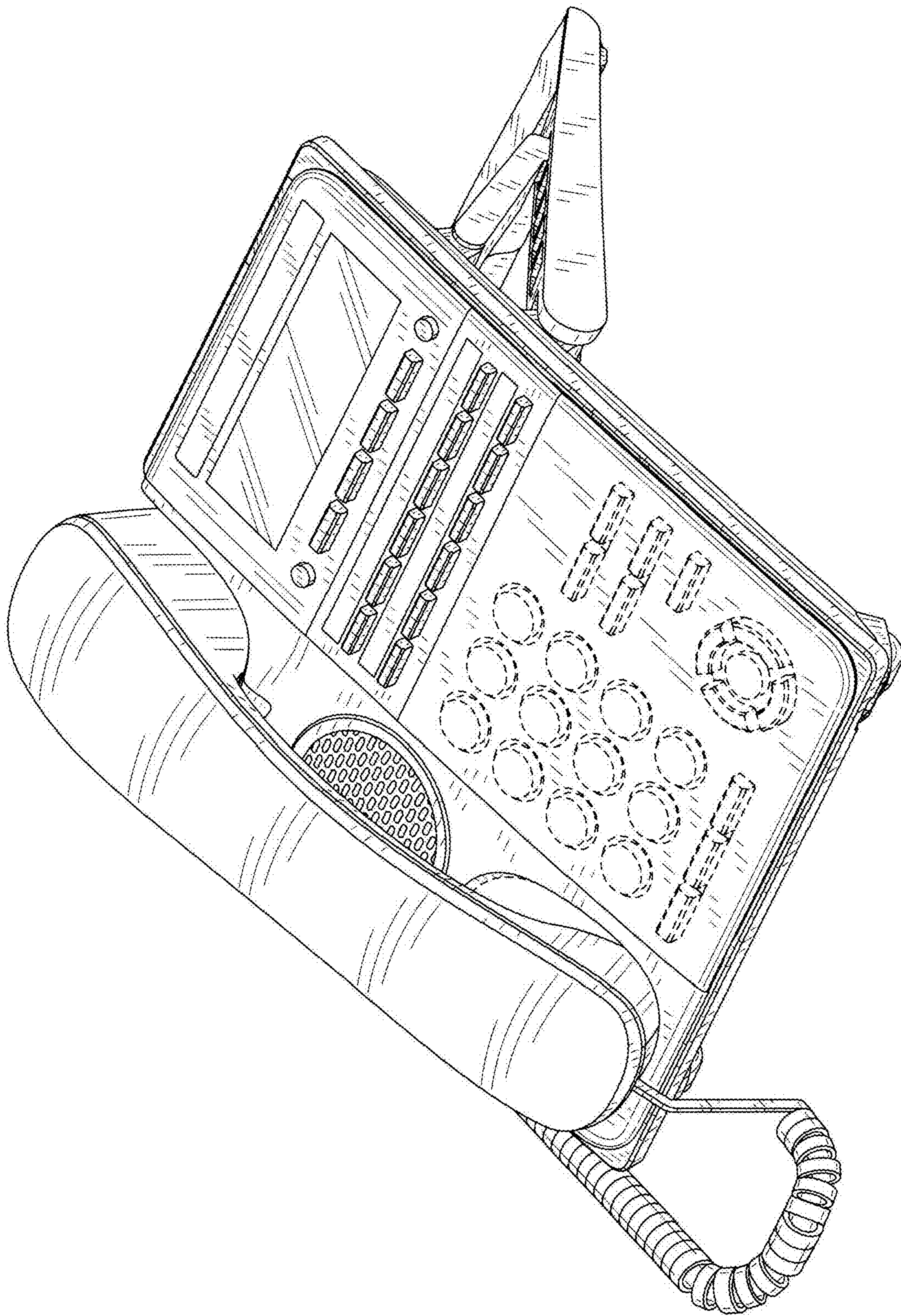


FIG. 1

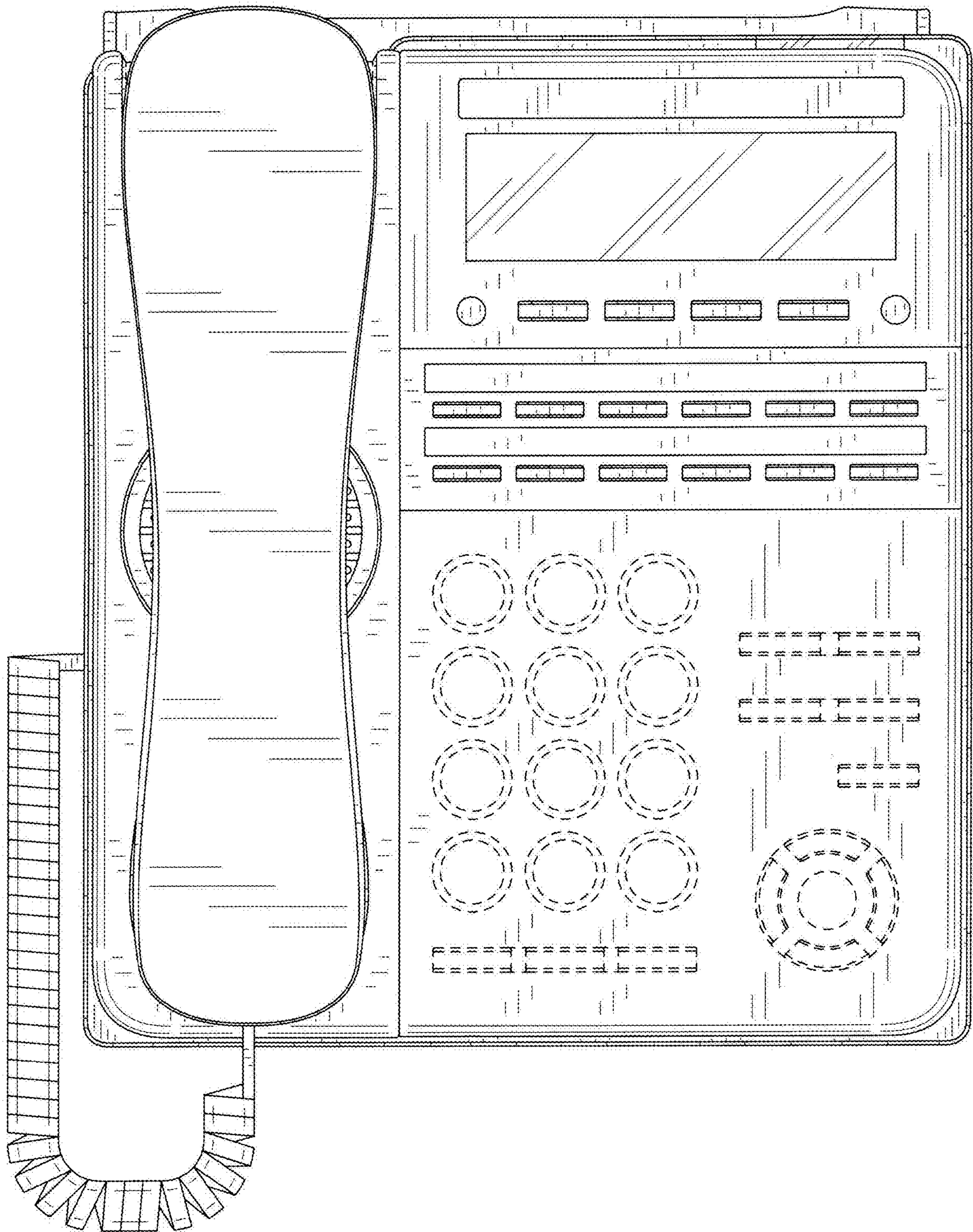


FIG. 2

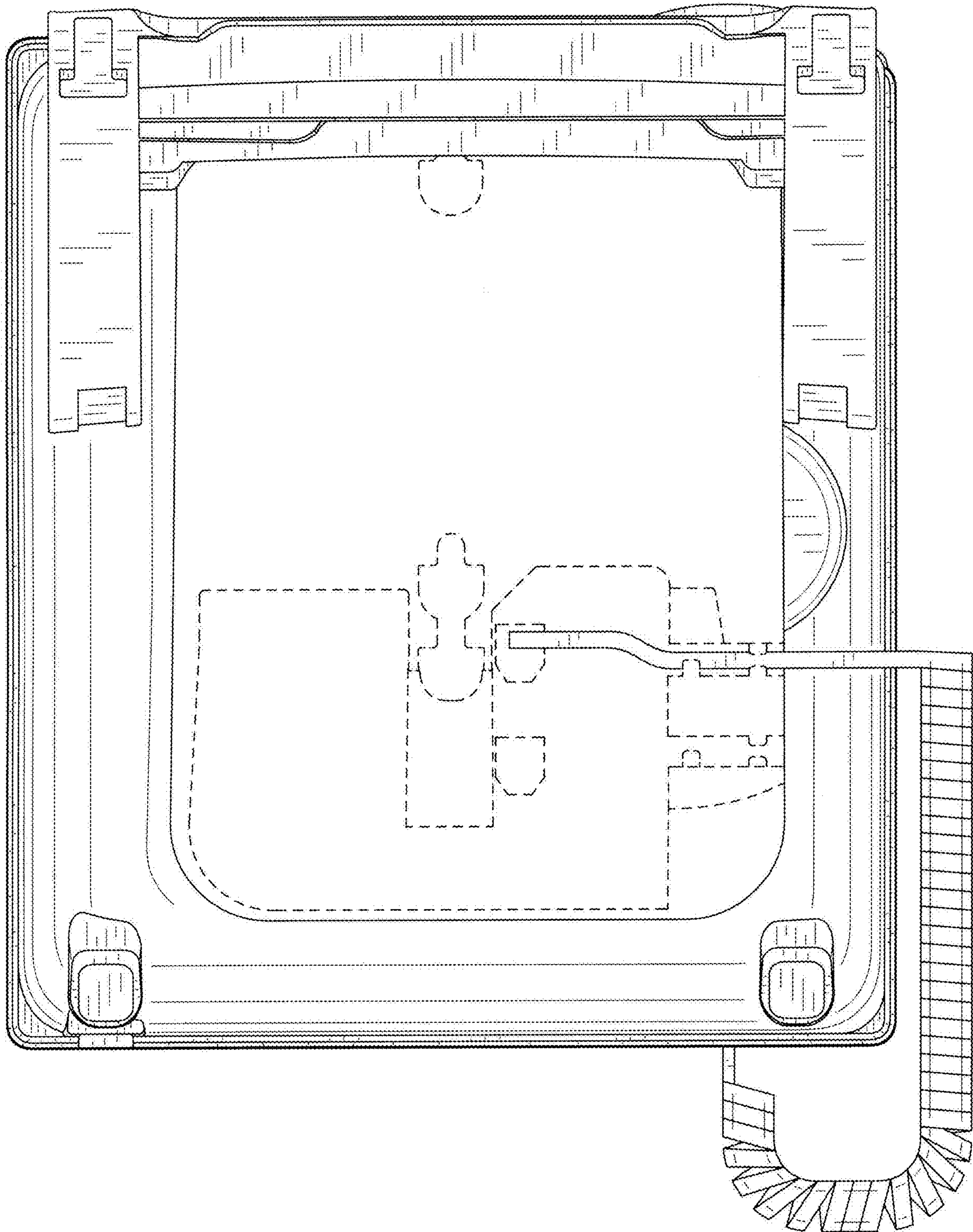


FIG. 3

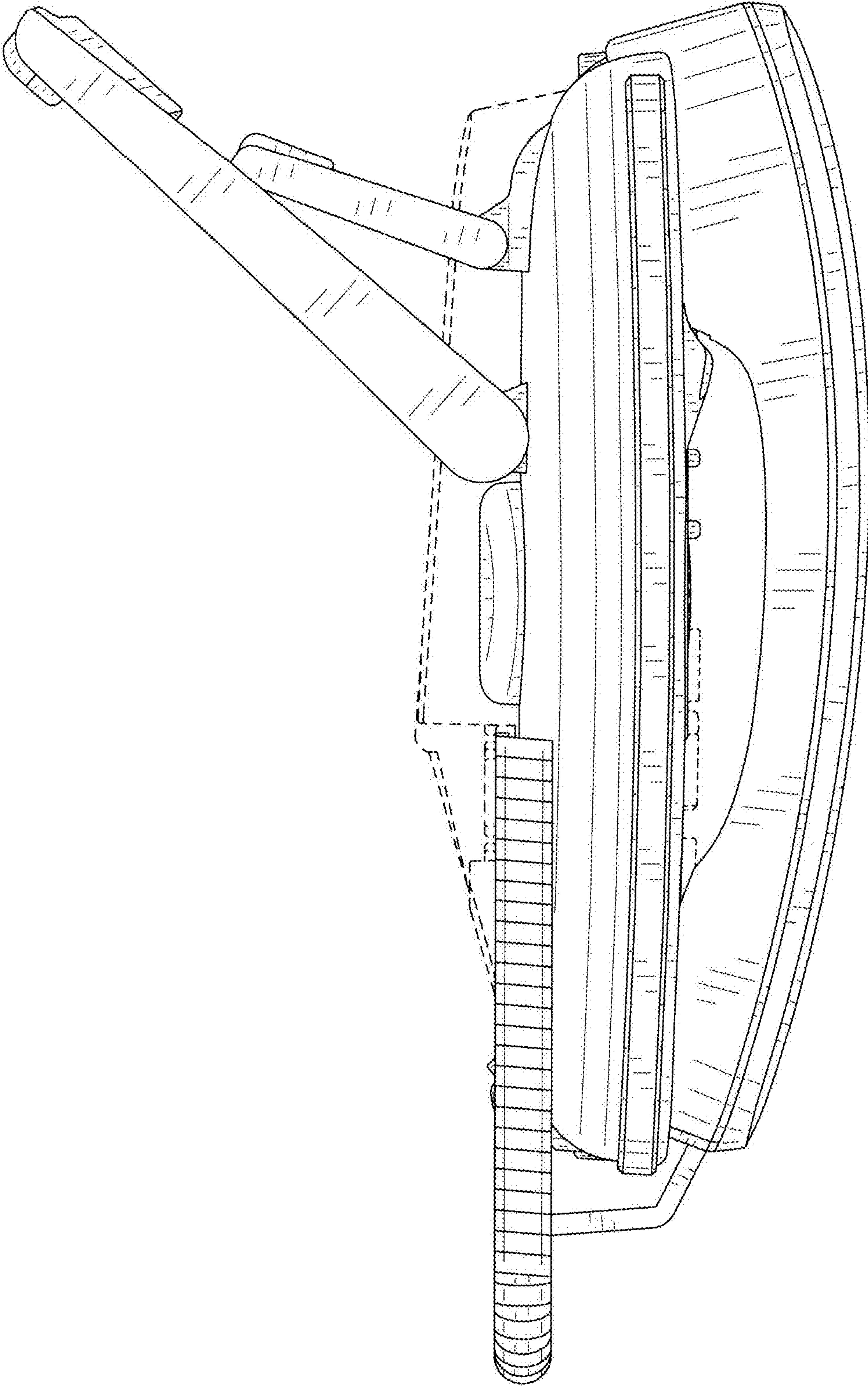


FIG. 4

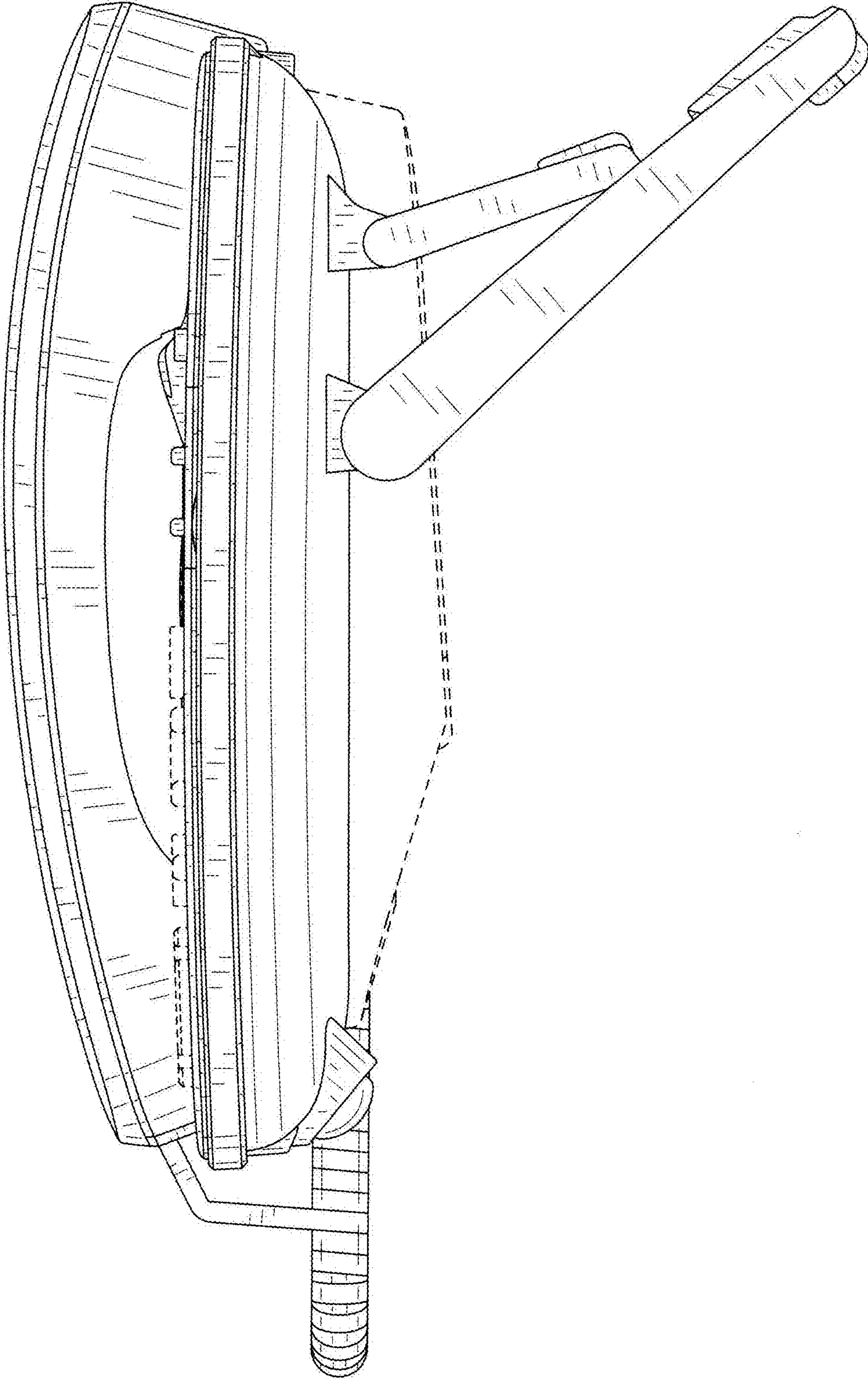


FIG. 5

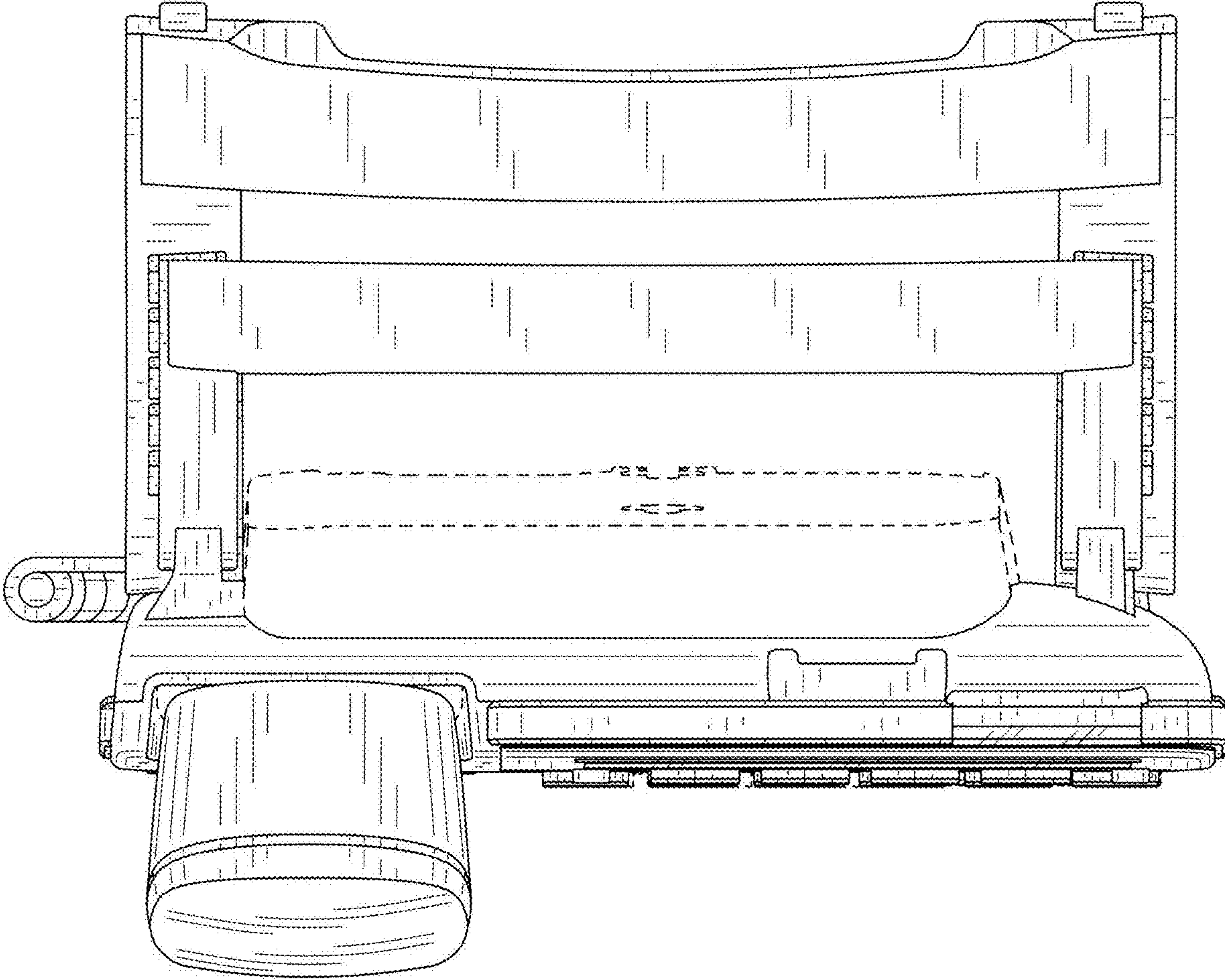


FIG. 6

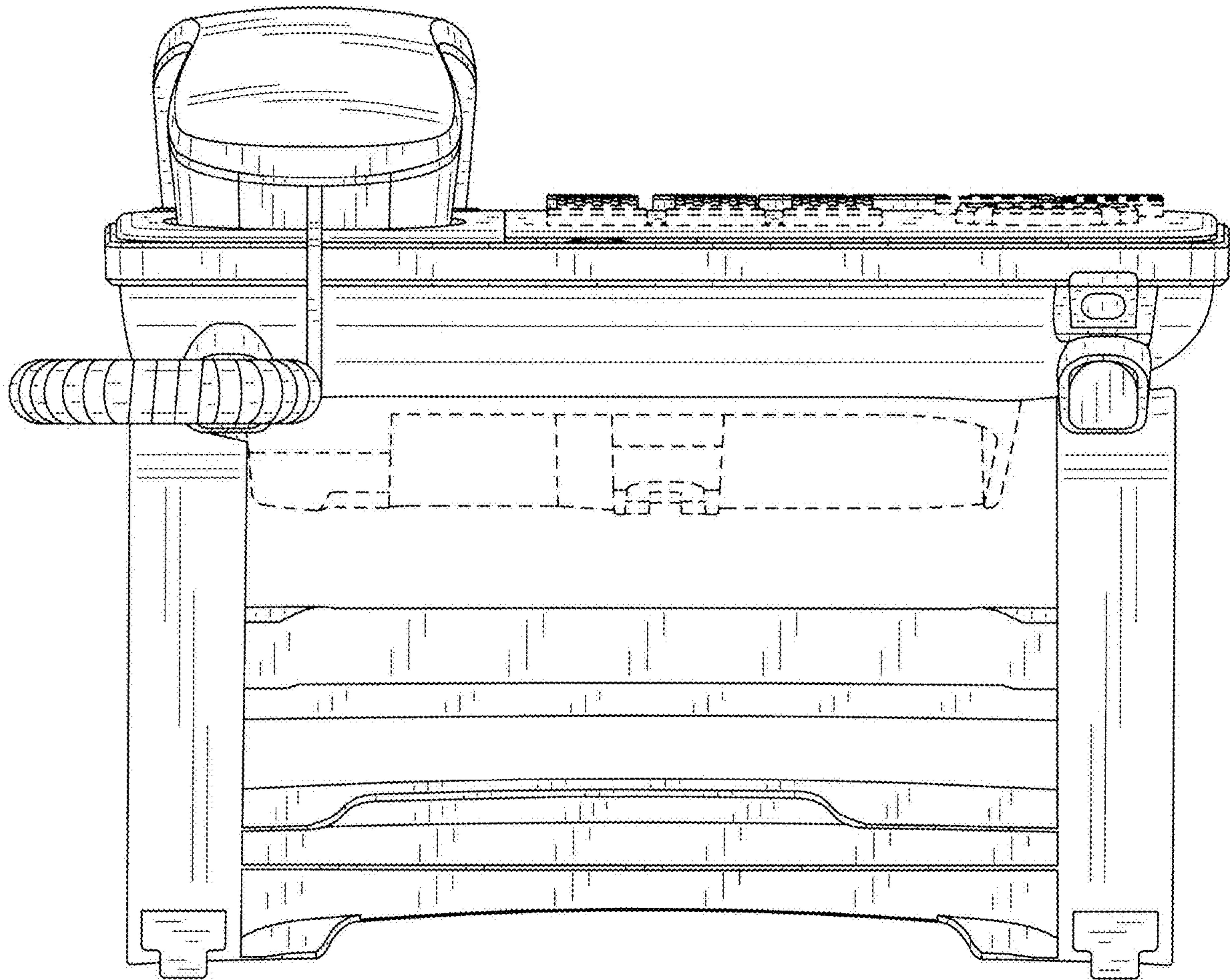


FIG. 7

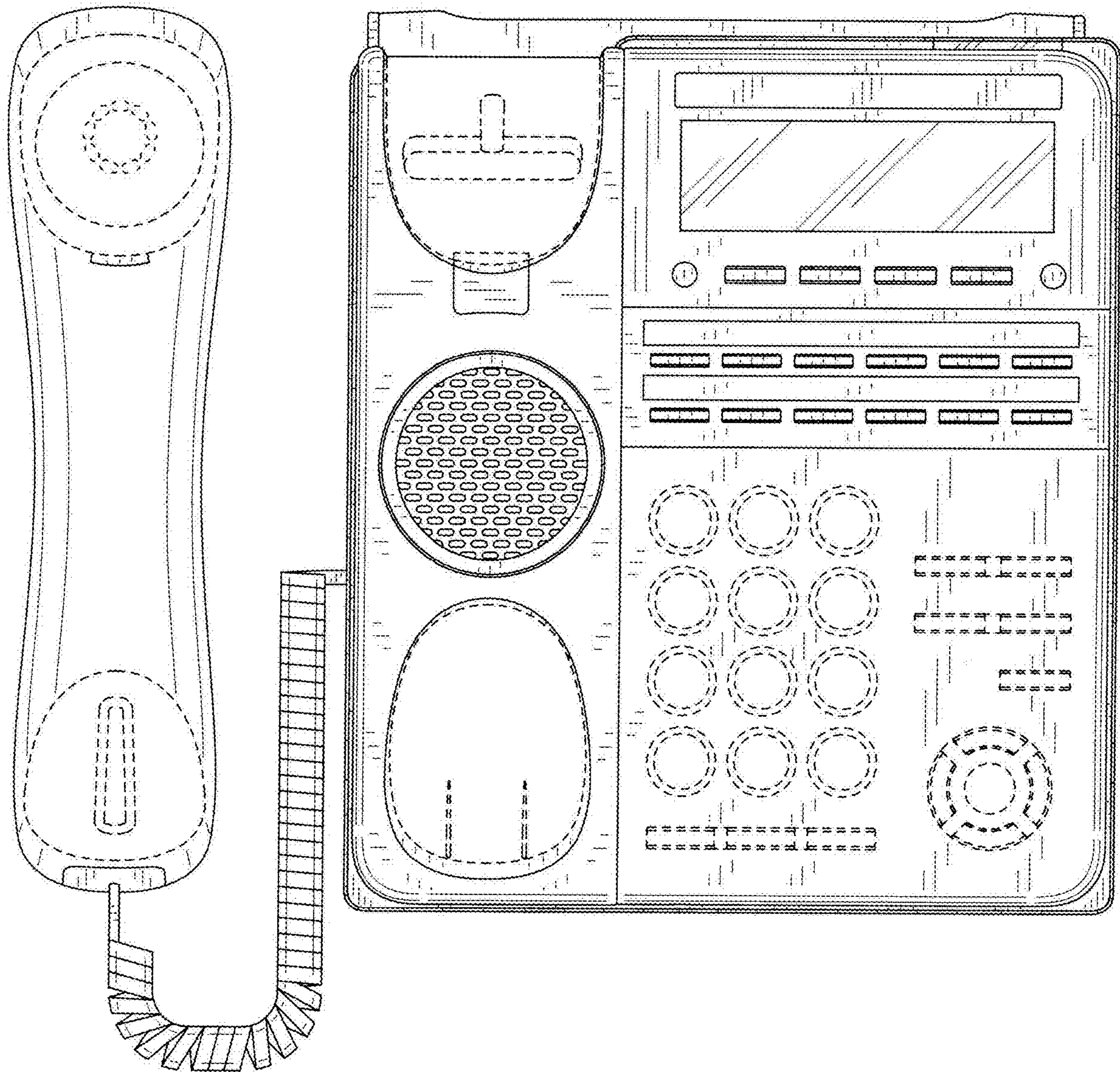


FIG. 8