



US00D910583S

(12) **United States Design Patent**
Migliorino et al.

(10) **Patent No.:** **US D910,583 S**

(45) **Date of Patent:** **** Feb. 16, 2021**

- (54) **HEAT SINK**
- (71) Applicant: **Veea Inc.**, Iselin, NJ (US)
- (72) Inventors: **Bob Migliorino**, Iselin, NJ (US);
Michael Liccone, Iselin, NJ (US);
Shaun Greaney, Iselin, NJ (US); **Dave Doyle**, Iselin, NJ (US); **Michael Mirabella**, Iselin, NJ (US); **Perry Wintner**, Iselin, NJ (US); **Theodore Lubbe**, Iselin, NJ (US)
- (73) Assignee: **VEEA INC.**, New York, NY (US)
- (**) Term: **15 Years**
- (21) Appl. No.: **29/722,415**
- (22) Filed: **Jan. 29, 2020**
- (51) **LOC (13) Cl.** **13-03**
- (52) **U.S. Cl.**
USPC **D13/179**
- (58) **Field of Classification Search**
USPC D14/238; D13/179, 122, 182; D8/349,
D8/354
CPC H01L 2924/00; H01L 23/367; H01L
23/3672; H01L 23/3677
See application file for complete search history.

- D593,512 S * 6/2009 Lin D13/179
- 7,567,438 B1 * 7/2009 Barsun H01L 23/4006
361/709
- 7,576,989 B2 * 8/2009 Li H01L 23/4093
165/185
- D603,810 S * 11/2009 Yang D13/179
- D642,137 S * 7/2011 Yu D13/179
- D642,138 S * 7/2011 Yu D13/179
- D642,139 S * 7/2011 Yu D13/179
- D642,993 S * 8/2011 Yu D13/179
- D644,616 S * 9/2011 Yu D13/179
- 8,348,570 B2 * 1/2013 Ye H01L 23/4006
411/383
- D706,973 S * 6/2014 Shih D26/113
- 9,543,226 B1 * 1/2017 Nuttall H01L 23/373

(Continued)

Primary Examiner — Keli L Hill
Assistant Examiner — Harold E Blackwell, II
 (74) *Attorney, Agent, or Firm* — The Marbury Law Group, PLLC

(57) **CLAIM**

The ornamental design for a heat sink, as shown and described.

DESCRIPTION

FIG. 1 is a top/left side perspective view of the heat sink.
 FIG. 2 is a bottom/right side perspective view of the heat sink.
 FIG. 3 is a front view of the heat sink.
 FIG. 4 is a rear view of the heat sink.
 FIG. 5 is a right side view of the heat sink.
 FIG. 6 is a left side view of the heat sink.
 FIG. 7 is a top view of the heat sink; and,
 FIG. 8 is a bottom view of the heat sink.
 The dot dash dot lines immediately adjacent to the shaded areas represent bounds of the claimed design. The evenly spaced broken lines in FIGS. 1-8 represent portions of the heat sink that form no part of the claimed design.

1 Claim, 8 Drawing Sheets

(56) **References Cited**

U.S. PATENT DOCUMENTS

5,844,312 A * 12/1998 Hinshaw H01L 23/4093
257/718

6,075,703 A * 6/2000 Lee H01L 23/4093
174/16.3

D442,565 S * 5/2001 Chou D13/179

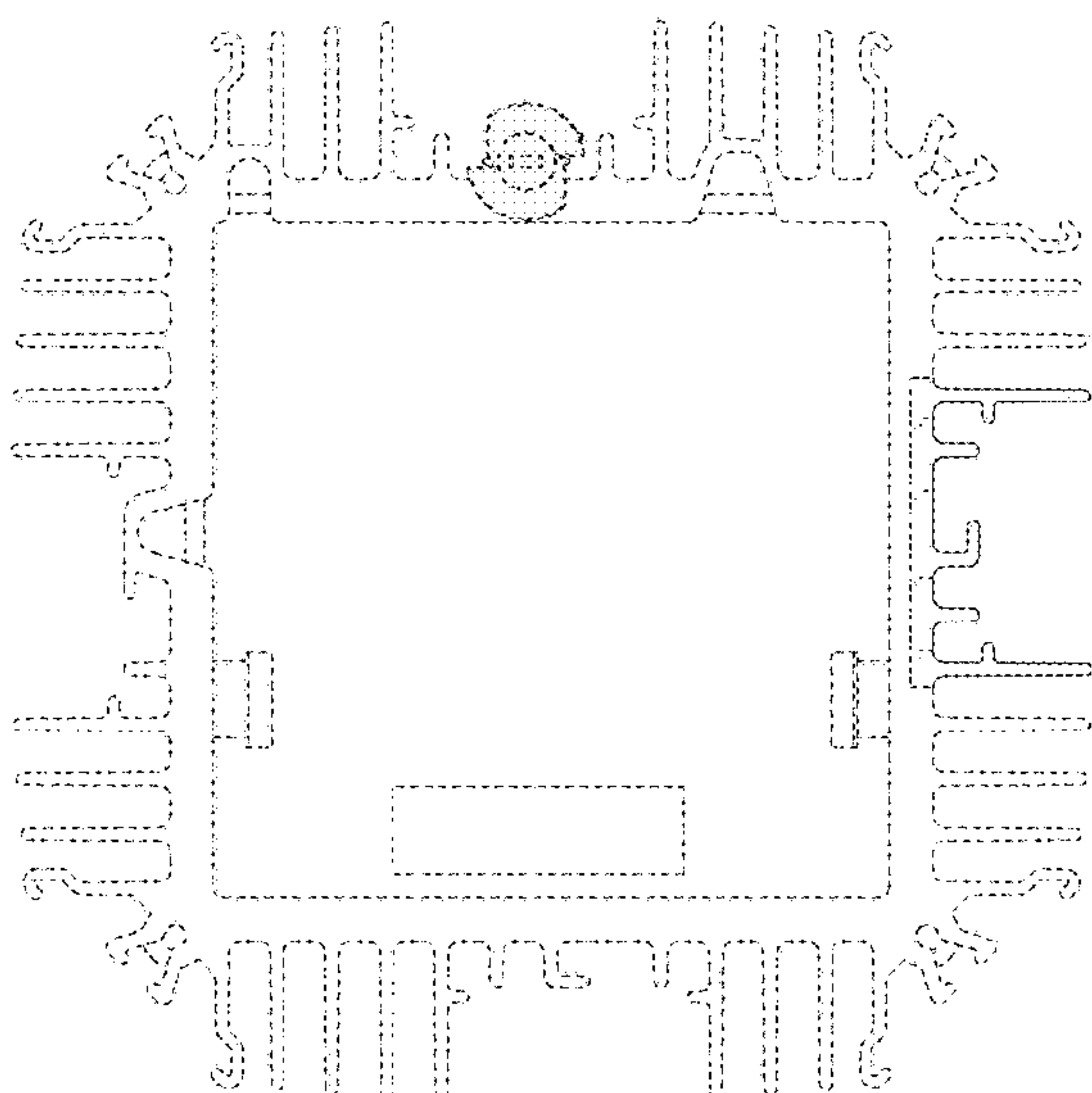
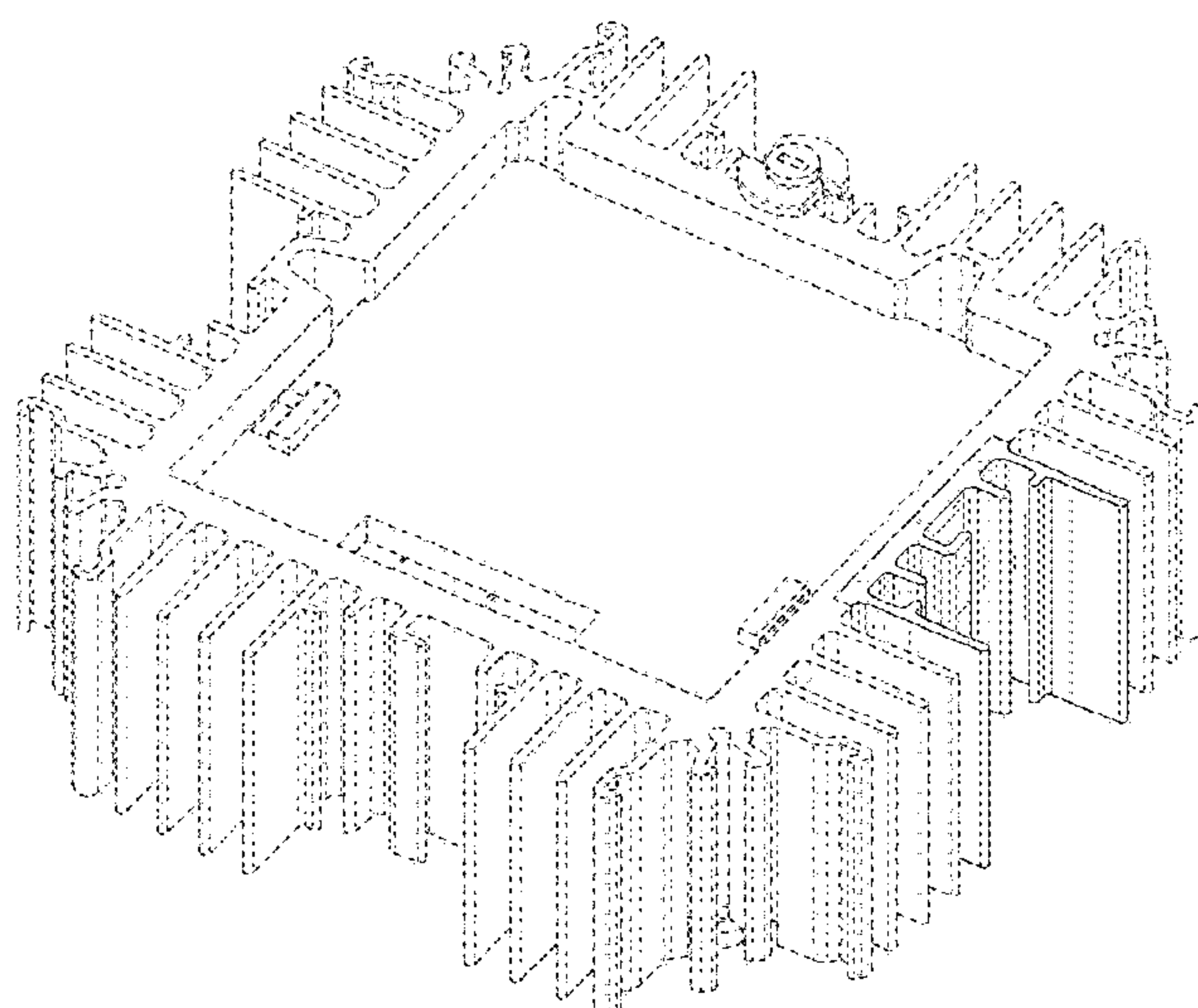
D442,566 S * 5/2001 Chou D13/179

D464,939 S * 10/2002 Chuang D13/179

D529,874 S * 10/2006 Ness D13/179

D531,138 S * 10/2006 Ness D13/179

7,430,122 B2 * 9/2008 Li H01L 23/4093
165/104.33



(56)

References Cited

U.S. PATENT DOCUMENTS

D786,202 S * 5/2017 Hadrinsky D13/179
D892,753 S * 8/2020 Hu D13/179
2005/0088823 A1* 4/2005 Kabadi C04B 38/0067
361/704
2009/0067133 A1* 3/2009 Li H01L 23/34
361/709
2014/0345844 A1* 11/2014 Chou H01L 23/467
165/185
2015/0144301 A1* 5/2015 Lin H01L 23/367
165/80.1

* cited by examiner

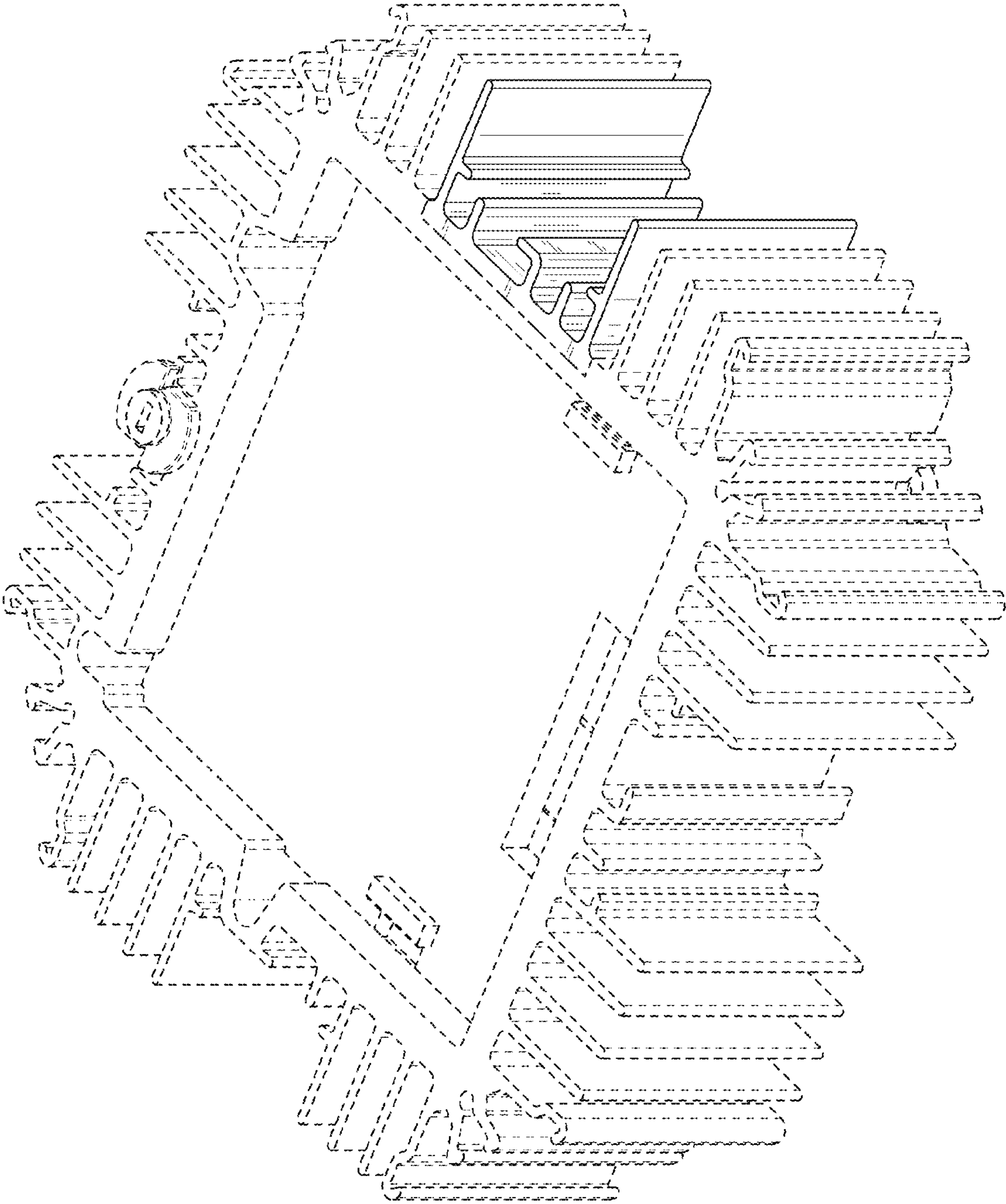


FIG. 1

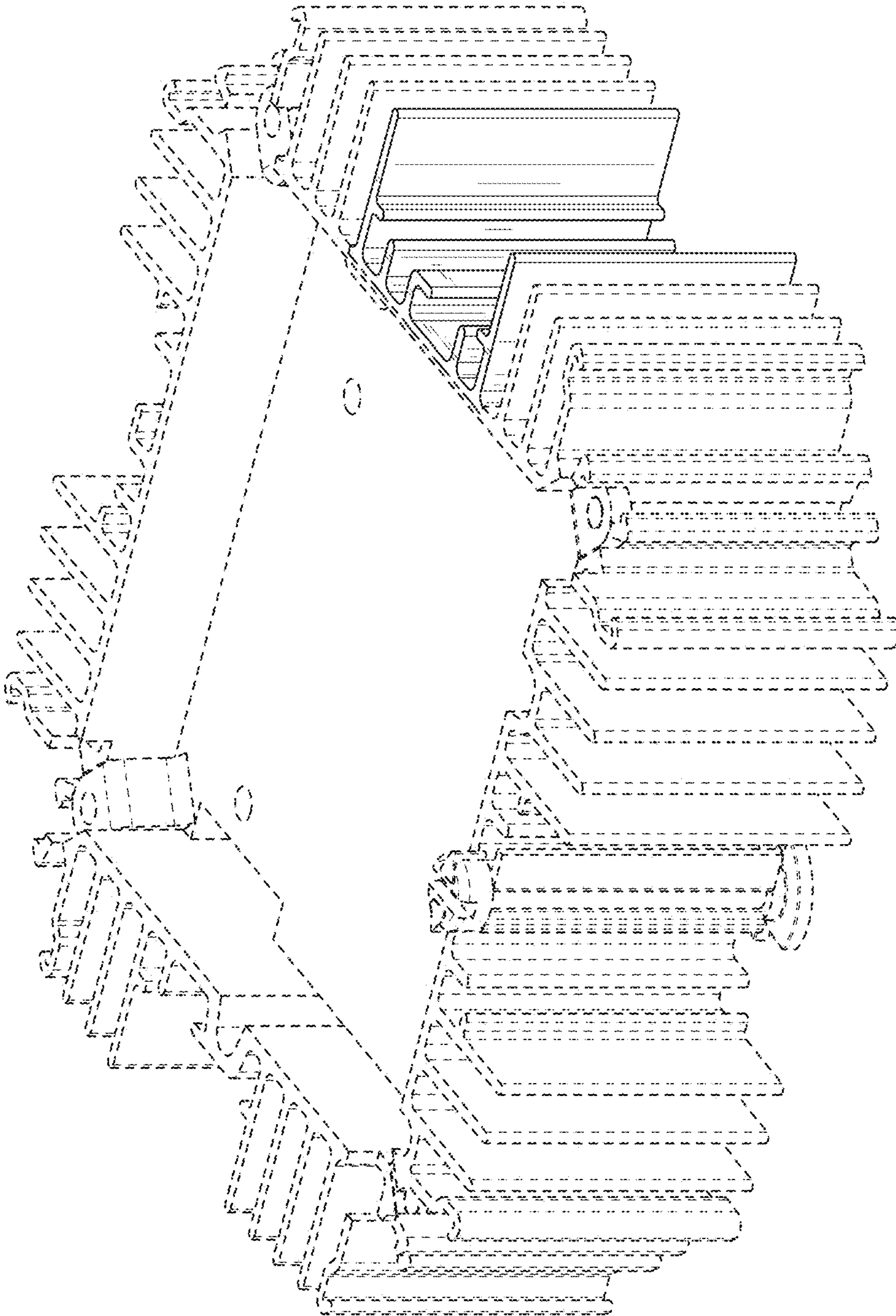


FIG. 2

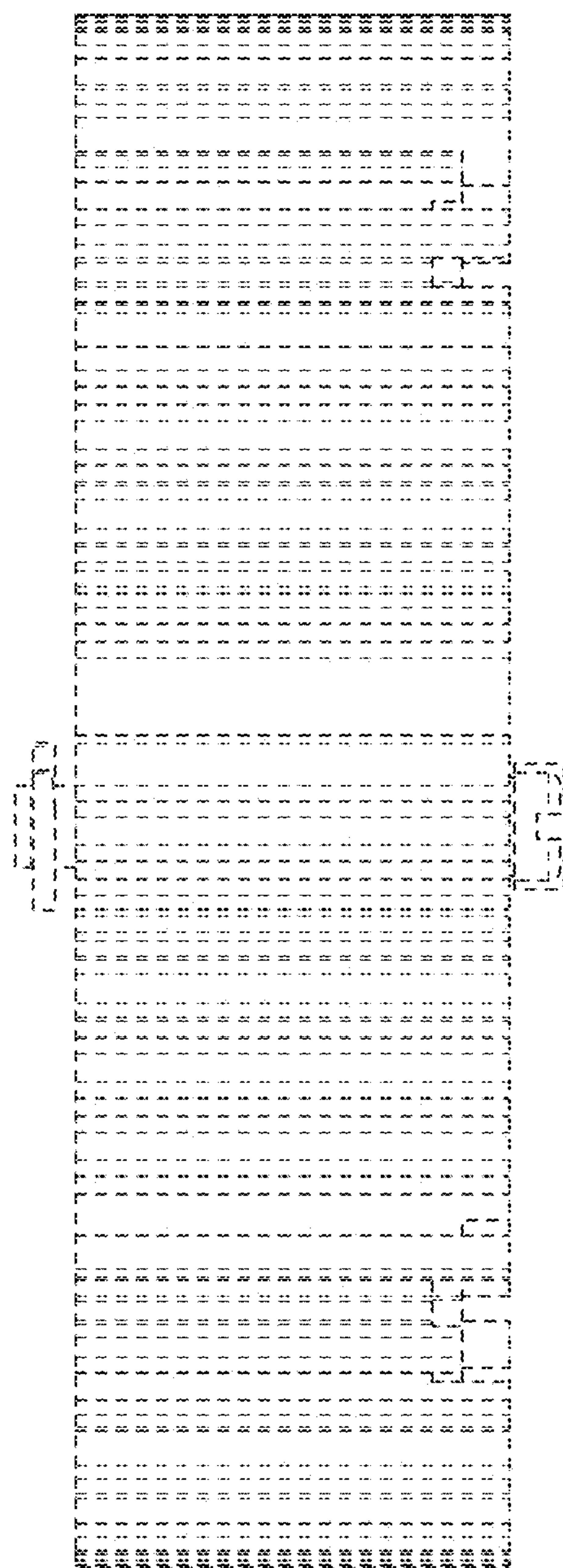


FIG. 3

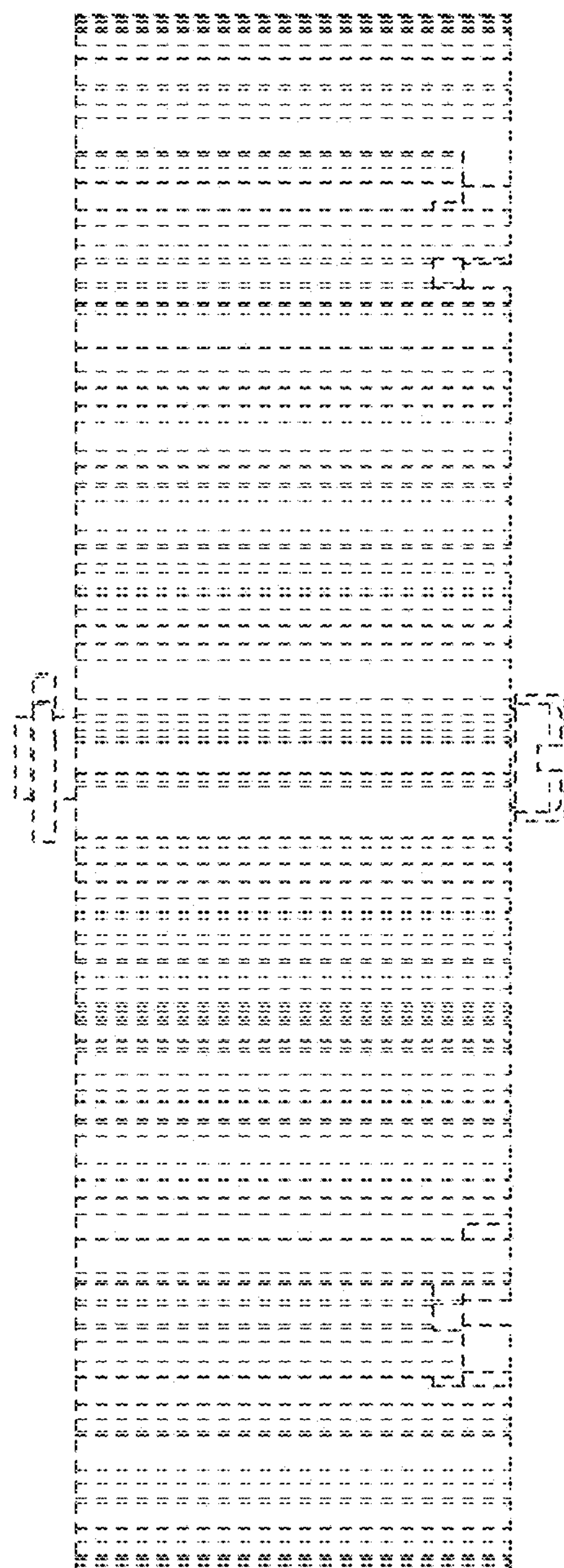


FIG. 4




FIG. 5




FIG. 6

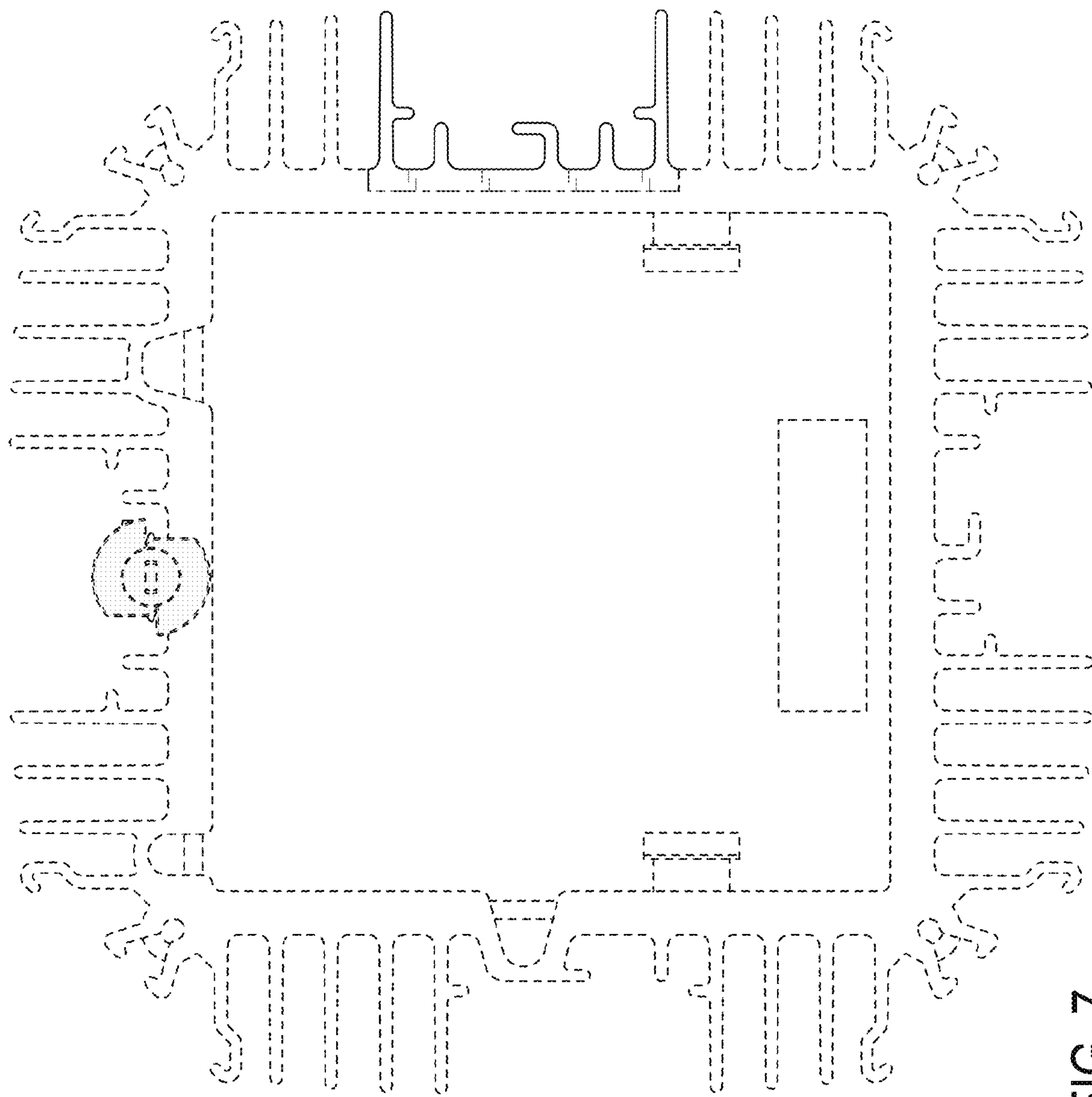


FIG. 7

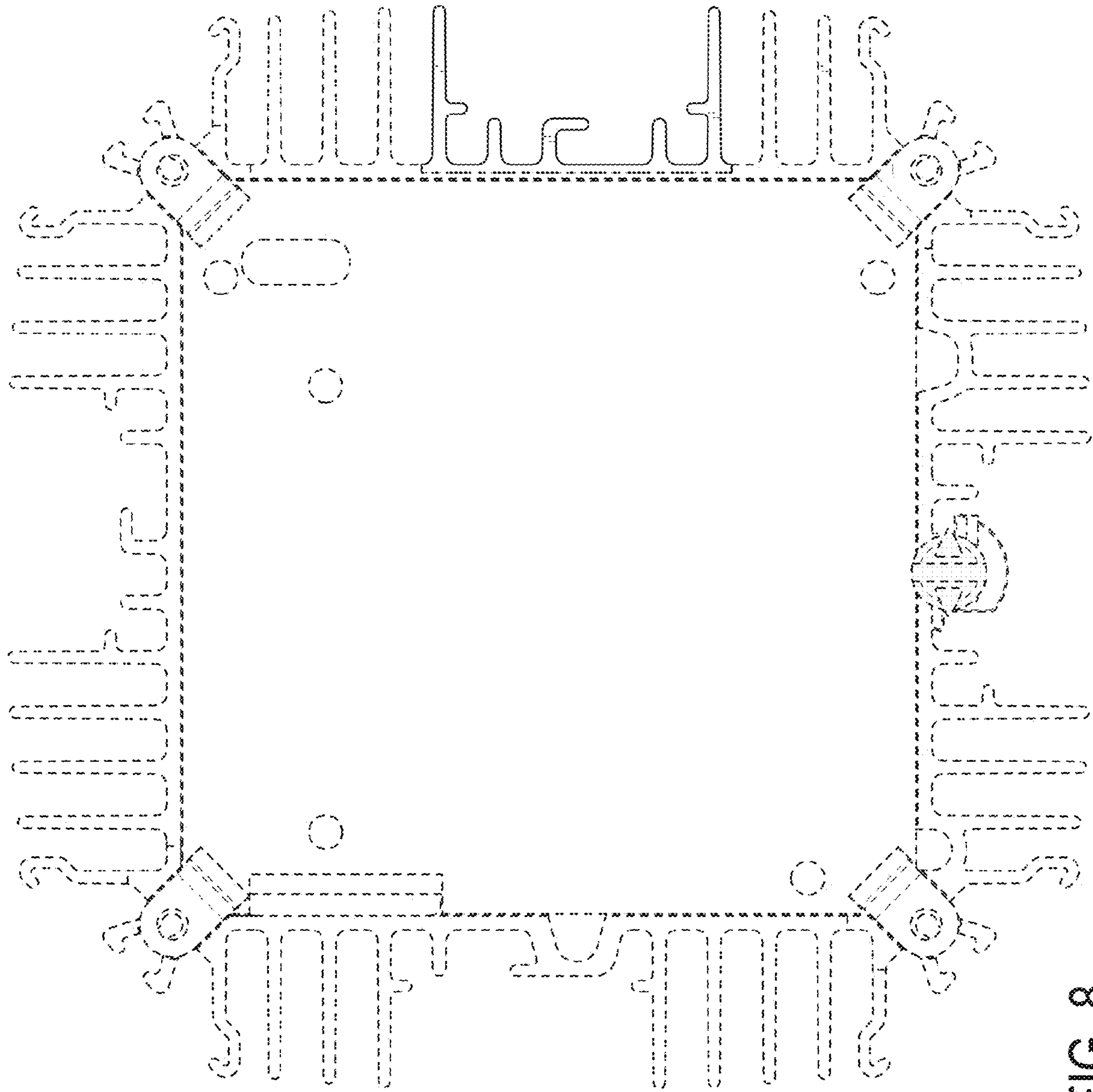


FIG. 8