



US00D910525S

(12) **United States Design Patent**  
**Tran**

(10) **Patent No.:** **US D910,525 S**

(45) **Date of Patent:** **\*\* Feb. 16, 2021**

(54) **WHEEL**

(71) Applicant: **Wheel Pros, LLC**, Greenwood Village,  
CO (US)

(72) Inventor: **Peter Tran**, Buena Park, CA (US)

(\*\*) Term: **15 Years**

(21) Appl. No.: **29/701,375**

(22) Filed: **Aug. 12, 2019**

(51) **LOC (13) Cl.** ..... **12-16**

(52) **U.S. Cl.**  
USPC ..... **D12/209**

(58) **Field of Classification Search**  
USPC ..... D12/204–213; D21/563  
CPC .... B60B 7/00; B60B 7/02; B60B 7/04; B60B  
7/01; B60B 7/06; B60B 3/02; B60B 3/04;  
B60B 3/06; B60B 3/10; B60B 1/00;  
B60B 1/08; B60B 1/10; B60B 1/12

See application file for complete search history.

D505,374 S	5/2005	Aleman	
D510,307 S	10/2005	Howes	
D523,797 S	6/2006	Gallert	
D524,212 S	7/2006	Phillips	
D524,220 S	7/2006	Scheu	
D528,495 S	9/2006	Truebsbach	
D542,209 S	5/2007	Pfeiffer	
D549,148 S	8/2007	Buschmann	
D569,777 S	5/2008	Chung	
D577,650 S	9/2008	Chung	
D579,845 S	11/2008	Chung	
D582,831 S	12/2008	Musser	
D598,357 S	8/2009	Chung	
D617,723 S	6/2010	Zhao	
D623,109 S	9/2010	Markefka	
D635,903 S	4/2011	Zhang	
D654,007 S	2/2012	Nissl	
D654,420 S	2/2012	Guay	
D660,771 S	5/2012	Mueller-Stolz	
D669,009 S	10/2012	Chung	
D686,961 S *	7/2013	Chung	D12/209
D695,193 S	12/2013	Kong	
D698,298 S	1/2014	Cortes	
D698,300 S	1/2014	Chung	
D702,172 S	4/2014	Chung	
D704,117 S	5/2014	Chung	

(Continued)

(56) **References Cited**

**U.S. PATENT DOCUMENTS**

D291,796 S	9/1987	Reid
D361,975 S	9/1995	Weld
D391,216 S	2/1998	Ballmann
D408,775 S	4/1999	Shikado
D453,492 S	2/2002	Laengerer
D455,698 S	4/2002	Chung
D467,212 S	12/2002	Noriega
D470,094 S	2/2003	van Hooydonk
D480,036 S	9/2003	Laengerer
D482,996 S	12/2003	Sulahian
D492,925 S	7/2004	Fitzgerald
D496,317 S	9/2004	Kataoka
D499,684 S	12/2004	Cheng
D502,438 S	3/2005	Weld
D504,859 S	5/2005	Sulahian

*Primary Examiner* — Stacia A Cadmus

(74) *Attorney, Agent, or Firm* — Eric Hanscom

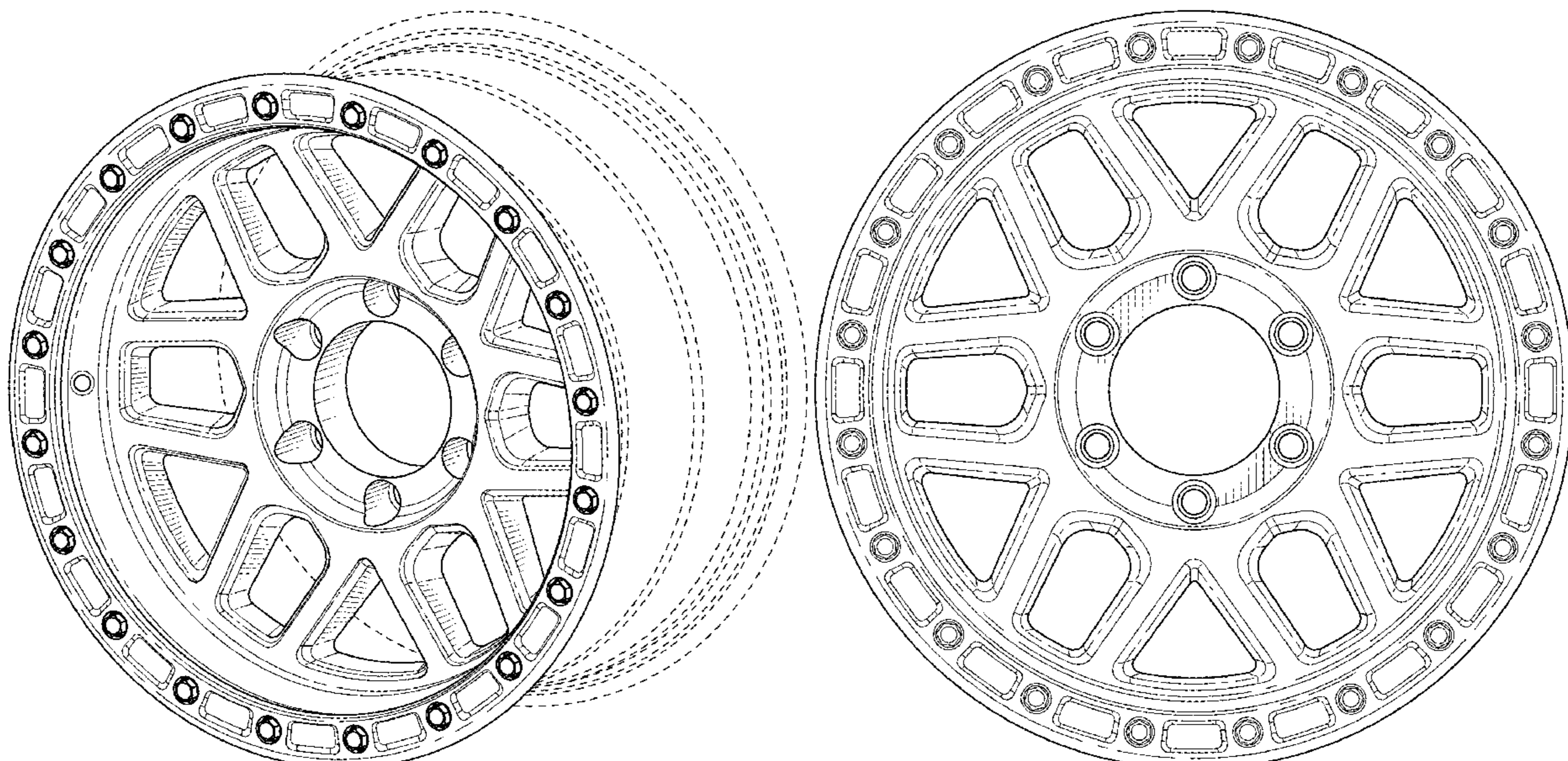
(57) **CLAIM**

The ornamental design for a wheel, as shown and described.

**DESCRIPTION**

FIG. 1 is a perspective view of a wheel showing my new design; and,  
FIG. 2 is a front view thereof.  
In the drawings, broken lines shown in the drawings depict environmental subject matter only and form no part of the claimed design.

**1 Claim, 2 Drawing Sheets**



(56)

References Cited

U.S. PATENT DOCUMENTS

D704,617 S	5/2014	Chung	
D706,197 S	6/2014	Chung	
D707,167 S	6/2014	Chung	
D709,020 S	7/2014	Chung	
D709,428 S *	7/2014	Chung	D12/209
D713,316 S	9/2014	Song	
D714,207 S	9/2014	Kim	
D714,707 S *	10/2014	Chung	D12/211
D717,709 S	11/2014	Valencia Pollex	
D719,889 S *	12/2014	Hodges	D12/209
D719,893 S	12/2014	Kim	
D731,946 S	6/2015	Chung	
D732,449 S *	6/2015	Grake	D12/209
D742,293 S	11/2015	Chung	
D753,046 S	4/2016	Liffick	
D756,882 S	5/2016	Tirado	
D761,178 S *	7/2016	Johnson	D12/209
D766,805 S	9/2016	Chung	
D769,785 S	10/2016	Wells	
D780,655 S	3/2017	Trim	
D783,498 S *	4/2017	Platto	D12/211
D798,786 S *	10/2017	Chung	D12/209
D820,184 S *	6/2018	Bucher	D12/209
D820,760 S *	6/2018	Thornburg	D12/209
D824,315 S *	7/2018	Tran	D12/209
D824,316 S *	7/2018	Tran	D12/209
D830,266 S *	10/2018	Licklitter	D12/209
D848,927 S *	5/2019	Kleinschuster	D12/211
D849,653 S *	5/2019	Chung	D12/209
D850,349 S *	6/2019	Licklitter	D12/209
D856,251 S *	8/2019	Dewitt	D12/209
D857,583 S *	8/2019	Harriton	D12/209
D860,905 S *	9/2019	Tran	D12/209
D865,623 S *	11/2019	Han	D12/209
D868,664 S *	12/2019	Dewitt	D12/211
D871,997 S *	1/2020	Itaya	D12/209
D887,944 S *	6/2020	Han	D12/209

\* cited by examiner

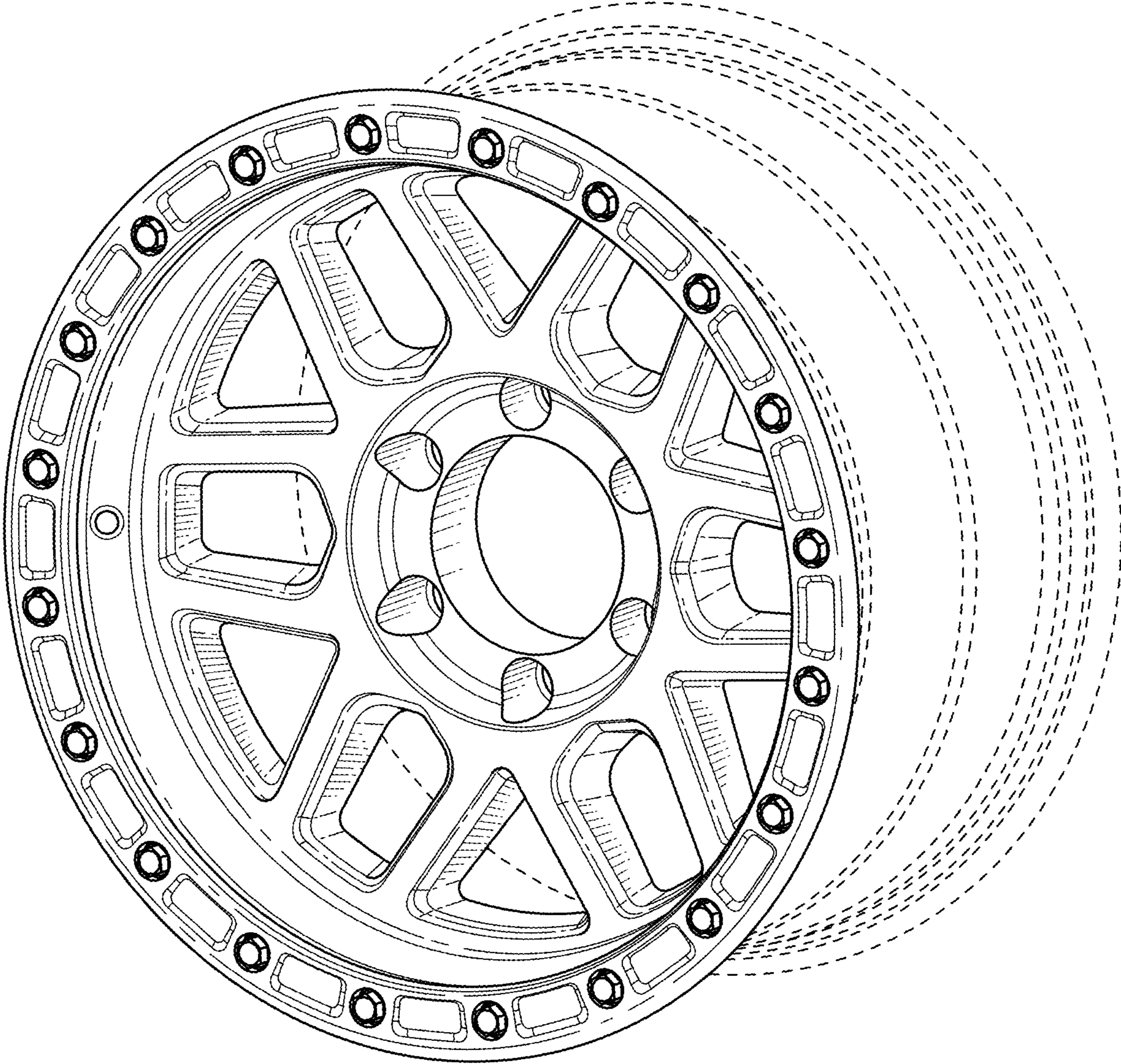


FIG. 1

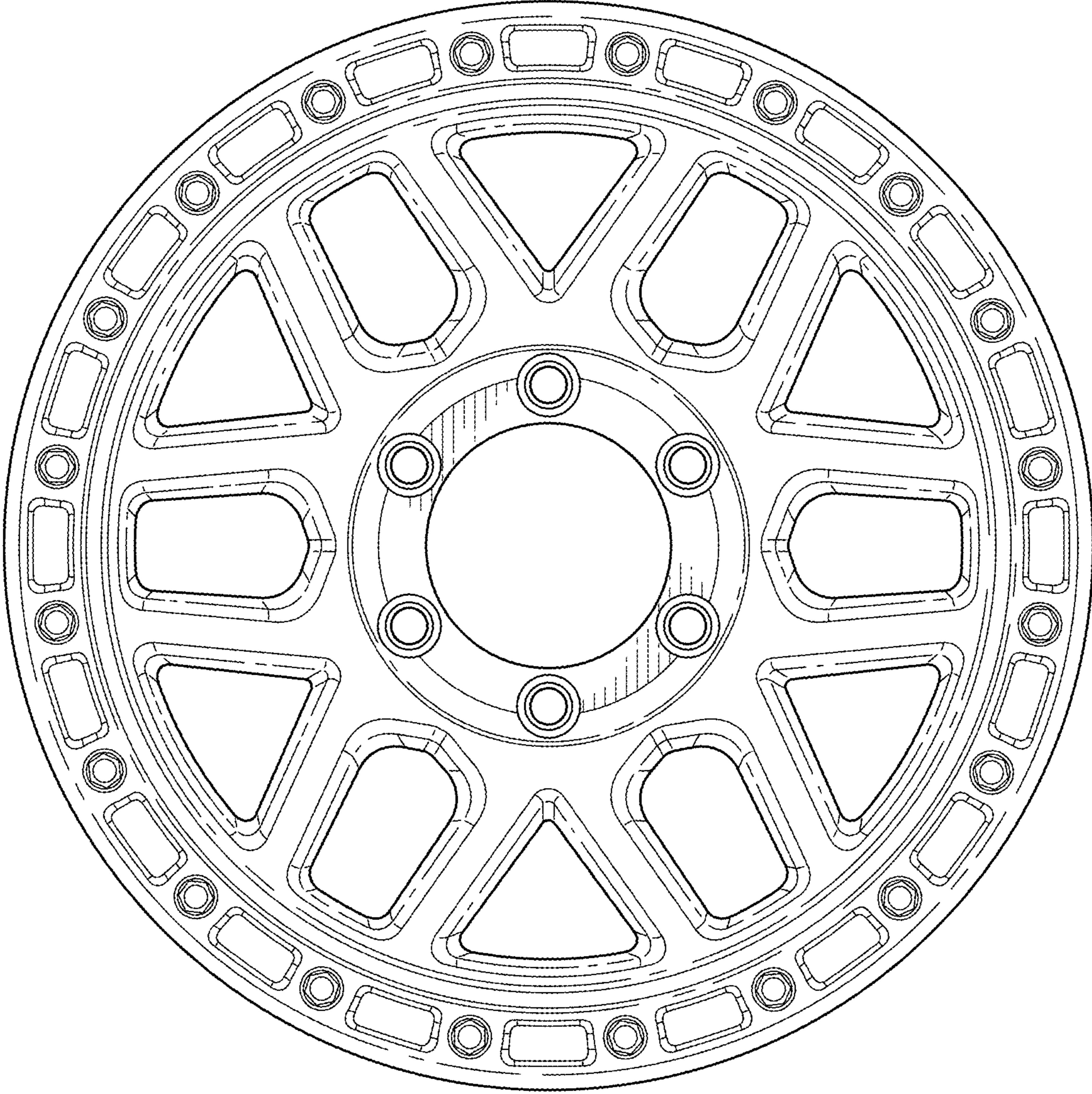


FIG. 2