



US00D910524S

(12) **United States Design Patent**
Han

(10) **Patent No.:** **US D910,524 S**

(45) **Date of Patent:** **** Feb. 16, 2021**

(54) **AUTOMOTIVE WHEEL**

(71) Applicant: **Donnie Han**, Corona, CA (US)

(72) Inventor: **Donnie Han**, Corona, CA (US)

(**) Term: **15 Years**

(21) Appl. No.: **29/695,345**

(22) Filed: **Jun. 18, 2019**

(51) **LOC (13) Cl.** **12-16**

(52) **U.S. Cl.**
USPC **D12/209**

(58) **Field of Classification Search**

USPC D12/204-213; D21/563
CPC B60B 7/00; B60B 7/02; B60B 7/04; B60B
7/01; B60B 7/06; B60B 3/02; B60B 3/04;
B60B 3/06; B60B 3/10; B60B 1/00;
B60B 1/08; B60B 1/10; B60B 1/12

See application file for complete search history.

(56) **References Cited**

U.S. PATENT DOCUMENTS

D704,117 S * 5/2014 Chung D12/209
D727,233 S * 4/2015 Kong D12/209

D758,944 S * 6/2016 Rolfs D12/209
D795,150 S * 8/2017 Tran D12/209
D821,284 S * 6/2018 Tran D12/209
D826,827 S * 8/2018 Tran D12/209
D835,023 S * 12/2018 Tran D12/209
D887,943 S * 6/2020 Han D12/209
D887,944 S * 6/2020 Han D12/209
D897,257 S * 9/2020 Tran D12/209

* cited by examiner

Primary Examiner — Stacia A Cadmus

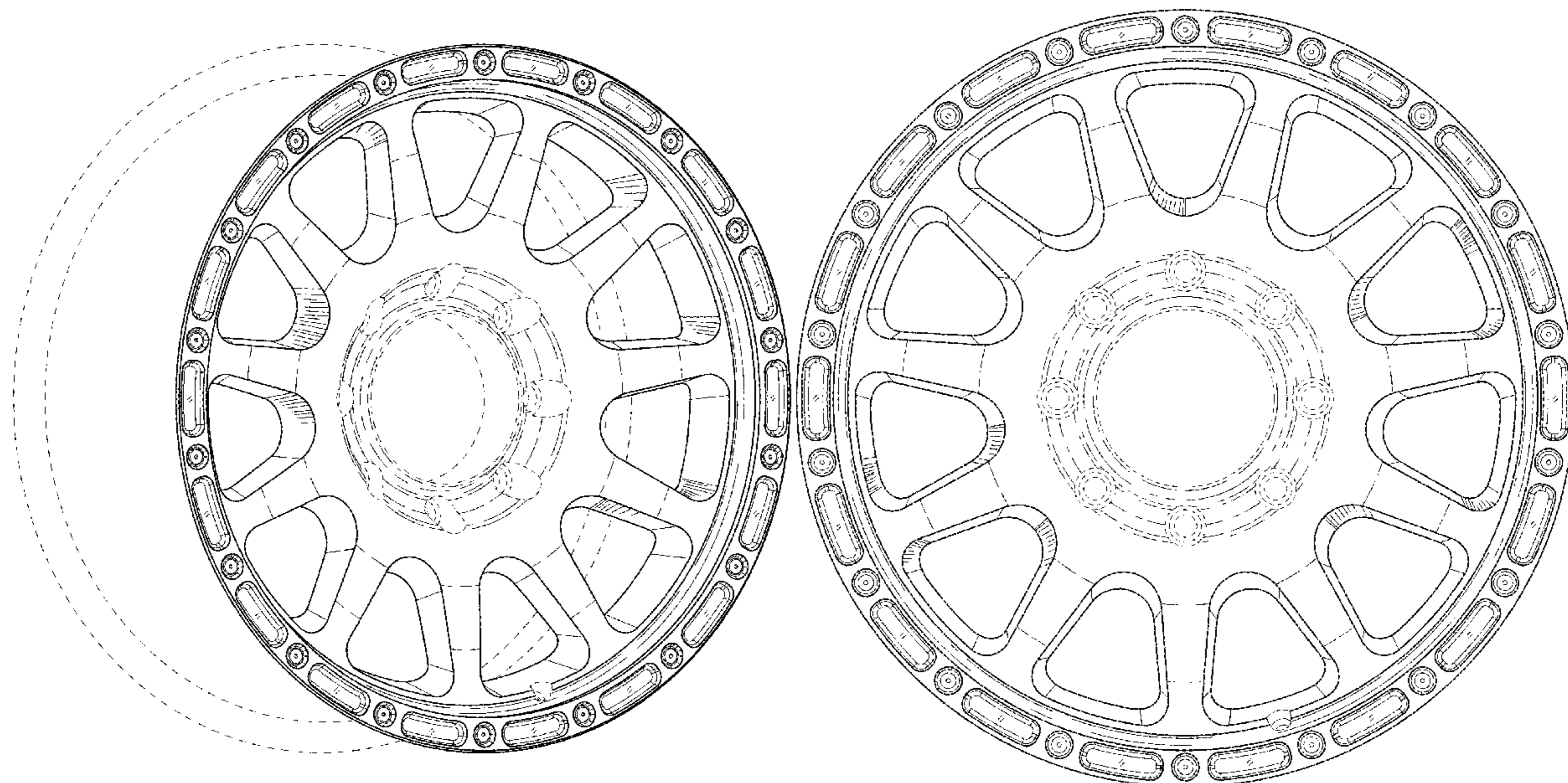
(57) **CLAIM**

The ornamental design for an automotive wheel, as shown and described.

DESCRIPTION

FIG. 1 is a perspective view of an automotive wheel, showing my new design; and, FIG. 2 is a front view thereof. In the drawings, the portions of the wheel shown in broken lines form no part of the claimed design.

1 Claim, 2 Drawing Sheets



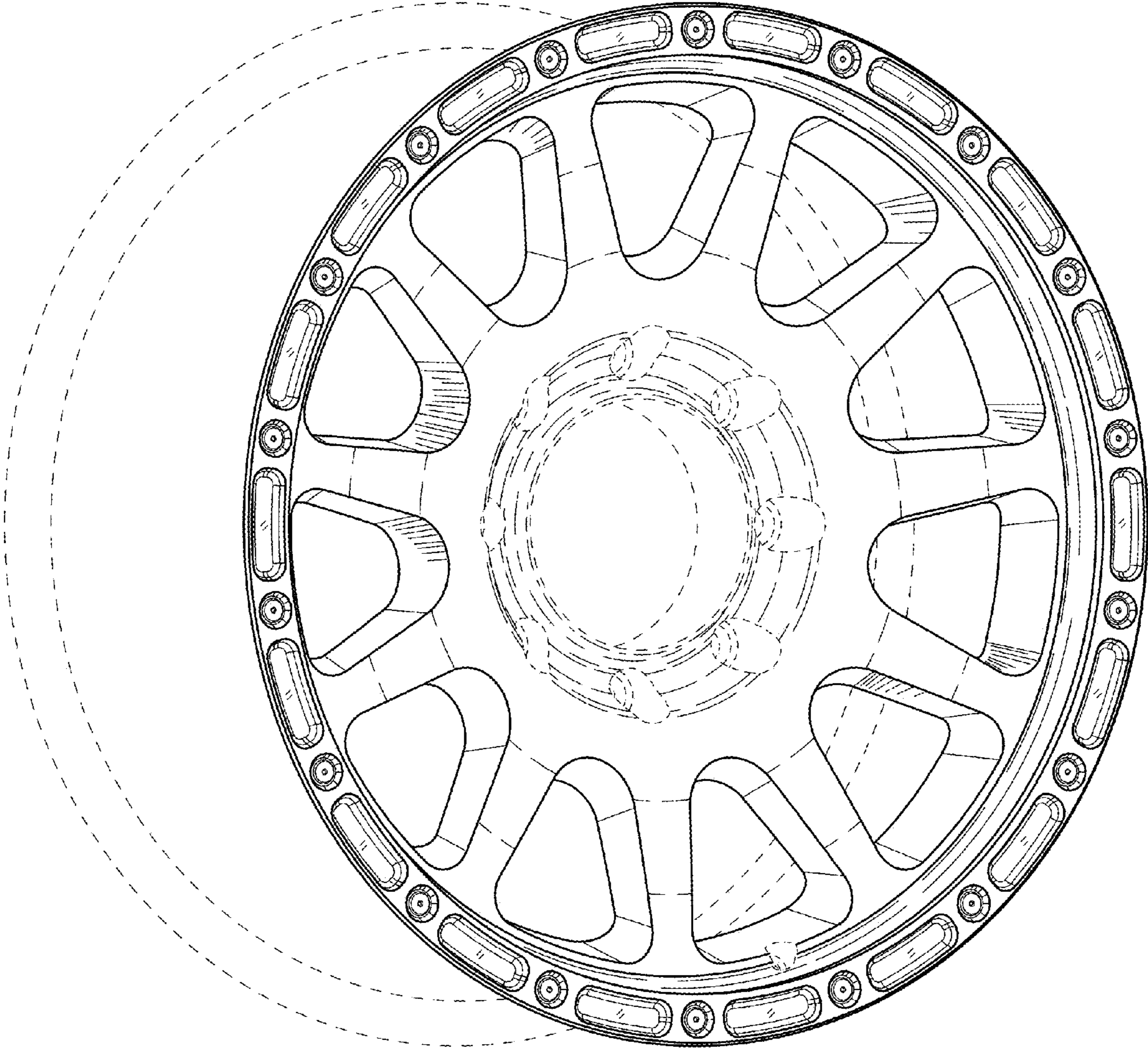


FIGURE 1




FIGURE 2