



US00D910518S

(12) **United States Design Patent**
Utsunomiya

(10) **Patent No.:** **US D910,518 S**

(45) **Date of Patent:** **** Feb. 16, 2021**

(54) **SIDE MIRROR FOR AUTOMOBILE**

(71) Applicant: **Nissan Motor Co., Ltd.**, Kanagawa (JP)

(72) Inventor: **Takashi Utsunomiya**, Kanagawa (JP)

(73) Assignee: **Nissan Motor Co., Ltd.**, Yokohama (JP)

(**) Term: **15 Years**

(21) Appl. No.: **29/709,096**

(22) Filed: **Oct. 11, 2019**

(30) **Foreign Application Priority Data**

Apr. 12, 2019 (JP) JP2019-008082

(51) **LOC (13) Cl.** **12-16**

(52) **U.S. Cl.**
USPC **D12/187**

(58) **Field of Classification Search**
USPC D12/187-189; D6/300, 309
CPC B60R 1/076; G02B 7/182; G02B 5/08;
G02B 7/18
See application file for complete search history.

(56) **References Cited**

U.S. PATENT DOCUMENTS

D543,918 S *	6/2007	Pfeiffer	D12/187
D718,689 S *	12/2014	Blanski	D12/187
D793,311 S *	8/2017	Whitla	D12/187
D800,039 S *	10/2017	Bucher	D12/187
D840,885 S *	2/2019	Park Cheng	D12/187

D882,471 S *	4/2020	Tovey	D12/187
D883,878 S *	5/2020	Metros	D12/187
D883,879 S *	5/2020	Metros	D12/187
D886,015 S *	6/2020	Kim	D12/187
D887,330 S *	6/2020	Nilsson	D12/187
D893,372 S *	8/2020	Smock	D12/187
2019/0253184 A1 *	8/2019	Xing	H04B 7/06

* cited by examiner

Primary Examiner — Katrina A Betton

(74) *Attorney, Agent, or Firm* — Global IP Counselors, LLP

(57) **CLAIM**

The ornamental design for a side mirror for an automobile, as shown and described.

DESCRIPTION

FIG. 1 is a front elevational view of a side mirror for an automobile in accordance with my new design;
FIG. 2 is a top plan view thereof;
FIG. 3 is a left side elevational view thereof;
FIG. 4 is a right side elevational view thereof;
FIG. 5 is a first side perspective view thereof;
FIG. 6 is a second side perspective view thereof; and,
FIG. 7 is a rear elevational view thereof.

The inside surfaces of the side mirror, shown in broken lines in FIGS. 4 and 5, form no part of the claimed design since the inside surfaces are hidden when the side mirror is mounted to the automobile.

A second embodiment of our new design includes the mirror image of the side mirror shown in FIGS. 1 to 7.

1 Claim, 7 Drawing Sheets






FIG. 1



FIG. 2




FIG. 3




FIG. 4




FIG. 5




FIG. 6




FIG. 7