



US00D910516S

(12) **United States Design Patent**
Rådbrink

(10) **Patent No.:** **US D910,516 S**
(45) **Date of Patent:** **** Feb. 16, 2021**

(54) **WHEELHOUSE CLADDING FOR VEHICLE**
(71) Applicant: **Ningbo Geely Automobile Research & Development Co., Ltd., Ningbo (CN)**
(72) Inventor: **Jon Rådbrink, Gothenburg (SE)**
(73) Assignee: **NINGBO GEELY AUTOMOBILE RESEARCH & DEVELOPMENT CO., Ningbo (CN)**

D591,655 S * 5/2009 Golden D12/184
D591,657 S * 5/2009 Golden D12/184
D707,164 S * 6/2014 Lee D12/184
D744,385 S * 12/2015 Harriton D12/169
D795,767 S * 8/2017 Platto D12/184
D801,896 S * 11/2017 Ito D12/181
D836,029 S 12/2018 Leong
D836,030 S 12/2018 Razaghi
D851,001 S * 6/2019 Guo D12/184
D853,915 S * 7/2019 Nightingale D12/184
D860,082 S * 9/2019 Poyorena D12/184
D867,245 S * 11/2019 Ito D12/184
2019/0233020 A1 * 8/2019 Frederick B60R 13/04

(**) Term: **15 Years**

(21) Appl. No.: **29/659,667**

(22) Filed: **Aug. 10, 2018**

(30) **Foreign Application Priority Data**

Feb. 13, 2018 (EM) 004706786

(51) **LOC (13) Cl.** **12-16**

(52) **U.S. Cl.**
USPC **D12/184**

(58) **Field of Classification Search**
USPC D12/90, 91, 92, 169, 181, 184, 106, 190,
D12/114
CPC B60R 13/04; B60J 11/06; B62D 25/16;
B62D 25/18
See application file for complete search history.

(56) **References Cited**

U.S. PATENT DOCUMENTS

5,697,644 A * 12/1997 Logan B60R 13/04
280/848
D482,992 S * 12/2003 Hattori D12/184
D483,312 S * 12/2003 Saleen D12/184
D517,965 S * 3/2006 Metros D12/190
7,044,524 B2 * 5/2006 Luetze B60J 11/06
293/128
D546,253 S * 7/2007 Lee D12/106

FOREIGN PATENT DOCUMENTS

CH 84306 11/2018
DE 402018100744 11/2018
EM DM/089954 2/2018
EM DM/092114 2/2018
EM 003816255-0001 5/2018

(Continued)

Primary Examiner — Susan E Krakower
Assistant Examiner — Jerry Shiuan-Hua Hsu
(74) *Attorney, Agent, or Firm* — Tucker Ellis LLP


(57) **CLAIM**

The ornamental design for a wheelhouse cladding for vehicle, as shown and described.

DESCRIPTION

FIG. 1 is a front-left-top perspective view of a wheelhouse cladding for vehicle showing my new design;
FIG. 2 is a front-bottom perspective view thereof;
FIG. 3 is a front view thereof;
FIG. 4 is a rear view thereof;
FIG. 5 is a left side view thereof;
FIG. 6 is a right side view thereof;
FIG. 7 is a top view thereof; and,
FIG. 8 is a bottom view thereof.

1 Claim, 5 Drawing Sheets



(56)

References Cited

FOREIGN PATENT DOCUMENTS

EM	003816255-0002	5/2018
EM	003816255-0003	5/2018
EM	003816255-0004	5/2018
EM	003816255-0005	5/2018
EM	003816255-0006	5/2018
EM	003816255-0007	5/2018
EM	003816255-0008	5/2018
EM	003816255-0009	5/2018
EM	003816255-00010	5/2018
EM	003816255-00011	5/2018
EM	003816255-00012	5/2018
EM	003816255-00013	5/2018
EM	003816255-00014	5/2018
EM	003816255-00015	5/2018
EM	003816255-00016	5/2018
EM	003816255-00017	5/2018
EM	003816255-00018	5/2018
EM	003816255-00019	5/2018
EM	003816255-00020	5/2018
EM	003816255-00021	5/2018
EM	004707552-0001	10/2018

* cited by examiner



FIG. 1

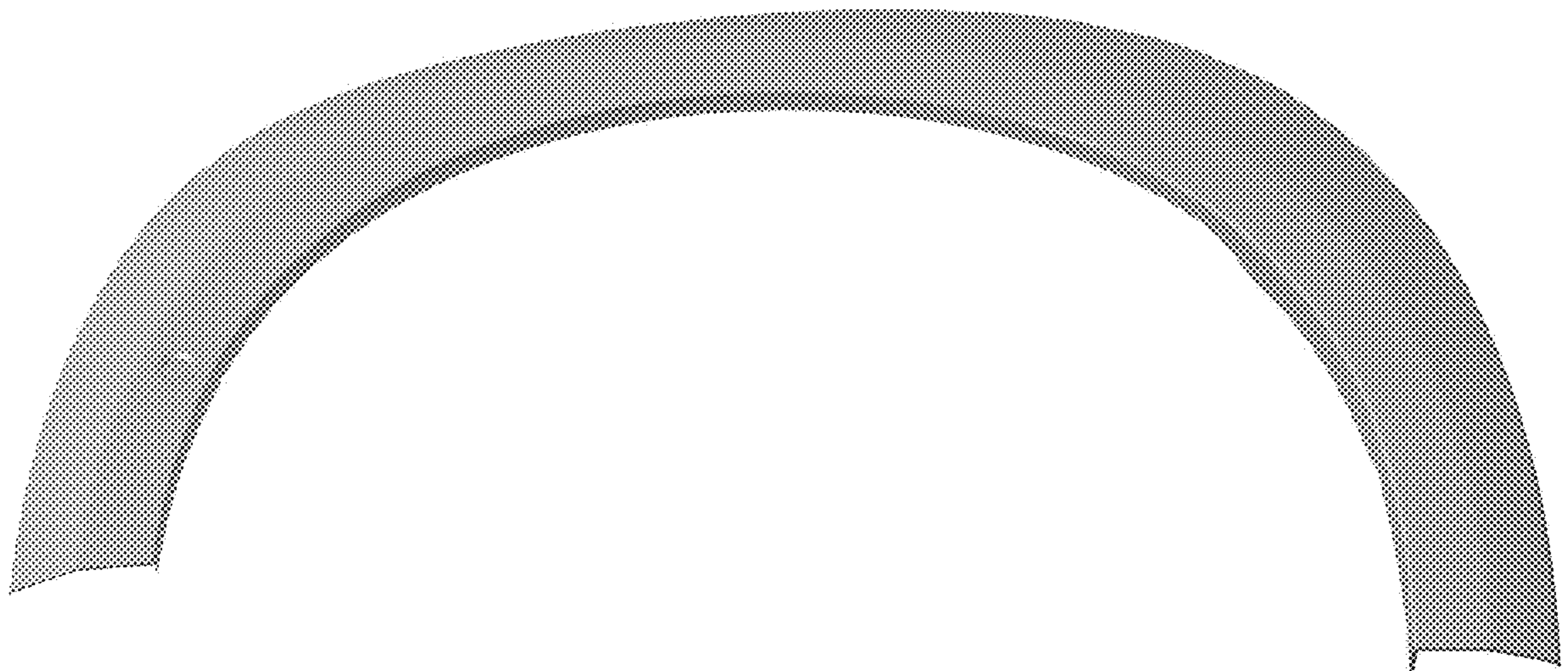


FIG. 2




FIG. 3




FIG. 4




FIG. 5




FIG. 6




FIG. 7

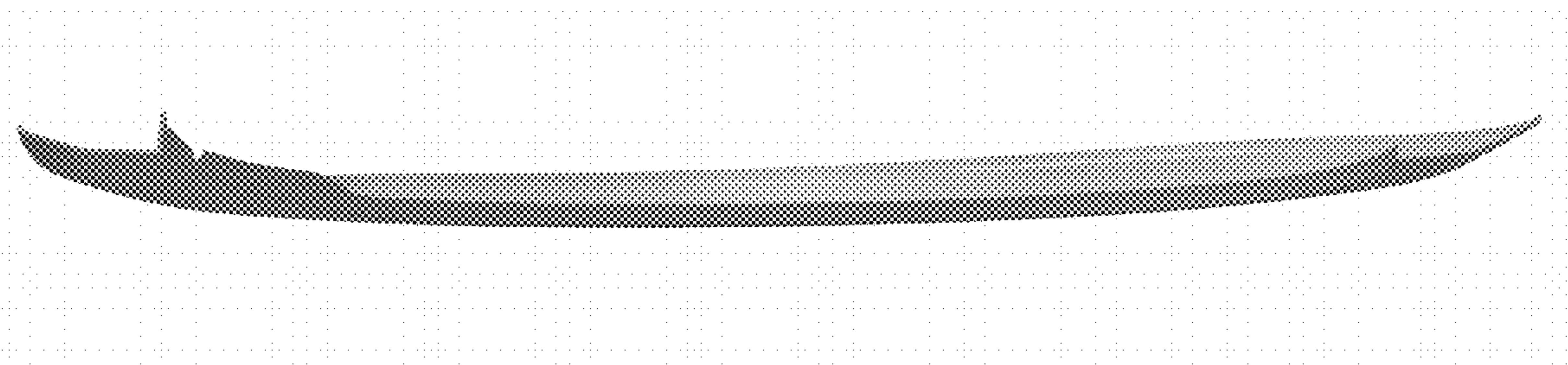


FIG. 8