



US00D910503S

(12) **United States Design Patent** (10) **Patent No.:** **US D910,503 S**
Battams (45) **Date of Patent:** **** Feb. 16, 2021**

(54) **VEHICLE GRILLE**
(71) Applicant: **Jaguar Land Rover Limited**, Coventry (GB)
(72) Inventor: **Robert Battams**, Coventry (GB)
(73) Assignee: **Jaguar Land Rover Limited**, Coventry (GB)

(**) Term: **15 Years**
(21) Appl. No.: **29/707,991**
(22) Filed: **Oct. 2, 2019**

Related U.S. Application Data

(62) Division of application No. 29/622,756, filed on Oct. 19, 2017, now Pat. No. Des. 865,579.

(30) **Foreign Application Priority Data**

Apr. 21, 2017 (EM) 003866912

(51) **LOC (13) Cl.** **12-16**

(52) **U.S. Cl.**
USPC **D12/163**

(58) **Field of Classification Search**
USPC D12/86, 90-92, 98, 163, 169, 171, 196, D12/216
CPC ... B60R 19/50; B60R 19/52; B60R 2019/525; B60K 11/08; B60K 11/085; B62D 25/08; B62D 25/084
See application file for complete search history.

(56) **References Cited**

U.S. PATENT DOCUMENTS

2,854,104 A * 9/1958 Marcy, Jr. B21D 47/005 52/666
D773,963 S * 12/2016 Battams D12/163

D790,413 S * 6/2017 Doyle D12/164
D798,199 S * 9/2017 Henstridge D12/163
D806,617 S * 1/2018 Wheel D12/163
D828,242 S * 9/2018 Hill D12/163
D834,465 S * 11/2018 Austin D12/163
D839,145 S * 1/2019 Battams D12/164
D840,272 S * 2/2019 Battams D12/91
10,214,140 B2 * 2/2019 Belcher B60Q 1/2661
D861,547 S * 10/2019 Frascella D12/163
D865,579 S * 11/2019 Battams D12/163

* cited by examiner

Primary Examiner — Leanne Was-Englehart

(74) *Attorney, Agent, or Firm* — Wood Herron & Evans LLP

(57) **CLAIM**

The ornamental design for a vehicle grille, as shown and described.

DESCRIPTION

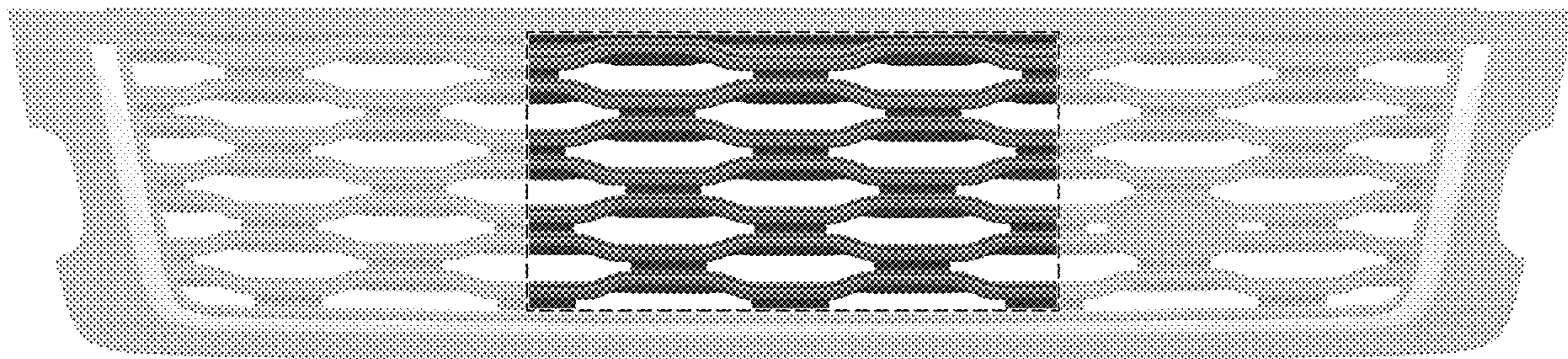
FIG. 1 is a front view of a vehicle grille according to the present invention, with the inventive vehicle grille shown within the broken line, and the de-emphasized and halftone portions located outside the broken line forming no part of the claimed design, but instead illustrating environmental structure.

FIG. 2 is an enlarged front view of the vehicle grille shown in FIG. 1.

FIG. 3 is a front left perspective of the vehicle grille shown in FIG. 1, with the inventive vehicle grille shown within the broken line, and the de-emphasized and halftone portions located outside the broken line forming no part of the claimed design, but instead illustrating environmental structure; and,

FIG. 4 is an enlarged front left perspective view of the vehicle grille shown in FIG. 3.

1 Claim, 4 Drawing Sheets



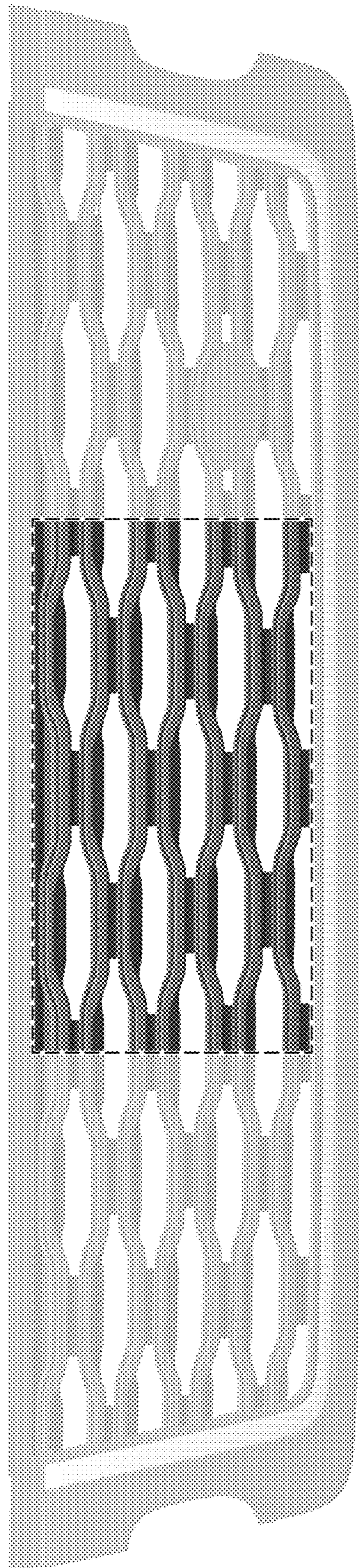


FIG. 1




FIG. 2

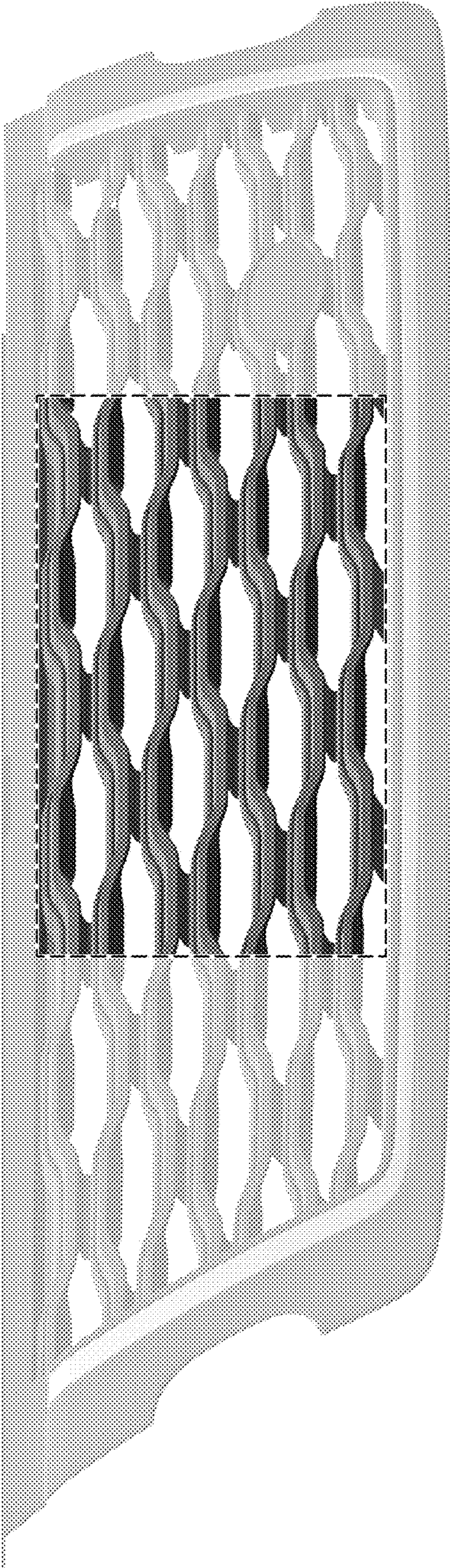


FIG. 3




FIG. 4