



US00D910492S

(12) **United States Design Patent**
Triebold

(10) **Patent No.:** **US D910,492 S**

(45) **Date of Patent:** **** Feb. 16, 2021**

(54) **LICENSE PLATE SUPPORT WITH
REMOVABLE BLADE**

(71) Applicant: **Mark Triebold**, Somerset, WI (US)

(72) Inventor: **Mark Triebold**, Somerset, WI (US)

(**) Term: **15 Years**

(21) Appl. No.: **29/624,045**

(22) Filed: **Oct. 30, 2017**

(51) **LOC (13) Cl.** **12-08**

(52) **U.S. Cl.**
USPC **D12/93**

(58) **Field of Classification Search**
USPC D12/193; D6/300, 301, 302, 310, 311,
D6/312, 313, 314; D20/13
CPC B60R 13/10; B60R 13/105; B60R 19/24;
B60R 19/52
See application file for complete search history.

(56) **References Cited**

U.S. PATENT DOCUMENTS

D245,497 S *	8/1977	Ritch	D12/193
D406,806 S *	3/1999	Wallace	D12/193
D489,031 S *	4/2004	Leibman	D12/193
D530,926 S *	10/2006	Sellers	D6/300
D623,105 S *	9/2010	Aneiros	D12/193
D625,234 S *	10/2010	Vuletic	D12/193
D633,837 S *	3/2011	Murray	D12/193
9,586,538 B2 *	3/2017	Fontayne	B60R 13/105
D802,506 S *	11/2017	Bargen	D12/193
D813,129 S *	3/2018	Hoffheinz	D12/193
D816,569 S *	5/2018	Huang	D12/193
D818,918 S *	5/2018	Spencer	D12/193
D818,919 S *	5/2018	Spencer	D12/193
D829,007 S *	9/2018	Choi	D6/310
2003/0192210 A1 *	10/2003	Leibman	B60R 13/105 40/209
2007/0028490 A1 *	2/2007	Beer	B60R 13/105 40/209

2008/0098629 A1 *	5/2008	Graham	B60R 13/10 40/201
2008/0179486 A1 *	7/2008	Russell	B60R 13/105 248/479
2015/0068076 A1 *	3/2015	Knapschaefer	B60R 13/105 40/209
2015/0135568 A1 *	5/2015	Knapschaefer	G09F 7/18 40/209
2015/0183368 A1 *	7/2015	Wilkerson	B60Q 1/56 362/545
2015/0251608 A1 *	9/2015	DeGrazia	B60R 13/105 248/475.1
2016/0101744 A1 *	4/2016	DeGrazia	B60R 13/105 40/209

(Continued)

Primary Examiner — Manpreet S Matharu

Assistant Examiner — Yolanda Robinson

(74) *Attorney, Agent, or Firm* — Skinner and Associates;
Joel D. Skinner, Jr.

(57) **CLAIM**

The ornamental design for a license plate support with removable blade, as shown and described.

DESCRIPTION

FIG. 1 is a perspective view of a license plate support with removable blade showing an embodiment of the design of the invention.

FIG. 2 is a front view thereof.

FIG. 3 is a back view thereof.

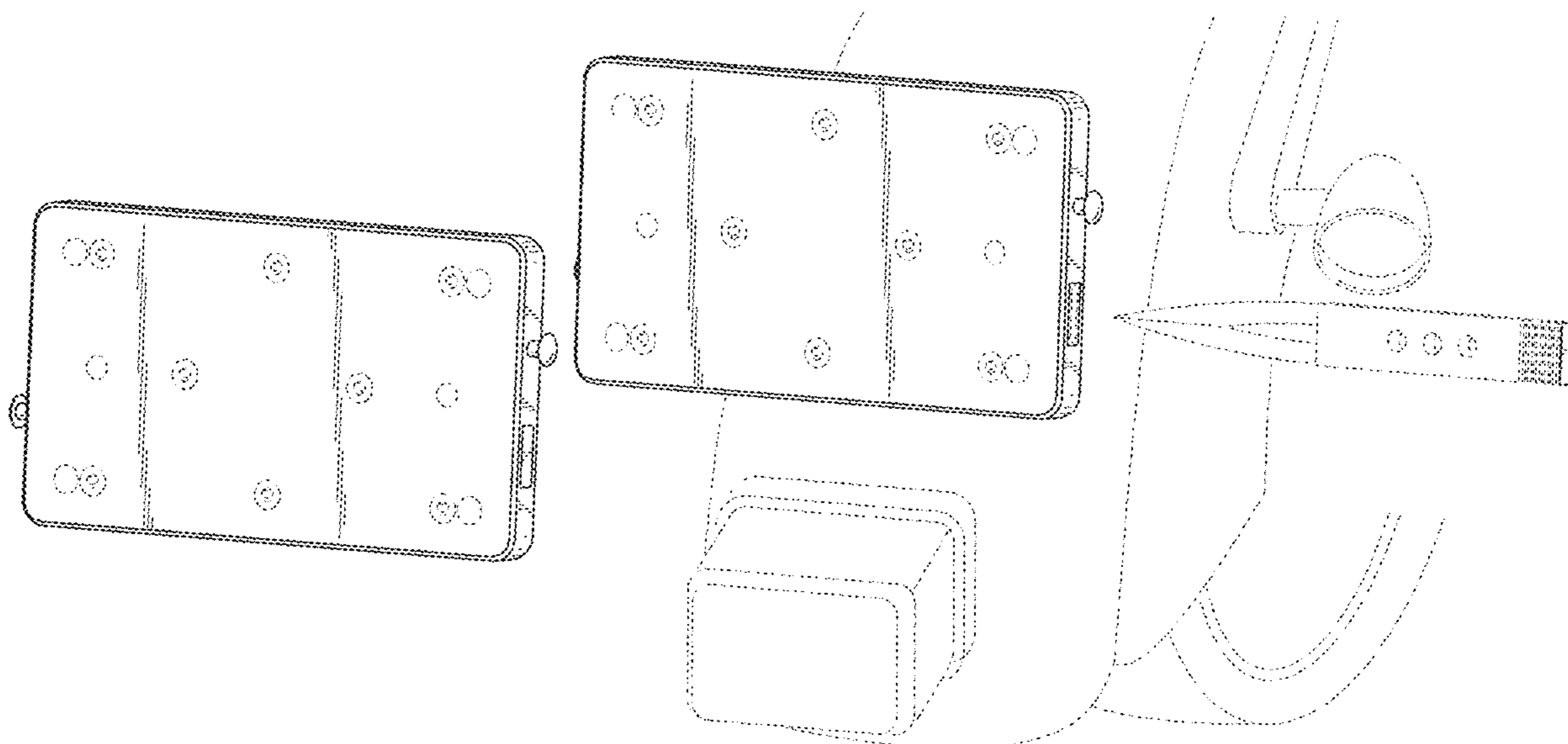
FIG. 4 is an end view thereof.

FIG. 5 is an opposite end view thereof.

FIG. 6 is a top view thereof, the bottom view being a mirror image thereof; and,

FIG. 7 is a view of the license plate support in use on a motorcycle (in phantom), and showing a removable blade. The broken lines depict unclaimed subject matter and form no part of the claimed design.

1 Claim, 3 Drawing Sheets



(56)

References Cited

U.S. PATENT DOCUMENTS

2016/0297379 A1* 10/2016 Fontayne B60R 13/105
2017/0259758 A1* 9/2017 Torrey, Jr. B60R 13/105

* cited by examiner

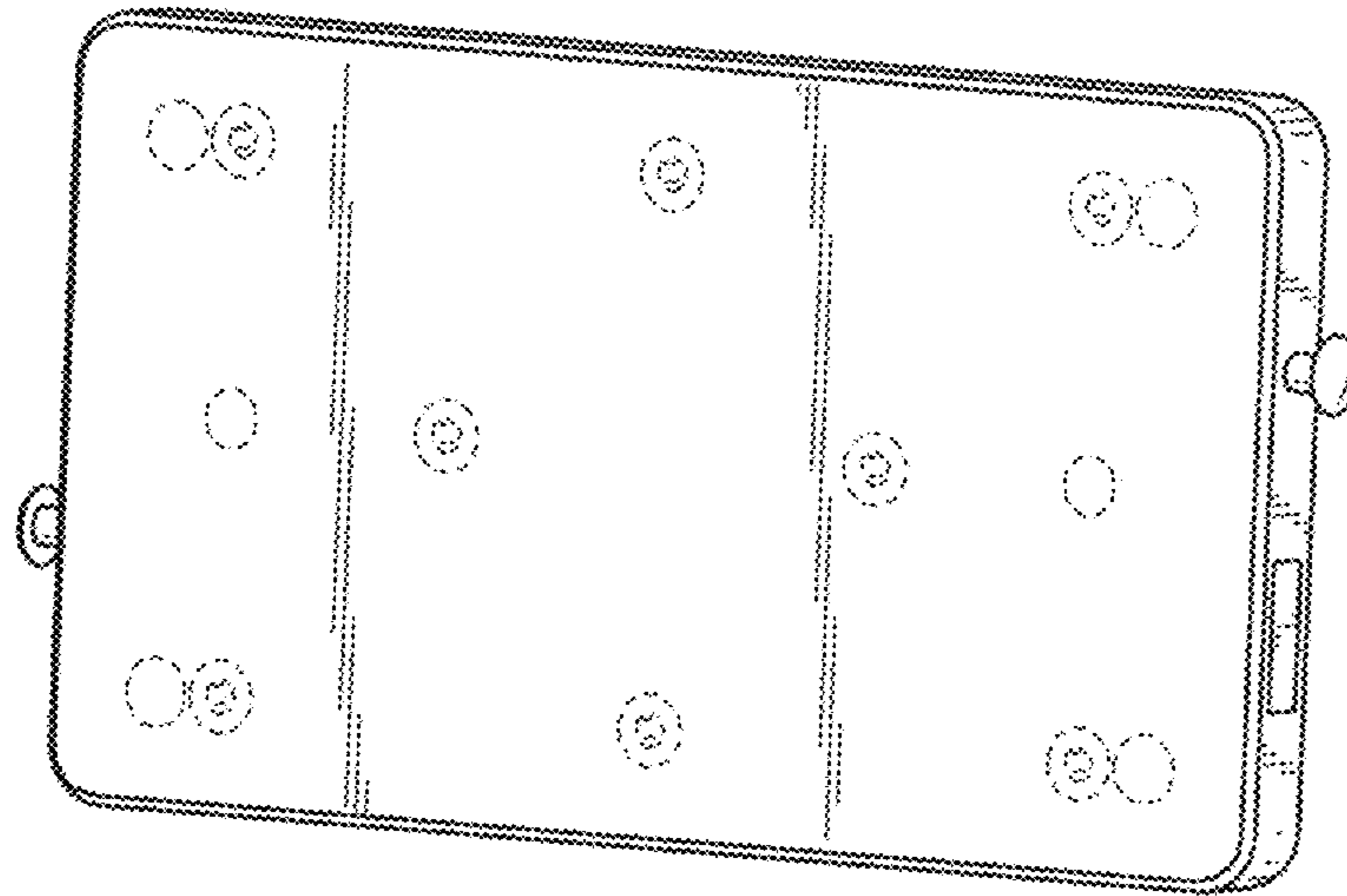


FIG. 1

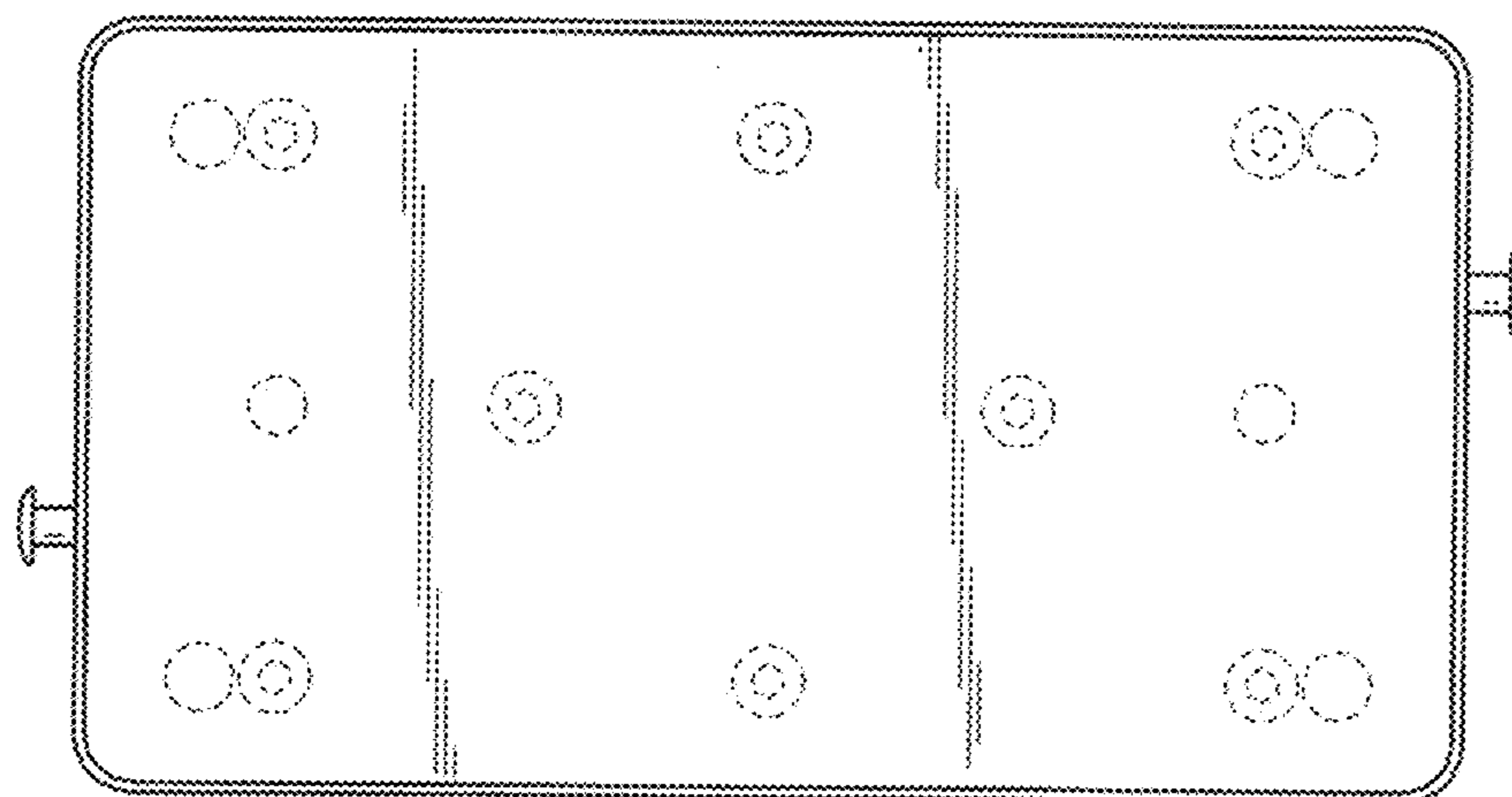


FIG. 2

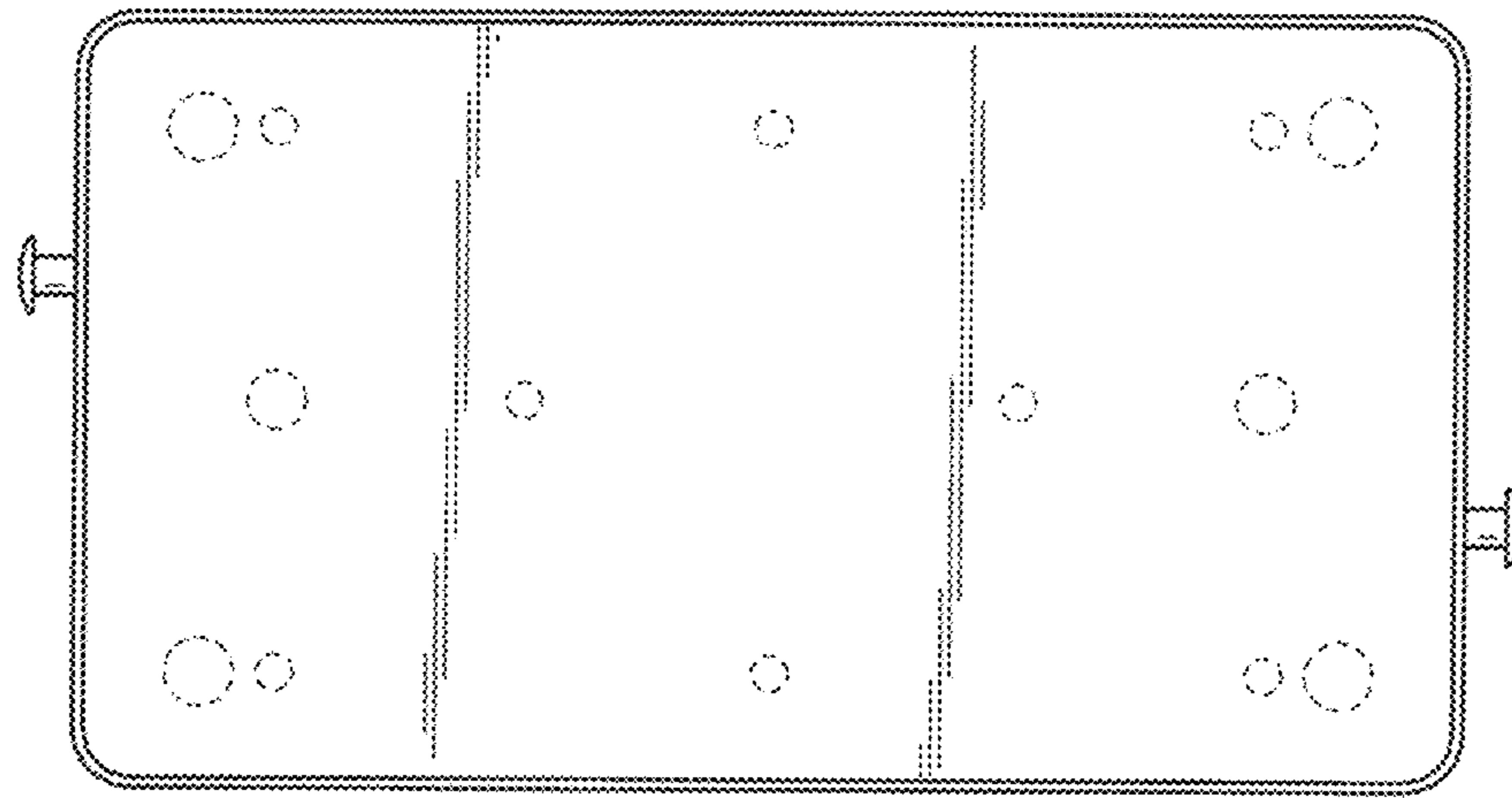


FIG. 3



FIG. 4



FIG. 5




FIG. 6

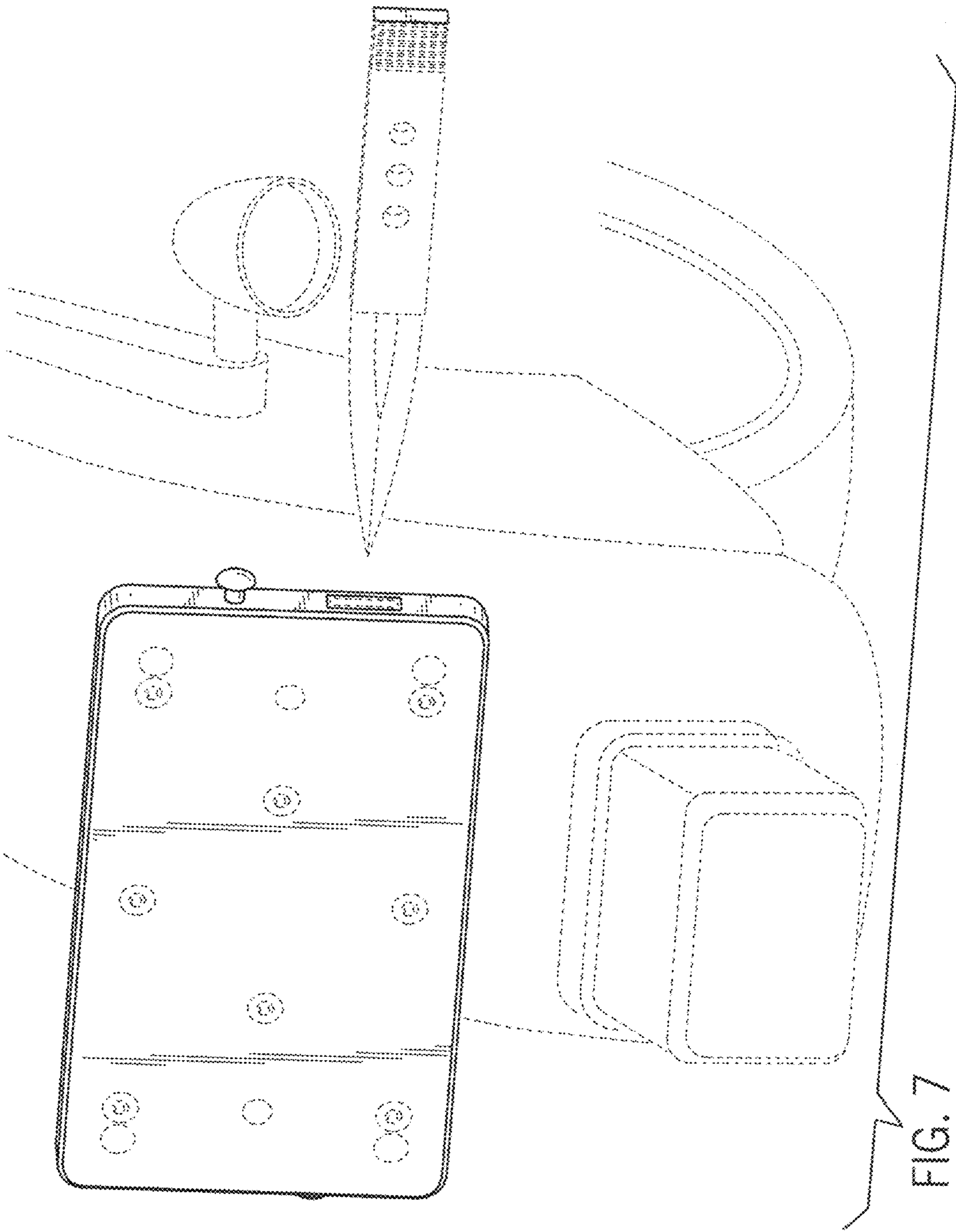


FIG. 7