



US00D910486S

(12) **United States Design Patent**
Grzona et al.

(10) **Patent No.:** **US D910,486 S**

(45) **Date of Patent:** **** Feb. 16, 2021**

(54) **RAILWAY VEHICLE**

(71) Applicant: **SIEMENS MOBILITY GMBH**,
Munich (DE)

(72) Inventors: **Andreas Grzona**, Straelen (DE);
Nadine Hohlstein, Düsseldorf (DE);
Gerhard Schmidt, Essen (DE); **Ralf Staub**, Krefeld (DE)

(73) Assignee: **SIEMENS MOBILITY GMBH**,
Munich (DE)

(**) Term: **15 Years**

(21) Appl. No.: **29/671,541**

(22) Filed: **Nov. 28, 2018**

(30) **Foreign Application Priority Data**

May 29, 2018 (EM) 005286598

(51) **LOC (13) Cl.** **12-03**

(52) **U.S. Cl.**
USPC **D12/36**

(58) **Field of Classification Search**
USPC D12/1, 16.1, 36, 37, 40, 42
CPC B60L 2200/26; B29C 66/82263; E05Y
2900/51; E05F 15/565; B61D 19/02;
B60N 5/00; B61C 3/00; B61C 7/00;
E01B 3/00

See application file for complete search history.

(56) **References Cited**

U.S. PATENT DOCUMENTS

D592,999 S * 5/2009 Chomiak D12/36
D596,988 S * 7/2009 Chomiak D12/36

D646,605 S * 10/2011 Okuyama D12/36
D758,243 S * 6/2016 Greenway D12/36
D758,244 S * 6/2016 Greenway D12/36
D758,920 S * 6/2016 Greenway D12/36
D822,541 S * 7/2018 De Colombel D12/36

OTHER PUBLICATIONS

High-speed Train—Bombardier, rail.bombardier.com [online]. Published on or before Jun. 24, 2020, [retrieved on Jun. 24, 2020]. Retrieved from the Internet: <URL:https://rail.bombardier.com/en/solutions-and-technologies/mainline/high-speed.html> (Year: 2020).*

* cited by examiner

Primary Examiner — Michael A. Pratt

Assistant Examiner — Adam C Mager

(74) *Attorney, Agent, or Firm* — Henry M. Feiereisen
LLC

(57) **CLAIM**

The ornamental design for the railway vehicle, as shown and described.

DESCRIPTION

FIG. 1 is an enlarged front elevational view of a railway vehicle showing my new design;
FIG. 2 is an enlarged rear elevational view thereof;
FIG. 3 is a top plan view thereof;
FIG. 4 is a bottom plan view thereof;
FIG. 5 is a left side elevational view thereof;
FIG. 6 is a right side elevational view thereof; and,
FIG. 7 is an enlarged front left side perspective view thereof.
The broken line portions of the figure drawings form no part of the claimed design.

1 Claim, 7 Drawing Sheets

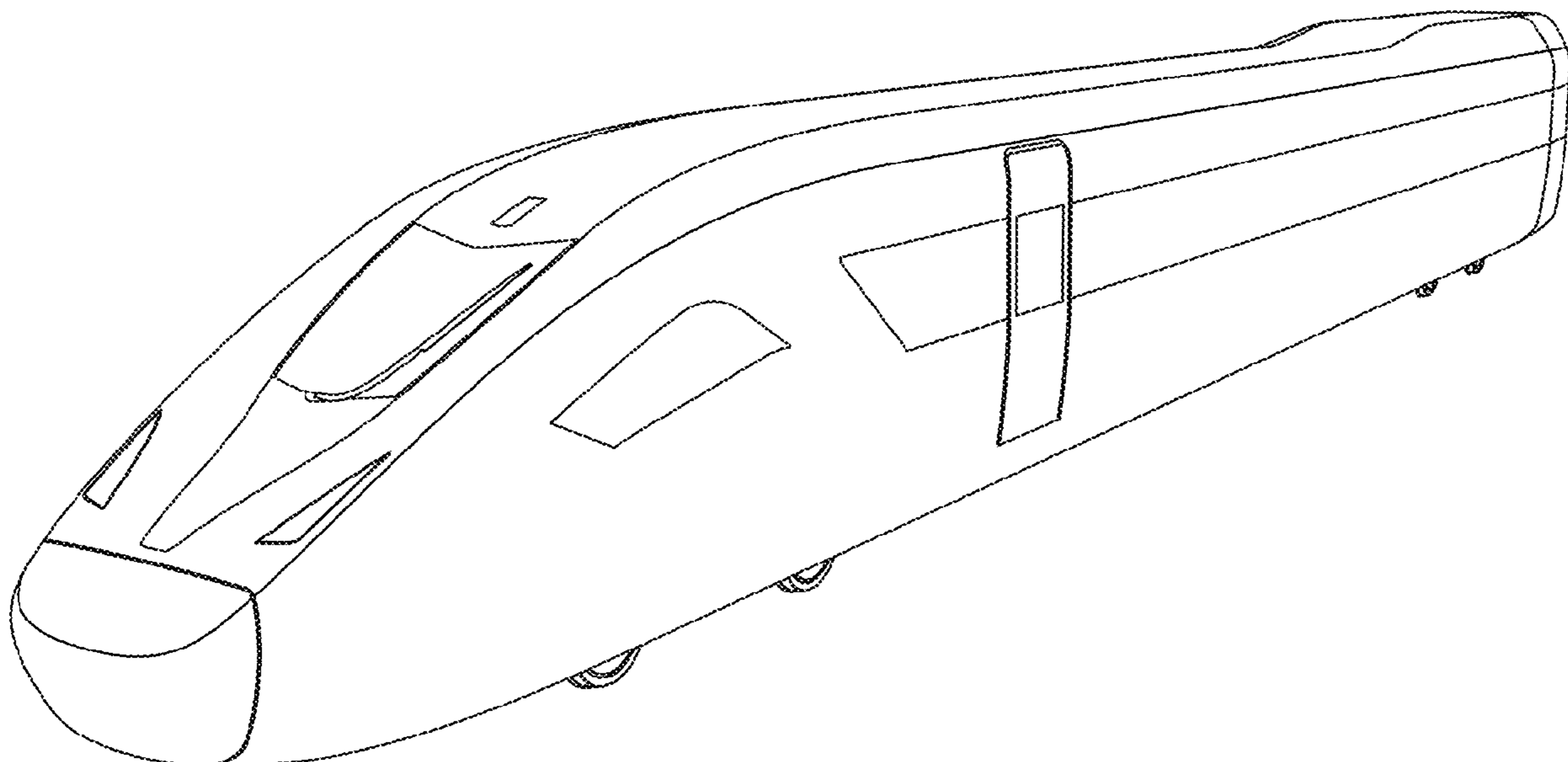


FIG. 1

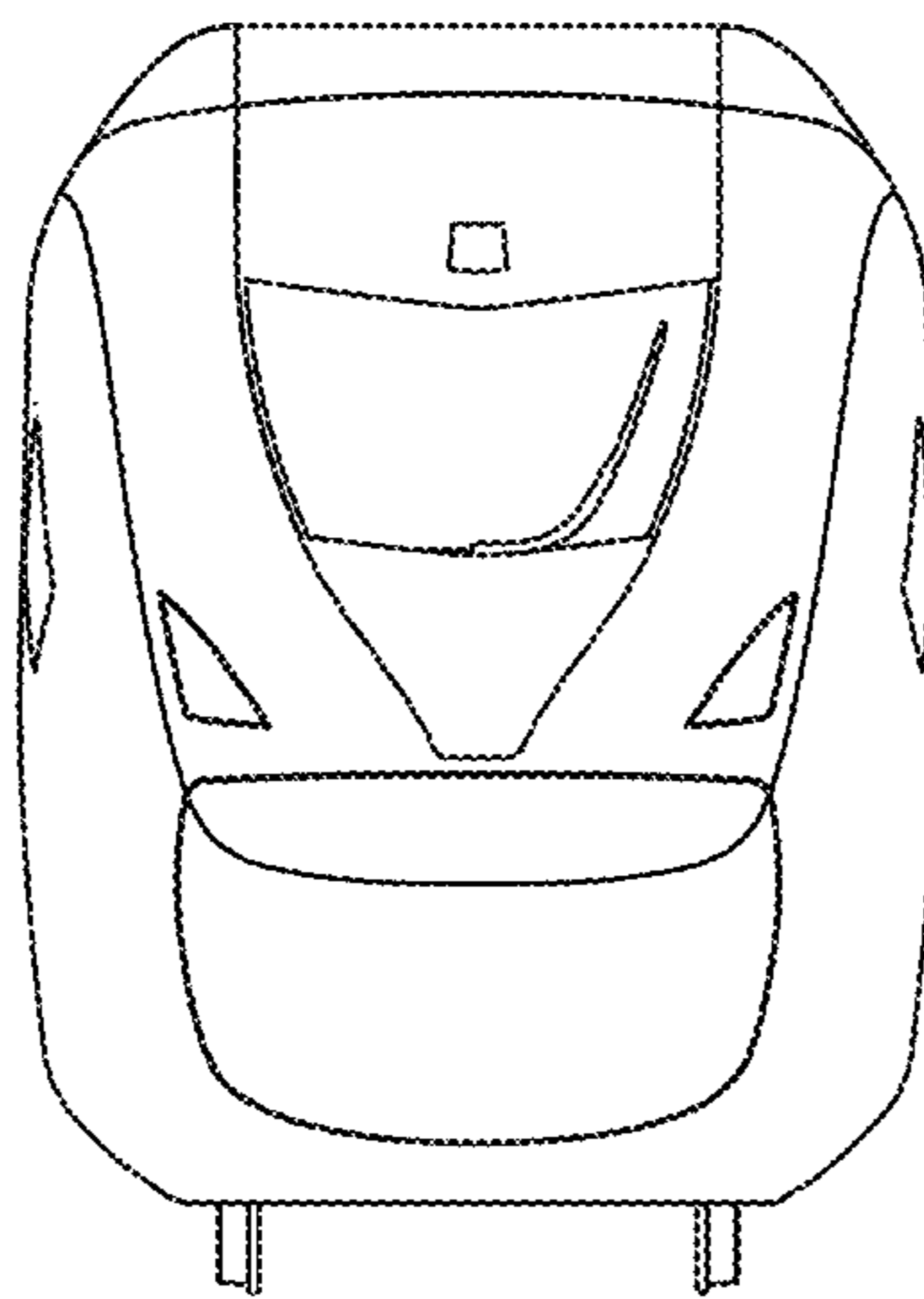


FIG. 2

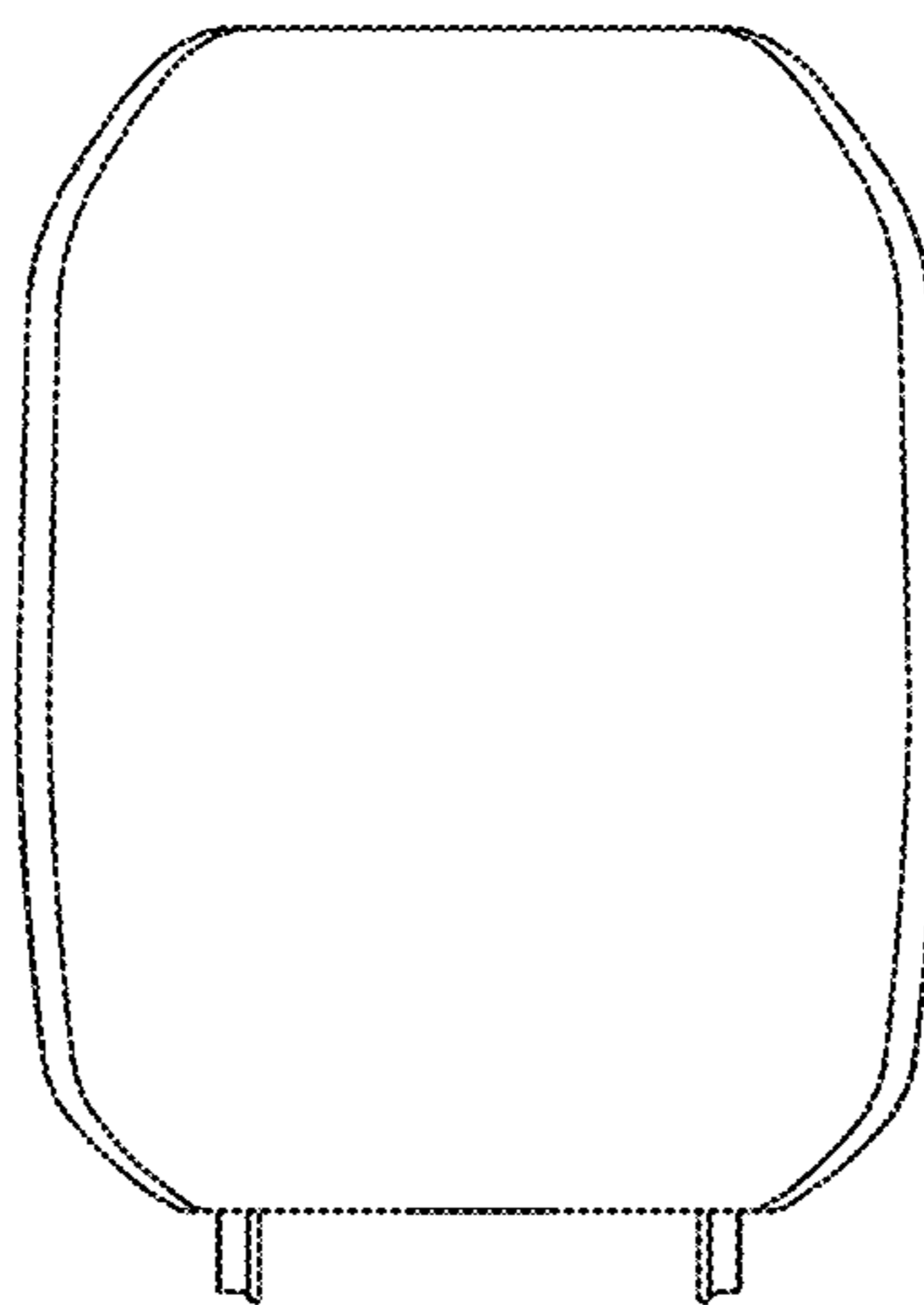


FIG. 3




FIG. 4




FIG. 5




FIG. 6




FIG. 7

