



US00D910482S

(12) **United States Design Patent** (10) **Patent No.:** **US D910,482 S**  
**Pugachevskiy** (45) **Date of Patent:** **\*\* Feb. 16, 2021**

(54) **SET OF JEWELRY EMBELLISHMENTS**

(71) Applicant: **Vadim Pugachevskiy**, Marlboro, NJ (US)

(72) Inventor: **Vadim Pugachevskiy**, Marlboro, NJ (US)

(\*\*) Term: **15 Years**

(21) Appl. No.: **29/691,826**

(22) Filed: **May 20, 2019**

(51) **LOC (13) Cl.** ..... **11-01**

(52) **U.S. Cl.**  
USPC ..... **D11/86; D11/81; D11/56; D11/30; D11/103**

(58) **Field of Classification Search**

USPC .... D11/1-18, 26, 30, 39, 40-49, 56, 57, 58, D11/60, 61, 64, 72, 75, 76, 78-86, D11/95-100, 102-103, 115, 116, 93; D3/207-212

CPC .. A44C 1/00; A44C 3/00; A44C 3/001; A44C 3/004; A44C 3/005; A44C 5/00; A44C 5/02; A44C 7/00; A44C 7/002; A44C 7/003; A44C 7/004; A44C 7/005; A44C 7/006; A44C 7/007; A44C 7/008; A44C 9/00; A44C 9/0007; A44C 9/0015; A44C 9/0023; A44C 9/003; A44C 15/00; A44C 15/0015; A44C 15/002; A44C 15/0025; A44C 15/005; A44C 15/0055; A44C 21/00; A44C 23/00; A44C 25/00; A44C 25/001; A44C 25/002; A44C 25/005; A44C 25/007; A44C 25/008

See application file for complete search history.

(56) **References Cited**

**U.S. PATENT DOCUMENTS**

D38,622 S \* 6/1907 Fishel ..... D11/56  
D39,278 S \* 4/1908 Fishel ..... D11/56  
D130,943 S \* 12/1941 Dawer ..... D11/7

(Continued)

**OTHER PUBLICATIONS**

Macy's Diamond Triple Heart 18, no date available, [online], [site visited Oct. 16, 2020]. Retrieved from url:https://www.macys.com/shop/product/diamond-triple-heart-18-pendant-necklace-1-6-ct.-t.w.-in-14k-gold?ID=10469762&CategoryID=74615 (Year: 2020).\*

(Continued)

*Primary Examiner* — Michelle E. Wilson

*Assistant Examiner* — Tracey J Bell

(74) *Attorney, Agent, or Firm* — Kristin Grant; Grant Attorneys At Law PLLC

(57) **CLAIM**

The ornamental design for a set of jewelry embellishments, as shown and described.

**DESCRIPTION**

FIG. 1 is a perspective view of a set of jewelry embellishments according to the present invention shown in a first configuration;

FIG. 2 is a top view thereof;

FIG. 3 is a bottom view thereof;

FIG. 4 is a front view thereof;

FIG. 5 is a back view thereof;

FIG. 6 is a side view thereof;

FIG. 7 is a side view thereof;

FIG. 8 is a top view of the present invention shown in a second configuration in an alternate environmental context;

FIG. 9 is a top perspective view of the present invention shown in a third configuration in an alternate environmental context;

FIG. 10 is a top view of the present invention shown in the first configuration in an alternate environmental context; and,

FIG. 11 is a top view of the present invention shown in a fourth configuration in an alternate environmental context.

The broken lines are for environmental purposes only and form no part of the claimed design.

**1 Claim, 5 Drawing Sheets**





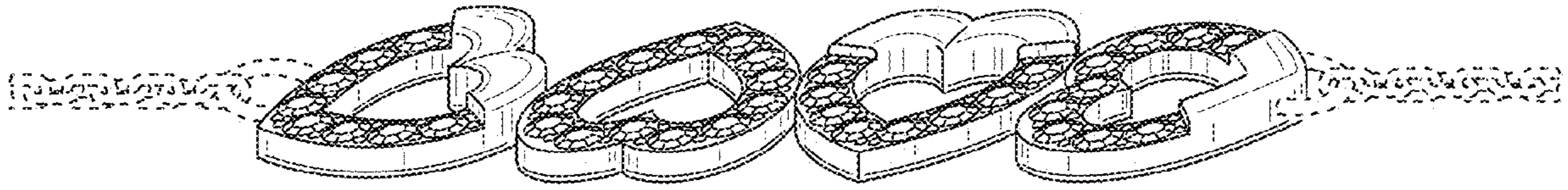


FIG. 1




FIG. 2




FIG. 3



FIG. 4



FIG. 5




FIG. 6



FIG. 7

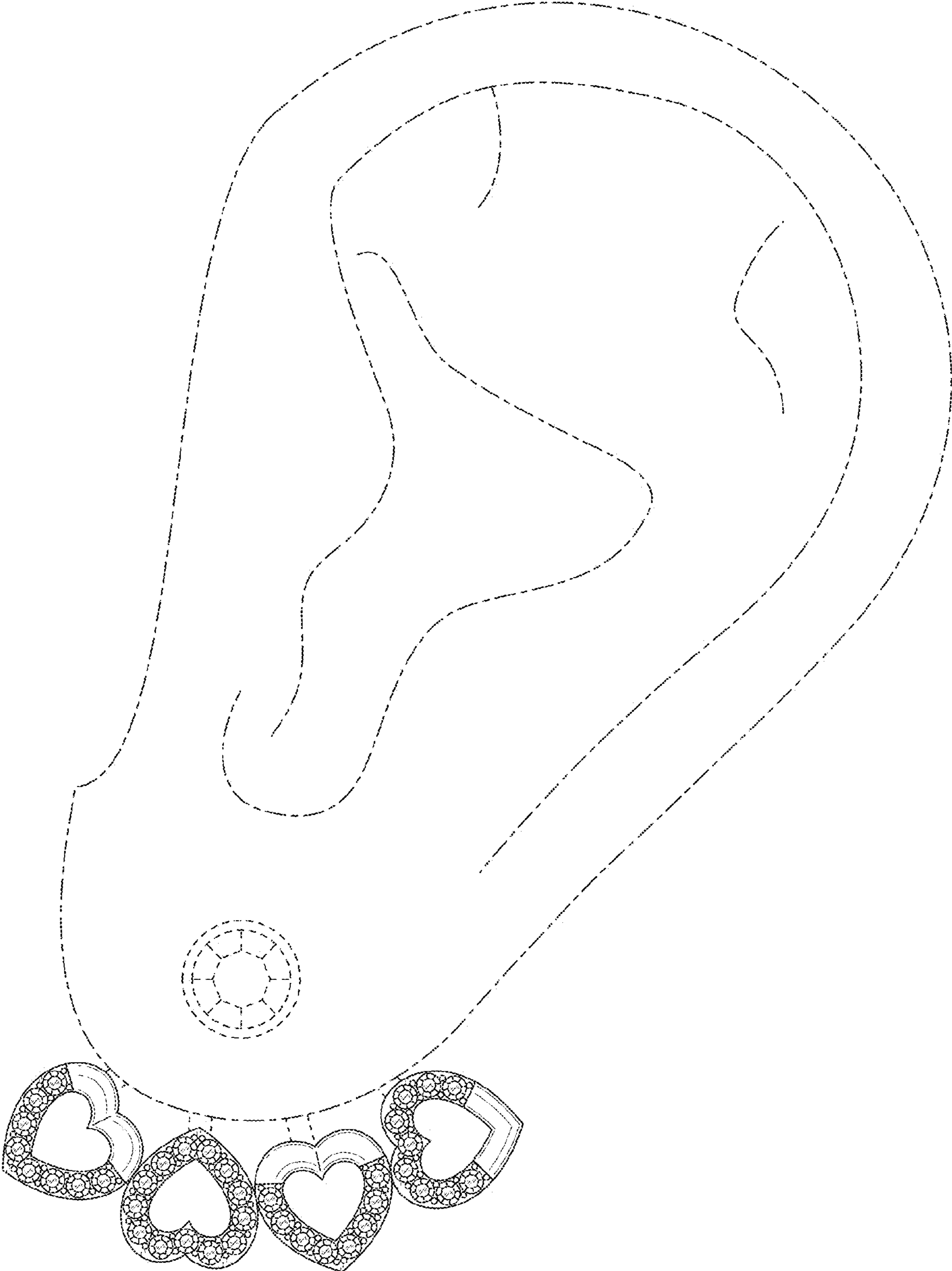


FIG. 8

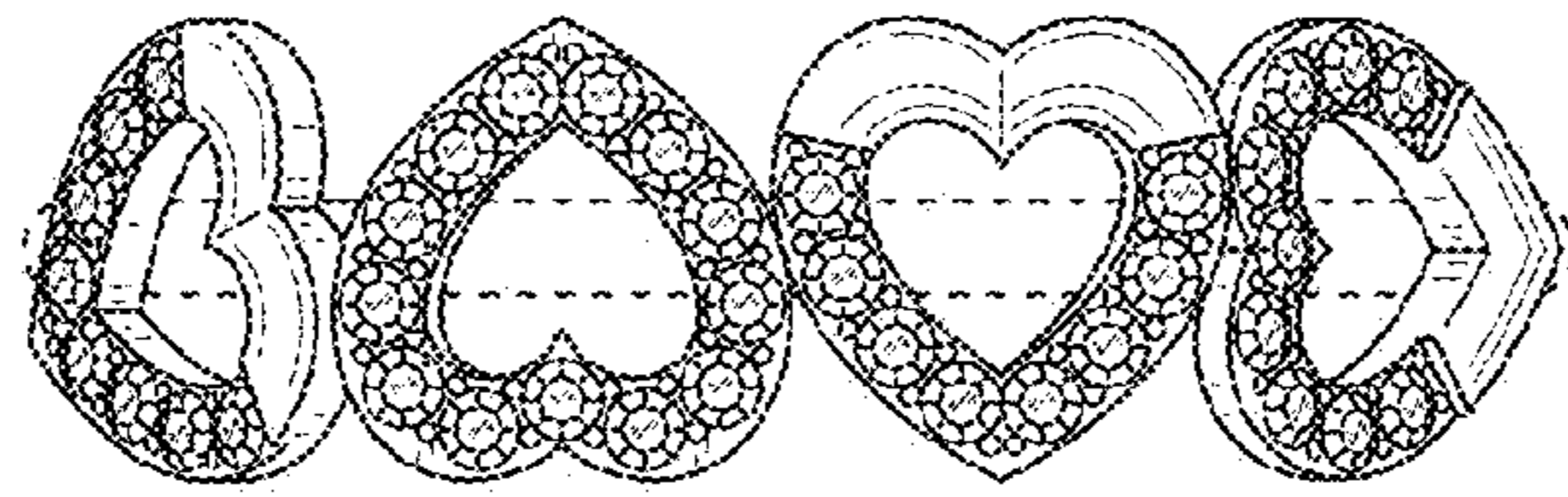


FIG. 9



FIG. 10



FIG. 11